

# BRITISH HOUSEHOLD PANEL SURVEY

## USER MANUAL

### VOLUME A

## *INTRODUCTION, TECHNICAL REPORT AND APPENDICES*

edited by

**Marcia Freed Taylor**

with John Brice, Nick Buck and

**Elaine Prentice-Lane**



## Citation

Readers wishing to cite this document should use the following form of words:

**Taylor, Marcia Freed (ed). with John Brice, Nick Buck and Elaine Prentice-Lane (2018) *British Household Panel Survey User Manual Volume A: Introduction, Technical Report and Appendices*. Colchester: University of Essex.**

ISBN            978 1 85871 177 0            (Vol. A)

ISBN            978 1 85871 172 7            (Vol. B)

The Data should be cited as follows:

University of Essex. Institute for Social and Economic Research. (2018). *British Household Panel Survey: Waves 1-18, 1991-2009*. [data collection]. 8th Edition. UK Data Service. SN: 5151, <http://doi.org/10.5255/UKDA-SN-5151-2>

*The support of both the Economic and Social Research Council and the University of Essex is gratefully acknowledged. The work reported in this paper is part of the scientific programme of the Institute for Social and Economic Research, based at the University of Essex.*

© August 2018

All rights reserved. No part of this publication may be reproduced, stored in a retrieval system or transmitted, in any form, or by any means, electronic, mechanical, photocopying, recording or otherwise, without the prior permission of the Institute for Social and Economic Research (Publications Department).

## Preface to 2018 Edition

This new edition of the British Household Panel Survey data incorporates a number of enhancements and corrections to the data for BHPS waves 1 to 18 since the previous release in 2010. These changes are listed in Appendix 4. In summary they involve a) the addition to the main data set of net income variables, previously released separately; b) the addition of variables to assist linkage to the Understanding Society data set which includes BHPS sample members; c) some enhancements to data included in the XWAVEDAT file, and d) a range of data corrections mainly from user comments: these include limited corrections to income data, fixing issues with employment history and occupation data at wave 18 and some issues with weights.

This volume of documentation has been updated to reflect as far as possible the changes made in this release. It should be noted that the list of publications (Appendix 5) has not been updated. However an up to date list of BHPS publications is maintained at <https://www.iser.essex.ac.uk/bhps/publications>.

It should be noted that for this release there is now a separation between a standard End User Licence (SN 5151) release and a Special Licence release (SN 8380). The former has some limits on the range of more disclosive variables, either where variables are dropped (e.g. month of birth) or a condensed classification is used (e.g. for occupation variables). Researchers requiring variables only held in the Special Licence will need to apply for access through the UKDS which will require approval from the data owners as per the process required for access to other Special Licences.

The data set documented here is intended for users wishing to use BHPS waves 1 to 18 on their own. The main version of *Understanding Society* which ISER is now releasing is a harmonised version which incorporates the 18 waves of BHPS data and uses consistent variable naming between the two studies. This version should be used where researchers wish to analyse both BHPS and Understanding Society data together.

### Acknowledgements

This *User Manual* has been produced by Marcia Freed Taylor, John Brice, Nick Buck and Elaine Prentice-Lane.

Nick Buck designed the User Database in consultation with Randy Banks who designed the Survey Database and its associated data processing system with the support of Frances Williams. The development of aspects of the database, including derived variables, weighting and imputation, involved the active participation of many present and former members of the Institute, including Alan Taylor, Mark Taylor, Jonathan Gershuny, David Rose, Andrew Clark, Shirley Dex, Tony Shorrocks, Jackie Scott, Heather Laurie, Kim Perren, Louise Corti, John Brice and Sarah Jarvis.

The work involved in the creation of the documentation of the User Database has been carried out by many of the staff of the Institute. Particularly dedicated and extraordinary effort in this documentation and in the production of these two volumes was made by Nick Buck, John Brice and Elaine Prentice-Lane. Contributions by Adrian Birch, Malcolm Brynin, Judi Egerton, Ann Farncombe, Jay Gershuny, Heather Laurie, Andrew McCulloch, Victoria Nolan, Rachel Smith and Jenifer Tucker are also included in *Volume A*. Randy Banks provided invaluable support in the production of the volumes. The sections on Weighting, Sampling and Imputation were produced by Alan Taylor and Nick Buck, that on Sampling Error by Alan Taylor; the advice on weighting and sampling of Professor Graham Kalton, Senior Statistician of WESTAT, is gratefully acknowledged.

This revised edition of the data benefited from inputs from many members of the current *Understanding Society* staff in ISER including Michaela Benzeval, Laura Fumagalli, Nicole James, Graham Jolliffe, Gundi Knies, Alita Nandi and John Payne.

The BHPS Net Income Data which is included in this edition of the data for the first time was originally developed by Stephen Jenkins and Sarah Jarvis. Support for the development of later editions was provided by Elena Bardasi and by Horacio Levy.

Nick Buck  
August 2018

# Table of Contents

I. Introduction to the Documentation .....	A1-1
I.1. Important Features of the Documentation .....	A1-1
I.2. Volume A.....	A1-2
I.3. Volume B.....	A1-3
I.3.1. Reading The Variable Tables .....	A1-3
I.4. Indexes.....	A1-5
I.5. A Note about Question Numbers .....	A1-6
I.6. Technical References .....	A1-7
I.7. Getting More Information .....	A1-8
II. Introduction to the British Household Panel Survey .....	A2-1
II.1. The BHPS Sample and Following Rules .....	A2-2
II.2. Additional Sub-samples .....	A2-3
II.2.1. The ECHP Sub-sample.....	A2-3
II.2.2. Scotland and Wales Extension Samples .....	A2-3
II.2.3. Northern Ireland Household Panel Survey .....	A2-3
II.3. Survey Instruments .....	A2-4
II.4. Longitudinal Aspects of the Survey.....	A2-5
II.5. Links to Other Surveys.....	A2-5
II.6. File linkages: matching, aggregating and distributing data.....	A2-11
III. The BHPS Data.....	A3-1
III.1. Using Complex Data .....	A3-1
III.2. Record Types or Files.....	A3-3
III.3. Matching Individuals Across Waves .....	A3-9
III.3.1. Identifiers: Key Variables in the BHPS .....	A3-9
III.3.2. Sample Membership Status.....	A3-9
III.3.3. Cross-Wave Records.....	A3-11
III.4. Naming Conventions.....	A3-13
III.5. Missing Value Conventions.....	A3-15
III.6. Other Variable Transformations.....	A3-15
III.7. Missing and Potentially Erroneous Data.....	A3-16
III.8. Mobility and Implications of the Fieldwork Process for Data Organisation.....	A3-17
III.9. Usage Notes .....	A3-17
III.9.1. For All Waves.....	A3-17
III.9.2. For Wave Two and Beyond .....	A3-19
III.10. Definitions .....	A3-21
III.11. WAVE ONE: Record Types and Wave Specific Information .....	A3-25
III.11.1. Record Types: Wave One.....	A3-25
III.12. WAVE TWO: Record Types and Wave Specific Information .....	A3-29
III.12.1. Record Types : Wave Two.....	A3-29
III.12.2. Wave Two Specific Usage Notes .....	A3-33
III.13. WAVE THREE: Record Types and Wave Specific Information.....	A3-36
III.13.1. Record Types: Wave Three .....	A3-36
III.14. WAVE FOUR: Record Types and Wave Specific Information.....	A3-39
III.14.1. Record Types: Wave Four .....	A3-39
III.15. WAVE FIVE: Record Types and Wave Specific Information .....	A3-42
III.16. WAVE SIX: Record Types and Wave Specific Information .....	A3-45
III.17. WAVE SEVEN: Record Types and Wave Specific Information.....	A3-48
III.18. WAVE EIGHT: Record Types and Wave Specific Information.....	A3-52
III.19. WAVE NINE: Record Types and Wave Specific Information .....	A3-55
III.20. WAVE TEN: Record Types and Wave Specific Information.....	A3-58
III.21. WAVE ELEVEN: Record Types and Wave Specific Information.....	A3-62

III.22. WAVE TWELVE: Record Types and Wave Specific Information .....	A3-66
III.23. WAVE THIRTEEN: Record Types and Wave Specific Information .....	A3-71
III.24. WAVE FOURTEEN: Record Types and Wave Specific Information .....	A3-74
III.25. WAVE FIFTEEN: Record Types and Wave Specific Information .....	A3-77
III.26. WAVE SIXTEEN: Record Types and Wave Specific Information .....	A3-80
III.27. WAVE SEVENTEEN: Record Types and Wave Specific Information .....	A3-84
III.28. WAVE EIGHTEEN: Record Types and Wave Specific Information .....	A3-88
III.29. Related Data Sets .....	A3-91
IV. Sampling and Survey Methods.....	A4-1
IV.1. Sample Design for Wave One .....	A4-1
IV.1.1. Sample Selection Procedure .....	A4-1
IV.1.2. Sample Size Calculations.....	A4-5
IV.1.3. Bibliography .....	A4-5
IV.2. Sampling and Following Rules after Wave One .....	A4-5
IV.3. Data Collection and Fieldwork .....	A4-6
IV.4. Preparatory Work for Wave One .....	A4-7
IV.5. Preparatory Work for Subsequent Waves .....	A4-7
IV.6. Interviewers .....	A4-7
IV.7. Briefings.....	A4-8
IV.8. The Fieldwork Process .....	A4-8
IV.9. Refusal Conversion .....	A4-9
IV.9.1. Previous wave refusal .....	A4-9
IV.9.2. Current wave new refusals.....	A4-9
IV.10. Maintaining Contact with Respondents .....	A4-12
IV.10.1. Panel maintenance.....	A4-13
IV.10.2. Procedures during fieldwork .....	A4-13
IV.11. Confidentiality and Informed Consent .....	A4-13
IV.12. Data Processing .....	A4-14
IV.12.1. Visual edits and data input .....	A4-14
IV.12.2. Data cleaning.....	A4-14
IV.13. Coding .....	A4-16
IV.14. The Inter-Penetrating Sample .....	A4-16
IV.15. The Young Person's Survey.....	A4-17
IV.16. The Transition from PAPI to CAPI at Wave 9 .....	A4-20
IV.16.1. Questionnaire design and implementation .....	A4-21
IV.16.2. Fieldwork procedures and interviewer training.....	A4-23
IV.16.3. Mode effects on key measures .....	A4-23
IV.17. Scotland and Wales Extension Samples.....	A4-24
IV.18. Dependent Interviewing in the BHPS .....	A4-24
IV.19. Northern Ireland Household Panel Survey.....	A4-26
IV.20. Response Rates .....	A4-26
V. Weighting, Imputation and Sampling Errors .....	A5-1
V.1. Weighting Adjustments in the BHPS Wave One .....	A5-1
V.1.1. Weighting for Unequal Selection Probabilities .....	A5-1
V.1.2. Individual Level Non-Response Weights.....	A5-5
V.1.3. Final Wave One Weights.....	A5-5
V.2. Longitudinal and Cross-sectional Weights after Wave One .....	A5-6
V.2.1. Weights for Longitudinal Respondents.....	A5-7
V.2.2. Weights for Longitudinal Enumerated Individuals .....	A5-9
V.2.3. Cross-Sectional Weights .....	A5-9
V.2.4. Weights including the ECHP sub-sample.....	A5-10
V.2.5. Weights for the extension samples in Scotland and Wales .....	A5-11
V.2.6. Weights for the Northern Ireland Sample .....	A5-12
V.3. Imputation Procedures Used in the BHPS .....	A5-22
V.3.1. Introduction .....	A5-22
V.3.2. Hot-deck Imputation .....	A5-23
V.3.3. Regression Imputation.....	A5-23
V.3.4. Cross-wave Imputation .....	A5-24
V.3.5. References .....	A5-24



.....	V.4. Sampling Errors	A5-24
V.4.1. Bibliography .....		A5-27
VI. Data Dissemination.....		A6-1
VI.1. Release of BHPS Data .....		A6-1
VI.2. Access to BHPS Data.....		A6-1
VI.3. Acknowledging the Source of Data .....		A6-1

## APPENDICES

Appendix 1. Using BHPS Data .....	App1-1
1.1. Linking Data from Different SPSS System Files and Stata Datasets at a Single Wave .....	App1-1
1.1.1. Creating a File Containing One Record for Each Adult .....	App1-1
1.1.2. Distributing Household Level Information to the Individual Level .....	App1-2
1.1.3. Summarising Individual Level Information at the Household Level .....	App1-3
1.1.4. Aggregating Income Information to the Individual Level.....	App1-4
1.1.5. Matching Individuals with a Household.....	App1-5
1.1.6. Using the AEGOALT Record .....	App1-6
1.2. Linking Data from Different Waves .....	App1-7
1.2.1. Matching Respondents at Wave One and Wave Two.....	App1-7
1.2.2. Including Household Level Information.....	App1-8
1.2.3. Including information about Wave Two Non-respondents .....	App1-10
1.2.4. Matching a Subset of Cases .....	App1-11
1.2.5. Constructing a flat cross-wave file at the individual level .....	App1-12
1.2.6. Using the Lifetime History Data .....	App1-13
Appendix 2. Notes on Derived Variables .....	App2-1
2.1. RECORD TYPE wHHSAMP .....	App2-1
2.2. RECORD TYPE wINDSAMP .....	App2-2
2.3. RECORD TYPE wINDALL .....	App2-2
2.4. RECORD TYPE wHHRESP .....	App2-3
2.5. RECORD TYPE wINDRESP .....	App2-9
2.6. RECORD TYPE wJOBHIST .....	App2-21
2.7. RECORD TYPE wINCOME .....	App2-22
2.8. RECORD TYPE wEGOALT .....	App2-23
2.9. RECORD TYPE BLIFEMST .....	App2-24
2.10. RECORD TYPE CLIFEJOB.....	App2-24
2.11. RECORD TYPE BMARRIAG.....	App2-25
Appendix 3. Coding Frames.....	App3-1
3.1. Interview outcomes .....	App3-1
3.1.1. Final household interview outcome - wVFO.....	App3-1
3.1.2. Individual interview outcome - wVFO, LRIO, ASTAT .....	App3-1
3.2. Reason for refusing.....	App3-3
3.2.1. Whole household refusal reason (wVRRFH) .....	App3-3
3.2.2. Individual within household refusal reason (wVRRF).....	App3-4
3.3. Relationship to HRP.....	App3-5
3.4. Reasons for moving .....	App3-6
3.4.1. Main Reason for Preference to Move - (wLKMOVY) .....	App3-6
3.4.2. Other reasons for move - (wMOVY1 and wMOVY2).....	App3-6
3.5. Coding frame for GCITZN1, GCITZN2, present citizenship / Wave 7 .....	App3-8
3.6. Main attraction of respondent's current job.....	App3-13
3.7. Standard industrial classification 1980 (SIC) .....	App3-14
3.8. Standard industrial classification 92 (SIC92) .....	App3-25
3.9. Standard occupational classification 1990 (SOC) .....	App3-45
3.10. Standard occupational classification 2000 (SOC2000) .....	App3-54
3.11. International standard classification of occupations ISCO-88 .....	App3-69
3.12. National statistics socio-economic classification (NS-SEC) .....	App3-90
3.13. Advantages / disadvantages to living as a couple .....	App3-92
3.13.1. Advantages to living as a couple (wCOHADV1 and wCOHADV2)) .....	App3-92
3.13.2. Disadvantages of living as a couple (wCOHDIS1 and wCOHDIS2).....	App3-92
3.14. Reasons not to go onto further education.....	App3-93
3.15. Why financial situation changed .....	App3-94
3.16. Purpose of saving .....	App3-95
3.17. Counties and Unitary Authorities .....	App3-96
3.18. To whom external payments made.....	App3-100



..... 3.19. The verbatim coded final question (Individual Questionnaire)	App3-101
3.19.1 Important events .....	App3-101
3.19.2. Children's future .....	App3-104
3.19.3. Quality of life .....	App3-106
3.19.4. Attitudes to local neighbourhood.....	App3-108
3.19.5. Advantages / disadvantages of current age .....	App3-111
3.20. Relationship of closest friend .....	App3-113
3.21. Why wants specific job when leaves school .....	App3-114
3.22. Reason for not going onto further/higher education .....	App3-115
3.23. Coding frames youth questionnaire verbatim .....	App3-116
3.23.1 Important events .....	App3-116
3.23.2 One change to life .....	App3-118
3.23.3 Future plans .....	App3-120
Appendix 4. Help For Old Friends: Modifications Since Eighteenth Release.....	App4-1
Appendix 5. Related Publications and Documentation .....	App5-1
5.1. Research Centre Publications .....	App5-1
5.2. A List of Publications Based on BHPS Data.....	App5-32
5.3. Notice for Users of BHPS Data.....	App5-127
Appendix 6. Indexes.....	App6-1
6.1 Subject Category Thesaurus.....	App6-3
6.2 Question Number to Variable Name Index.....	App6-19

## LIST OF TABLES

	Page
<b>Table 1</b>	Overview of Topics Covered in BHPS ..... A2-7
<b>Table 2</b>	BHPS User Database: Longitudinal Structure ..... A3-5
<b>Table 3</b>	BHPS User Database Structure: Standard Single Wave Records ..... A3-6
<b>Table 4</b>	BHPS Database Structure: Cross-Wave Record Types ..... A3-8
<b>Table 5</b>	Variable Naming Conventions ..... A3-14
<b>Table 6</b>	Record Structure: Job History Record: AJOBHIST ..... A3-28
<b>Table 7</b>	Record Structure: Lifetime Marital History Record: BMARRIAG ..... A3-35
<b>Table 8</b>	BHPS Database Structure: Wave specific Records Wave Two onwards ..... A3-93
<b>Table 9</b>	Statistics for Record Types ..... A3-94
<b>Table 10</b>	Definitions of Regions and Strata ..... A4-3
<b>Table 11</b>	Outer London PSUs ..... A4-4
<b>Table 12</b>	Pretests and Pilots ..... A4-7
<b>Table 13</b>	Refusal Conversion Results ..... A4-9
<b>Table 14</b>	Reason of Household Refusal ..... A4-11
<b>Table 15</b>	Summary of Wave Three Refusal-Conversion Exercise ..... A4-12
<b>Table 16</b>	Wave One Individual Interview Outcomes ..... A4-28
<b>Table 17</b>	Wave One Household Outcomes and Response Rates ..... A4-28
<b>Table 18a</b>	Wave Two Individual Outcomes by Wave One Response Status ..... A4-29
<b>Table 18b</b>	Wave Three Individual Outcome by Wave Two Response Status ..... A4-30
<b>Table 18c</b>	Wave Four Individual Outcome by Wave Three Response Status ..... A4-31
<b>Table 18d</b>	Wave Five Individual Outcome by Wave Four Response Status ..... A4-32
<b>Table 18e</b>	Wave Six Individual Outcome by Wave Five Response Status ..... A4-33
<b>Table 18f</b>	Wave Seven Individual Outcome by Wave Six Response Status ..... A4-34
<b>Table 18g</b>	Wave Eight Individual Outcome by Wave Seven Response Status ..... A4-35
<b>Table 18h</b>	Wave Nine Individual Outcome by Wave Eight Response Status ..... A4-36
<b>Table 18i</b>	Wave Ten Individual Outcome by Wave Nine Response Status ..... A4-37
<b>Table 18j</b>	Wave Eleven Individual Outcome by Wave Ten Response Status ..... A4-38
<b>Table 18k</b>	Wave Twelve Individual Outcome by Wave Eleven Response Status ..... A4-39
<b>Table 18l</b>	Wave Thirteen Individual Outcome by Wave Twelve Response Status ..... A4-40
<b>Table 18m</b>	Wave Fourteen Individual Outcome by Wave Thirteen Response Status ..... A4-41
<b>Table 18n</b>	Wave Fifteen Individual Outcome by Wave Fourteen Response Status ..... A4-42
<b>Table 18o</b>	Wave Sixteen Individual Outcome by Wave Fifteen Response Status ..... A4-43
<b>Table 18p</b>	Wave Seventeen Individual Outcome by Wave Sixteen Response Status ..... AA-44
<b>Table 18q</b>	Wave Eighteen Individual Outcome by Wave Seventeen Response Status ..... AA-45
<b>Table 19</b>	Household Response Outcomes ..... A4-46
<b>Table 20</b>	Outcomes for Original Sample Members with Full Interview at Wave One ..... A4-48
<b>Table 21</b>	Household Outcomes and Response Rates for 1999/2000 Extension Samples in Scotland and Wales ..... A4-50
<b>Table 22</b>	AHHWGHT: Household Weight ..... A5-8
<b>Table 23</b>	AXEWGHT: Enumerated Individual Weight ..... A5-8
<b>Table 24</b>	AXRWGHT: Enumerated Adult Weight ..... A5-8
<b>Table 25</b>	Guide to the selection of BHPS weights for analysis ..... A5-14
<b>Table 26</b>	Statistics for Longitudinal and Cross-sectional weights after Wave One ..... A5-15
<b>Table 27</b>	Cross-wave Imputation Models for Gross Usual pay wPAYGU ..... A5-25
<b>Table 28</b>	Complex Standard Errors, DEFTS and 95% Confidence Intervals for a Range of BHPS Variables ..... A5-28
<b>Table 29</b>	McClements Equivalence Scales ..... App2-4

## LIST OF FIGURES

<b>Figure 1</b>	Sample Variable Table.....	A1-4
<b>Figure 2</b>	Matching Data Files.....	A3-2
<b>Figure 3</b>	Aggregating Data Files.....	A3-2
<b>Figure 4</b>	Distribution of Data.....	A3-3
<b>Figure 5</b>	BHPS User Database Structure .....	A3-7
<b>Figure 6</b>	Overview of BHPS Survey Data Processing.....	A4-15





# I. Introduction to the Documentation

This format of this documentation has been designed to make the analysis of the British Household Panel Study easier and more straightforward. We have attempted to make its up-dating, always a rather complex undertaking, as simple as possible. Details of the organisation of the documentation are given below.

This documentation takes the form of an explanatory *Volume A* and a separate *Volume B* codebook for each wave of the BHPS. The organisation of these volumes is described below. There are several key aspects of the information in this *User Manual*, which it is important to make clear from the beginning.

## I.1. Important Features of the Documentation

### Wave Indicators

Individual waves of the BHPS are identified by an initial letter in all Record/File and Variable Names; thus, "A" is attached to all Wave One Records or Variables, "B" to Wave Two, "C" to Wave Three and so on. Throughout this documentation, wherever possible, this wave-specific letter has been replaced by a generic "w". When this appears, the implication is that the information being supplied applies to all waves unless otherwise stated.

### Refreshing the data

A new "edition" of BHPS data will occur every year, with the release of the latest wave. All existing users should obtain the latest release of the entire BHPS dataset, rather than merely requesting the latest wave. Data which are mounted for remote analysis will be automatically withdrawn and replaced with the latest version. It is therefore essential that up-dates to this *User Manual* are also obtained. As noted elsewhere, it is particularly important that the latest version of the three cross-wave records/files, XWLSTEN, XWAVEID and XWAVEDAT are used in all cross-wave analysis. These will always occur at the end of the database and codebook for the latest release.

### Dates

Dates are clearly critical in a large number of **BHPS** variables. Because of the nature of a panel survey, the relevant dates are often not totally obvious. Throughout the documentation, we have attempted to generalise the representation of these dates to make the relevant dates clearer. Throughout the wave-specific Volume B codebook entries, the actual dates are included. Within Volume A, we have used conventions to generalise our notes and descriptions. These conventions are described below. As background, it is important to remember that the fieldwork period runs from 1 September one year through the end of April of the following year; the bulk of the interviews have usually taken place by the end of December, although some of them do extend well into the following year. The end of April is the cut-off point.

Relevant conventions employed in treatment of dates within variable descriptions are:

w = initial letter of all Record and Variable Names, which replaces the wave-specific initial letter (e.g. A = Wave One, B = Wave Two, and so on)

Derived variables sometimes use data taken from earlier, and in some case, later waves. This is indicated by:

w-1 = indicates the year prior to the wave under investigation:

w+1 = indicates the year following the wave under investigation

LY = indicates the 12 months prior to the start of fieldwork (e.g. 1 September 1990 - 31 August 1991 for Wave One)

TY = indicates the present period, beginning at the 1 September on which fieldwork begins for a specific wave (e.g. 1 September 1991 for Wave One, 1 September 1992 for Wave Two, etc.)

## Variable Names

Variable names are preceded, as are Record or File names, by a wave-specific letter - A for Wave One, B for Wave Two and so on. In many descriptions, this is replaced by a generic w, indicating the generality of the information being provided. Variable names are, in part, mnemonic. See *Section III* in this Volume for a table listing some of the conventions employed.

## I.2. Volume A

This initial introductory volume, essential for all users, will be supplemented in future through the issue of up-date sheets. *Volume A* contains vital information required for the analysis of the data, including details of fieldwork, sampling, weighting and imputation procedures employed within the Centre, and information to assist users in the linking and aggregating data across waves. Usage notes on specific variables or sections of the database are also included, plus sections presenting background information required for specific types of analysis. References to the contents of the sections are given below.

There are also a number of appendices:

Appendix One (*Using BHPS Data*) presents worked examples of analyses of **BHPS** data, using both SIR and SPSS, illustrating some of the basic manipulations which researchers may wish to perform during their own analysis.

Appendix Two (*Notes on Derived Variables*) presents generalised notes on the derived variables which form part of each wave of the data.

Appendix Three (*Coding Frames*) contains full coding frames for main categorical variable types which appear in all waves of the data.

Appendix Four (*Help for Old Friends*) is a summary of information on changes which have occurred in the data from previous waves since the last release. Since all users of the **BHPS** should receive the entire **BHPS** dataset at each new release, this information will be essential for all existing users. Information will relate to such things as re-coding of previous wave variables to conform to the latest release, additional variables, new imputations based on information from the later waves, correction of errors, and so on.

Appendix Five (*Related Publications and Documentation*) contains references to other volumes produced by the ESRC Research Centre on Micro-Social Change and of publications based on **BHPS** data.

Appendix Six (*Indexes*) contains two indexes to aid users in locating the information they require quickly. These are described in more detail below.

## I.3. Volume B

Each wave will be released in a separate wave-specific volume, *Volume B1* containing a codebook for Wave One data and its related questionnaires and show cards, for example, *Volume B2* containing Wave Two information and so on.

With each new release, those acquiring the latest wave will also receive up-date sheets for both *Volume A* and earlier *Volume Bs*, along with a new Volume containing the codebook for the latest wave. We hope that this will make life both easier, and less expensive, for our users.

Codebooks contain essential information for each variable for each wave included in the **British Household Panel Study** database. Tables are presented in the order in which they appear within the Record Types in the SIR database. Cross-Wave Identification Variables appear at the end of the volume containing the latest Wave.

Within each wave-specific volume, each Record Type is allotted a separate section, which begins with a short overview of the contents of that Record Type. These sections reflect the Record and Variable order and structure of the User Database. (For more information on the database structure, see the main text of this *Volume* and *Appendix 1*.)

Within each Record Type section, there is a Table for every variable within that Record Type. This Table contains relevant information needed for interpretation and use. A short description of elements of each Table is presented below.

### **I.3.1. Reading The Variable Tables**

*Figure 1* presents a sample Variable Table with an indication of the contents of each element within the table. The elements in the Tables are:

1. **Record Type** at the top of every page. The header shows the Record Type in which the variables below can be found.
2. **Variable Name** as a heading for each Table, followed by **Variable Label**
3. **Questionnaire Section** followed by **page number within Questionnaire** (Questionnaires and Showcards appear at the end of Wave-specific *Volume Bs*)
4. **Question Number and Text**. The specific Wave identifier has been added to the question number as found in the questionnaire. Where there is no relevant question text, an indication to the source of the information is included, e.g. Interviewer Check, Office Code, and so on.
5. **A Frequency Table** is included wherever relevant or possible, giving value labels, values, frequencies, percentages, valid cases and missing values. For categorical variables, with more than 20 categories, only valid and missing cases are given; for continuous variables, a Mean, usually non-zero, Standard Deviation, Minimum and Maximum are indicated, and a frequency table distinguishing those who stated an amount and those who did not. (Relevant coding frames for the extended categorical variables are presented in *Appendix 3*.)
6. **Question Route** For *Base Variables*, this indicates the question routing which defined the respondent sample asked a particular question and includes a prose description; for *Derived Variables*, a listing of the variables used to construct the variables is given; for *Key* or *Key Linking Variables*, either ALL or ALL RESPONDENTS is entered here. *Derived Variables* information can also be found in *Appendix 2*.



Record label

**Volume B: Codebook - Record Type GINDRESP**

Variable name  
Initial letter indicates Wave

Variable label

Questionnaire with page number

**GFTEXAV**

**Amount maintenance paid to 1st non-resid**

Individual (95)

Question from which variable created with full text

**Question Number and Text**

GF30C1 : (IF `Maintenance/alimony/child support') About how much in total do you give for (maintenance/alimony/child support)?

SPSS Frequency Table (unweighted data)  
Descriptives for categorical variables

**Value Label**

**Non Zero**  
**Mean Std Dev Minimum Maximum**

196.08 437.86 1 5270

Value Label	Value	Frequency	%	Valid %
Amount stated	1	185	2.0	100.0
Missing or wild	-9	9	.1	Missing
Inapplicable	-8	8918	95.1	Missing
Proxy respondent	-7	255	2.7	Missing
Refused	-2	5	.1	Missing
Don't know	-1	1	.1	Missing

**Value Frequency % Valid %**

**Valid cases 185 Missing cases 9188**

Terms describing information content to allow identification of relevant and related data

**Question Route**

IF (GFTEXHH=1 AND GFTEXA1=1) Asked if transfers money to any person not co-resident for maintenance, alimony or child support

**Index Terms**

Financial Management: External Transfers

**Variable Occurrence**

W2 W3 W4 W5 W6 W7 W8

**Note**

After Wave 1, the restructuring of Finance section allowed investigation into amount and periodicity of external transfers for maintenance/alimony/child support.

Cross-wave occurrence

Indication of routing through questionnaire, allowing identification of relevant population surveyed

Note field containing key information related to variable interpretation and analysis

7. **Index Terms** One or more index terms have been attached to each variable. Terms are included on the Variable Table to allow users to easily identify other variables on the same subject or, in the case of Interview Characteristics, Sampling Factors or Key Linking Variables, variables of the same type.
8. **Variable Occurrence** An indication of the inclusion of the individual variable in individual waves and of planned inclusion in future waves. See below for more details.
9. **Note** Included here are notes of special importance for users of a particular variable or variable type. There may also be a pointer, where applicable, to variables which are similar but not sufficiently so to warrant being considered directly comparable (and therefore have an entry in the Variable Occurrence field). These may, nevertheless, be sufficiently closely related to serve as a proxy and satisfy the requirements of the researcher. In many cases, reference is made to other sections of this *User Manual* where fuller information is provided.

Tables contain marginals for each variable. For continuous variables, the marginals show the number of respondents/households for whom the included descriptives are valid. The missing cases and those who have zero amounts are excluded for the descriptive statistics. This enables the researcher to get a more accurate picture from the few descriptive statistics presented.

For variables with more than 20 value labels, coding frames are provided in *Appendix 3*.

Users should also note that the results displayed in the tables in Volume B are obtained from *unweighted* data. See *Section V* for a discussion on weighting.

At the end of each wave-specific *Volume B*, the Questionnaires and Showcards for the relevant wave are reproduced. It is planned that all Questionnaires will be annotated with Variable Names attached to the question which gave rise to the Variable. There is also a *Variable Location Index* at the end of each wave-specific volume. An alphabetical list of variable names is linked to the page number within the volume on which the variable description appears.

## I.4. Indexes

**Indexes to the Variables are included at the end of this volume.**

To assist you in planning your analysis, a number of indexes are presented in the final *Appendix*. Clearly, given the nature of such a panel dataset, many variables are repeated in each wave, while others are repeated intermittently and still others appear in only one wave. A Cross-Wave Continuity Index details this in schematic form. Another Index is based on the subjects covered by the data, allowing initial identification of variables on particular topics. This is augmented by a subject thesaurus, to guide you to the correct topics.

These indexes are intended to aid the user in navigating the wide range of information presented and to allow the tracing of the links between questions, variables, record types and subject coverage or variable type. The indexes included are:

- o **Subject Category Thesaurus**, a full list of all subject category index terms together with more detailed subject references and cross-references. This index should be used to augment the information presented in the **Cross-Wave Subject Category Index**.
- o **Question Number to Variable Name Index**, a sorted list of question numbers and the database variables based on them;

One or more index terms are attached to each variable, and included on the variable entry in the codebook in the wave-specific *Volume B*. These indicate the major subjects covered by the variable (or the type of variable) and allow linkage with other variables on the same or related topics. Reference to either the **Cross-Wave Subject Category Index** (or first to the **Subject Category Thesaurus Index**)

will lead to the identification of others. In some cases, these refer specifically to the content of the information - e.g. "Health: Medical Consultations" or "Incomes". In other cases, an additional index term indicates that the variable contains "Personal Opinions" or "Subjective Well-Being". "Key Linking Variables" are also identifiable through these indexes, as are "Interview Characteristics and Conditions".

## I.5. A Note about Question Numbers

Users may notice differences between the question numbers as they appear in the Questionnaire and as they appear in the variable tables and Question Number to Variable Name Index. Some of the less obvious of these differences are explained below.

1. All question numbers carry a numerical prefix to indicate the Wave to which they refer; that is, "A" for Wave One questionnaire, "B" to indicate Wave Two, and so on. The second letter indicates the Questionnaire Section in which the question appears (e.g. H for Household Questionnaire, P for Proxy Questionnaire, F for Finance, V for Values, M for Health, D for Demographics, J for Job History, S for Self-completion and so on).
2. Suffixes to question numbers have been added to specify the exact part of the question being answered, or to designate an "Office Coding" of a respondent-specified time period to a standardised time period.

<b>Key to the Suffixes</b>	<b>Example</b>
OC    Office Code	Question AH20C became AH20COC
NA    Not Applicable Question	AD10A became AD10A and AD10NA
Y    Year	Question BE81 has three variable components BE81Y, BE81M and BE81D
M    Month	
D    Day	
CTY   Country	AD5 with two possible, variable responses became AD5CTY, AD5DST
DST   District	
DK    Don't Know	BE64 gave rise to BE64DK (negative response to BE64)
BM    Began Month	BE73D gives BE73BM, and BE73BY
BY    Began Year	
EM    Ended Month	BE73 gives BE73EM, and BE73EY
EY    Ended Year	
P1,P2   Person One,Two	AM32P1, AM32P2 and AM32P3
AL    All	BF3BAL from question BF3B
M1,M2   Mention One, Two	BH3 gives BH3M1 and BH3M2
SC    Status Code	AJ6A gave rise to AJ6ASC
SEQ   Sequence	AF3SEQ records the number of finance grids completed
PN    Person number	AF3FPN records PNO of joint recipient

## I.6. Technical References

References made in the text of this **User Manual** to which you might like to refer are:

Cox, B *et al*, (1987) **The Health and Lifestyle Survey**. London: Health Promotion Trust.

Elias, P, K Halstead and K Prandy (1993) **Computer Assisted Standard Occupational Coding (CASOC)** (1993) London: HMSO

Goldthorpe, J H and K Hope (1974) **The Social Grading of Occupations: A New Approach and Scale** Oxford: Clarendon Press

International Labour Office (1990) **International Standard Classification of Occupations: ISCO 88** Geneva: International Labour Office

Marsh, C & A Teague (1992) 'Samples of anonymised records from the 1991 Census', **Population Trends**, 69, 17-26,

Prandy K (1990) "The Revised Cambridge Scale of Occupations", **Sociology** 24, 629-655

**Standard Occupational Classification, Volume 3: Social Classifications and Coding Methodology.**(London OPCS/HMSO 1991).

## **I.7. Getting More Information**

Other information about the BHPS is available on the ISER web-site at <https://www.iser.essex.ac.uk/bhps>

The operations of BHPS have been incorporated within those of Understanding Society, the UK Household Longitudinal Study. User queries about the BHPS may be submitted to the Understanding Society Further Help and Support for using BHPS can be found in the Understanding Society Online Data User forum. After a short registration data users can read past issues, FAQ's and experiences or report any issues or queries of their own.

The URL is: <https://www.understandingsociety.ac.uk/support/projects/support>





## II. Introduction to the British Household Panel Survey

The British Household Panel Survey (BHPS) is being carried out by the ESRC UK Longitudinal Studies Centre with the Institute for Social and Economic Research at the University of Essex. The main objective of the survey is to further our understanding of social and economic change at the individual and household level in Britain, to identify, model and forecast such changes, their causes and consequences in relation to a range of socio-economic variables. The BHPS is designed as a research resource for a wide range of social science disciplines and to support interdisciplinary research in many areas.

The ULSC, established in 1999, is a continuation of the research resource component of the ESRC Research Centre on Micro-Social Change which was established with a grant from the ESRC in 1989. In addition to conducting the panel survey and disseminating it to the research community, the ISER undertakes a programme of research based on panel data, funded in part by a continuation of the ESRC Research Centre on Micro-Social Change, using the **BHPS** and other national panels to monitor and measure social change. The results of this research feed back into the later waves of the survey and increase its research potential for the wider user community.

The **BHPS** was designed as an annual survey of each adult (16+) member of a nationally representative sample of more than 5,000 households, making a total of approximately 10,000 individual interviews. The same individuals will be re-interviewed in successive waves and, if they split-off from original households, all adult members of their new households will also be interviewed. Children are interviewed once they reach the age of 16; there is also a special survey of 11-15 year old household members from Wave Four onwards. Thus the sample should remain broadly representative of the population of Britain as it changes through the 1990s. Additional sub-samples were added to the BHPS in 1997 and 1999 – see section II.2 below.

Research priorities and research design for the **BHPS** were established after extensive consultation within the British academic and policy research community. Major topics in the first three waves of the panel survey are household organisation, the labour market, income and wealth, housing, health and socio-economic values. The panel survey thus permits research into a wide range of topics such as the relationship between health changes and unemployment, the effects of life events on changing socio-economic values, life cycle variations in income, the returns in the labour market to training and education, the causes and consequences of residential mobility, and so on.

Panel data have many advantages:

they allow analysis of how individuals and households experience change in their socio-economic environment and how they respond to such changes;

they allow an analysis of how conditions, life events, behaviour and values are linked with each other dynamically over time;

they allow analysts to control for unobserved heterogeneity in cross-sectional models through difference analysis;

because all household members are interviewed, the effects of the interaction of changes at the individual level can be analysed for the whole household or for other individuals;

because sample members are followed as they leave their original household, panel data will provide unique information on the processes of household formation and dissolution.

It is the aim of the design of the **BHPS** to maximise these advantages. For further discussion of the research and design rationales of the **BHPS**, users are referred to the publications listed in *Appendix 5*.

The **BHPS** data are deposited in the Data Archive within 12 months of the completion of field work. Between the end of fieldwork and the deposit date, the Centre carries out a very full programme of data cleaning, missing value imputation and weighting. But despite this, some remaining inconsistencies in the data will undoubtedly be revealed as the data and documentation are widely used. Users are requested to alert the Centre to any such inconsistencies they find, so that appropriate corrections can



be made in future releases. Comments on the presentation of both data and documentation would also be welcomed. This can, perhaps, best be done through the BHPS User Group which is described below. Participation in this Group is recommended for all users.

## II.1. The BHPS Sample and Following Rules

The initial sample for Wave One of the **BHPS** (described in detail in the Section on Sampling and Survey Methods) is not unlike that for any cross-sectional household study, for example OPCS's General Household Survey. The sample consisted of 8167 issued addresses drawn from the Postcode Address File. Interviews were attempted at all private households found at these addresses (subject to selection where multiple households were found). All individuals enumerated in respondent households became part of the longitudinal sample. All these sample members are known as Original Sample Members (*OSMs*).

The sample for the subsequent waves consists of all adults in all households containing at least one member who was resident in a household interviewed at Wave One, regardless of whether that individual had been interviewed in Wave One. Thus, with a few exceptions, an attempt was made to interview all those individuals in responding households who had refused to participate at Wave One, or for any reason had been unable to take part. In addition, a number of households where no contact had been made in Wave One were approached for interview in Wave Two after confirmation that no household moves between waves had taken place.

The *following rules* applied in subsequent waves differed from the sampling rules in Wave One in only one respect. In both sets of rules, eligibility depended on domestic residence in England, Wales, or Scotland south of the Caledonian Canal. In waves after Wave One, however, *OSMs* were followed into institutions (unless in prison or in circumstances where the respondent was not available for interview e.g. too frail, mentally impaired etc.) or into Scotland north of the Caledonian Canal.

New eligibility for sample inclusion could occur between waves in the following ways:

1. A baby born to an *OSM*.
2. An *OSM* move into a household with one or more new people.
3. One or more new people move in with an *OSM*.

Children born to *OSMs* after the start of the study automatically count as *OSMs*. New Entrants to the sample (categories two and three) become eligible for interview on the standard OPCS household definition, (i.e. as long as they were living with an *OSM* and 'either share living accommodation OR share one meal a day and have the address as their only or main residence'). The main requirement for marginal cases of household membership was six months continuous residence during the year. This excluded students who might have been at a parental home during vacation (students were treated as members of their term-time household). The household non-contacts from Wave One referred to above count technically as *OSMs* but for all practical purposes (in particular the need to obtain 'initial conditions' data) were treated as new entrants. The sample for each Wave thus consists of all *OSMs* plus their natural descendants plus any other adult members of their households, known as Temporary Sample Members (*TSMs*).

Once household membership is determined, interviews are sought with all resident household members aged 16 or over on 1 December of the sample year, thus including *OSMs* previously coded as children. Proxy interviews with another household member, or telephone interviews, are carried out for eligible members who are either too ill or too busy to be interviewed.

Where *OSMs* are not found at the expected address, interviewers attempt to trace them using a variety of methods. These are described in the Section on Sampling and Survey Methods. Interviewees who do not qualify as *OSMs* are only re-interviewed in subsequent years if they are still co-resident in households with *OSMs*. However, a subset of *TSMs* become permanent sample members and are followed even if they no longer reside with an *OSM*. The criterion for this status is that the *TSM* is the parent, with an *OSM*, of a new *OSM* birth.

## **II.2. Additional sub-samples**

Since the start of BHPS in 1991, a number of additional sub-samples have been added to the survey.

### **II.2.1 The ECHP sub-sample**

From Wave Seven the BHPS began providing data for the United Kingdom European Community Household Panel (ECHP). As part of this, it incorporated a sub-sample of the original UKECHP, including all households still responding in Northern Ireland, and a 'low-income' sample of the Great Britain panel. The low-income sample was selected on the basis of characteristics associated with low income in the ECHP. At Wave Seven ECHP households in which all adult members responded at the previous wave and which fell into the following categories were issued:

- Household reference person unemployed at interview or within the last year,
- Household reference person in receipt of lone parent benefit,
- Household reference person in receipt of means tested benefit,
- Household in rented accommodation.

Respondent households who agreed to have their data passed to the University of Essex were incorporated in the BHPS.

From the point of view of the BHPS this constitutes a new sample whose first wave is wave seven. However, their sample membership status depends in part on their membership status within the ECHP. Thus, members of the original 1994 ECHP sample are defined for our purposes as OSMs, while joiners to ECHP households after the first wave of ECHP, including joiners at Wave Seven and Wave Eight of BHPS are defined as TSMs or PSMs according to standard BHPS rules. There are also a small number of ECHP original sample members who rejoin selected households after Wave Seven. These are also classified as OSMs.

The ECHP came to an end in 2001, equivalent to Wave 11 of BHPS. No alternative funding for the ECHP sub-sample was available, and it has therefore not been continued beyond Wave 11.

Further information on identifying the ECHP sub-sample is included in sections III.3.2 and III.18. Weights for incorporating this sample are discussed in section V.2.4.

### **II.2.2 Scotland and Wales Extension Samples**

A major development at Wave 9 was the recruitment of two additional samples to the BHPS in Scotland and Wales. There were two main aims of the extensions. First, to increase the relatively small Scottish and Welsh sample sizes (around 400-500 households in each country in the initial BHPS sample) in order to permit independent analysis of the two countries. Second, to facilitate analysis of the two countries compared to England in order to assess the impacts of the substantial public policy changes which may be expected to follow from devolution. The first wave of the extension samples were fully funded by the ESRC. A consultation period in the early part of 1999 established the requirements of the Scottish and Welsh user-communities. Provision of comparable data between the different parts of Great Britain required identical questionnaires and fieldwork arrangements for the additional samples to those used for the main BHPS sample. The target sample size in each country was 1500 households. The Scottish sample includes the population living north and west of the Caledonian Canal. Aspects of fieldwork for the extension samples are discussed section IV.17.

All members of households recruited at the first wave of the extension samples will be treated as OSMs, and standard BHPS following rules will apply. Members of these samples who move to England will be followed. At the second wave of the surveys for these samples non-contact and some refusal households will be approached again, for recruitment to the sample. Such second wave recruits will also be treated as OSMs.

Further information on identifying the Scottish and Welsh sub-samples is included in sections III.3.2 and III.19. Weights for incorporating this sample are discussed in section V.2.5.

### **II.2.3. Northern Ireland Household Panel Survey**

At wave 11 a substantial new sample in Northern Ireland, the Northern Ireland Household Panel Survey (NIHPS) was added. This sample is jointly funded by the ESRC and government departments

in Northern Ireland. Since the start of the BHPS it has been recognised that a sample was needed in Northern Ireland so that the coverage of the panel was UK wide rather than Great Britain only. Until now, funding has not been available to run a panel that was large enough to enable comparative analysis between Northern Ireland and the rest of the UK. More recently, having longitudinal data that is comparable with Great Britain has become something of a priority for the Northern Ireland policy makers as well as for the wider academic community. There are three years of funding in the first instance.

Provision of data for Northern Ireland which was comparable with data from other parts of the United Kingdom required largely identical questionnaires and fieldwork arrangements for the NIHPS to those used for the other BHPS samples. The target sample size in was 2000 households. Aspects of fieldwork for the extension samples are discussed in section IV.17.

Support for users of the NIHPS in Northern Ireland is provided by ARK, the Northern Ireland Social and Political Archive, a collaboration between Queen's University Belfast and University of Ulster. See <http://www.ark.ac.uk/nihps/>

All members of households recruited at the first wave of the NIHPS will be treated as OSMs, and standard BHPS following rules will apply. Members of these samples who move to other parts of the UK will remain in sample, and we attempt to interview them.

Further information on identifying the NIHPS members is included in sections III.3.2 and III.19. Weights for incorporating this sample are discussed in section V.2.5.

### II.3. Survey Instruments

The questionnaire package consists of:

- a. A **household coversheet**, which contains an interviewer call record, observations on the type of accommodation and the final household outcomes. At Wave One, it contained a Kish selection grid for the selection of households at multi-household addresses. Cover sheets are produced containing the last known address of sample members. Moves discovered by interviewers during fieldwork are dealt with by interviewers, either by discovering a forwarding address or by creating a **movers form** for return to the Research Centre. Techniques for following movers are described in *Section IV on Sampling and Survey Methods*.
- b. A **household composition form** which is administered, in most cases, at the interviewer's first contact with an adult member of the household. The interviewer gathers a complete listing of all household members together with some brief summary data of their sex, date of birth, marital and employment status and their relationship to the household reference person (HRP) - defined as the person legally or financially responsible for the accommodation, or the elder of two people equally responsible. Additional checks are required on presence in the household of natural parents or spouse or partners, in order to unambiguously establish all relationships (for instance, secondary or 'hidden' couples).
- c. A short **household questionnaire** administered with the household reference person and taking on average 10 minutes to complete. This contains questions about the accommodation and tenure and some household level measures of consumption.
- d. The **individual schedule** takes approximately 40 minutes to complete and is administered with every adult member of the household (aged 16 or over). The individual questionnaire covers the following topics:
  - neighbourhood
  - individual demographics
  - residential mobility
  - health and caring
  - current employment and earnings
  - employment changes over the past year
  - lifetime childbirth, marital and relationship history (Wave Two only)

employment status history (Wave Two only)  
values and opinions  
household finances and organization

- e. A **self-completion questionnaire**, which takes about five minutes to complete. Questions included are subjective or attitudinal questions particularly vulnerable to the influence of other people's presence during completion, or potentially sensitive questions requiring additional privacy. The self-completion questionnaire contains a reduced version of the General Health Questionnaire (GHQ) which was originally developed as a screening instrument for psychiatric illness, but is often used as an indicator of subjective well-being. It also contains attitudinal items and questions on social support.
- f. A **proxy schedule** is used to collect information about household members absent throughout the field period or too old or infirm to complete the interview themselves. It is administered to another member of the household, with preference shown for the spouse or adult child. The questionnaire is a much shortened version of the individual questionnaire, collecting some demographic, health, and employment details, as well as a summary income measure.
- g. A **telephone questionnaire**, developed from the proxy schedule, for use by an experienced interviewer employed by the Centre. This is used when all other efforts to achieve a face-to-face interview have failed.

The questionnaires went through a series of major revisions from the initial pre-testing through the two pilots to produce the final versions used in Waves One and Two. A full set of questionnaires, together with the full text of the show cards employed, is included in the wave-specific *Volume B*.

In Wave Nine the conversion to Computer Assisted Personal Interviewing (CAPI) began. Details of the conversion are discussed in section IV.16. The structure of instruments outlined above remains the same. At Wave Nine only the household questionnaire and the individual questionnaire were converted to CAPI.

## II.4. Longitudinal Aspects of the Survey

Many of the questions asked in Wave One have been repeated in subsequent waves. Some are repeated in all waves; these are the "Core" questions. Some variables appear in alternating waves or on a cyclical basis; these are known as the "Rotating Core" questions. Some groups of questions will be asked only once in the life of the panel study; these are known as the "Variable Components". The subjects of these questions are outlined in *Table 1*.

As a further guide to users who wish to plan their present analyses of **BHPS** on the basis of potential longitudinal analysis, there is an indication of wave occurrence of each variable in each table in the wave-specific *Volume B*: this information is provided in schematic form in the *Cross-Wave Continuity Index* together with page references, at the end of this *Volume*.

There are some slight modifications in question wording and, in a few cases, in the level of specificity in the response categories between waves. These alterations are fully documented in the entries for each individual variable; between-wave modifications of data previously released are indicated in *Appendix 4: Help for Old Friends* in this volume. It is intended that the majority of derived variables will be repeated in all waves. Exact comparability between the waves will obviously always be dependant on the exact comparability of the data from which they are derived. More information on plans for repeated questions will be available through the **BHPS User Group**, which is described in *Section VI* in this volume of the *Manual*.

## II.5. Links to Other Surveys

The BHPS is intended to be a reference dataset. Links to other major surveys are therefore of great importance. For this reason, many of the questions in the **BHPS** are replications of those which have previously occurred in other studies, or are similar questions with variant wording. The Centre has therefore begun, as a first step in assisting users in making links between the **BHPS** and these studies,

to compile a listing of surveys in which questions which are related or identical to **BHPS** questions were asked. Substantive questions only are included, and not derived variables or standard demographic background variables. There are often minor differences, either in the body of the question itself, or in the response categories. This linking is intended as a first and rough guide only, as the documentation of these links is not yet complete.

For information on this listing, please contact the Scientific Documentation Officer at the Centre. In most cases, copies of the relevant questionnaires can be ordered from the Data Archive at the University of Essex. It is intended that this cross-referencing information will be extended and published in a separate document in the future. **We ask therefore that all users inform the Institute for Social and Economic Research of any links of this type to other surveys of which they are, or become, aware.**

The major studies to which **BHPS** questions are currently linked are the following:

- British General Election Study
- British Social Attitudes Surveys
- Cohort Study of the Unemployed
- European Values Survey
- General Health Questionnaire
- General Household Surveys
- Family Economics Survey
- Family Expenditure Surveys
- The Health and Lifestyle Survey
- International Project on Class Structure and Class
- International Social Survey Project
- International Social Justice Project
- Life Events in Everyday Experiences (US)
- Labour Force Surveys
- National Child Development Study
- Panel Study of Income Dynamics (US)
- Social Change and Economic Life Initiative
- Surveys of Income and Program Participation (US)
- Survey of Life-style and Usage of Social Services (Ireland)
- Socio-Economic Panel Study (Germany)
- Study of Attitudes to Public and Private Welfare
- Working Class in the Labour Market
- Women and Employment

In addition, the Centre is involved in a number of cross-national comparative projects with researchers from a number of other national and regional household panel studies from Germany, the United States, France, Ireland, Spain, Belgium, Sweden, Luxembourg, Hungary, Poland, the Czech Republic, Italy and so on. Among these are the Panel Comparability (PACO) project, designed to create a set of comparable variables across a number of domains and countries to enable cross-national research and a research programme based on the European Community Household Panel Study. For more information on these and other comparative projects, contact the Centre.

**Table 1**

### **Overview of Topics Covered in BHPS**

Themes which are covered at every wave are known as **Core Components**; these are the heart of the survey and allow us to study the net change in which we are interested. This category includes topics which are asked, after the First Wave, simply to verify the status of the household and individual members, or are only asked of new entrants.

Topics covered periodically (i.e. every two or three years) are known as **Rotating Core Components**. These topics are addressed only in situations in which we don't expect large changes over time and there is therefore no need to ask questions on them every year. This also allows us to balance competing demands for limited space within the questionnaire.

Last, but very important, are the **Non-Core** or **Variable Components**. These are 'one-offs', usually asked only once. These include many questions that need to be asked only once such as the *initial conditions*. If we asked the same respondents every year 'What age did you leave school?' and "Where were you born?", for example, they would soon tire of it. The **BHPS** has taken the opportunity (over the first three waves) to get a very good picture of our respondents' lives asking for life-time retrospective work-histories, and marital and fertility histories, using the space set aside for the **Variable Component** to investigate these illuminating and vital areas of the lives of those who make up a representative sample of the households of Britain.

Below is a representation of the pattern that is emerging in the underlying structure of the BHPS dataset; this must not, of course, be taken as a fixed structure for the **BHPS**. We reserve the right to drop questions that may appear to be **core** and, in the event, prove to yield little data of interest. We may well consolidate, into the core, questions that have recently appeared in the questionnaire, or even include other new ones. The **BHPS** must also, of course, reserve the right to vary the period of rotation of those components which at present appear to be regularly included. The variable component has attracted the covetous eyes of many a researcher and is the source of much high level debate here in the Research Centre where we have not only competing research agendas but also external pressures with which to contend.

The Questionnaire is divided into 5 sections :

The **Cover sheet**, the **Household Questionnaire**, the **Individual Questionnaire** which is the main part of the interview and finally respondents are asked to complete a short **Self Completion Questionnaire**. For various reasons, some people have a **Proxy Questionnaire** (a reduced form of the Individual schedule) filled in for them by another member of the household. New from Wave Four, the **Young Persons Questionnaire** which 11 to 16 year olds have been asked to complete.

**Table 1 (cont'd): HOUSEHOLD QUESTIONNAIRE**

<b>CORE</b>	Size and Condition of Dwelling Ownership Status, Length of Tenure, Previous Ownership Interview Characteristics	Household Finances Rent and Mortgage, Loan and HP Details Local Authority Service Charges Allowances/ Rebates Difficulties with Rent/Mortgage Payments Household Composition Consumer Durables, Cars, Telephones, Food Heating/Fuel Types, Costs, Payment Methods Non-monetary poverty indicators Crime
-------------	--	--

**Table 1 (cont'd): INDIVIDUAL QUESTIONNAIRE**

<b>CORE</b>	<b>Neighbourhood and individual</b> Demographics Birthplace, Residence Satisfaction with Home/Neighbourhood Reasons for Moving Ethnicity Educational background and attainments Recent Education/Training Partisan support Changes in marital status Citizenship	<b>Current Employment</b> Employment status Not Working/Seeking Work Self Employed Sector Private/Public SIC/SOC/ISCO Nature of Business/Duties Workplace/Size of Firm Travelling time/ Means of travel Length of Tenure Hours worked/Overtime Union membership Prospects/Training/Ambitions Superannuation/Pension schemes Attitudes to work/Incentives Wages/Salary/ Deductions Childcare provisions Job search activity Career opportunities Bonuses Performance related pay	<b>Finances</b> Incomes from Benefits/Allowances/ Pensions Rents/Savings/Interest/ Dividends Pension Plans Savings and Investments Material well-being Consumer Confidence Internal Transfers External Transfers Personal Spending Roles of Partners/Spouses Domestic work Childcare Bills/Everyday spending Car Ownership/Use Value of Car Interview Characteristics Windfalls
-------------	--	--	---

**Table 1 (cont'd): INDIVIDUAL QUESTIONNAIRE**

<b>CORE</b>	<b>Health and Caring</b> Personal health condition Employment constraints Visits to doctor Hospital/Clinic use Use of Health and Welfare services Social Services	Specialists Checkups, Tests and Screening Smoking Caring for Relatives, Others in hhold/Outside hhold Time spent caring for others Private medical insurance Activities in daily living	<b>Employment History</b> Past year Labour Force Status Spells Size/Sector/Nature of Business/ Duties Wages/Salary/ Deductions Reasons for leaving/taking jobs	<b>Values and Opinions</b> Partisanship/Interest in Politics Religious involvement Parental Questionnaire
<b>ROTATING CORE</b>	<b>Health and Caring</b> Attitude towards costs/payments for health care	<b>Values and Opinions</b> Distribution of Wealth Social Justice Government's Roles and Responsibilities Environment Management of Household expenditures Newspaper readership	Religion Trade Unions Social Class Membership social/interest activities Leisure activities National Identity UK governance and devolution	
<b>VARIABLE COMPONENTS</b>	<b>Lifetime Marital Status History (Wave 2)</b> Number of marriages Marriage dates Divorce/widowhood/separation dates Cohabitation before marriage  <b>Lifetime Employment History (Wave 3)</b> Start and finish dates Labour force status Sector/nature of business duties  <b>Health and Caring</b> Childrens health Other health scales: SF36 (Waves 9 and 14)  <b>Computers and Computing (Waves 6, 7, 12 and 17)</b> Ownership and usage	<b>Lifetime Fertility and Adoption History (Wave 2) and Wave 8 catchup</b> Birth dates, leaving or mortality dates Adoption dates  <b>Lifetime Cohabitation History (Wave 2) and Wave 8 catchup</b> Start and finish dates Number of partners  <b>Neighbourhood Characteristics (Waves 8, 13 and 18)</b> Community and Neighbourhood Quality of local services  <b>Employment (Wave 9)</b> National minimum wage Work strain (Waves 9 and 14) Work orientation  <b>Lifetime Employment Status History (Wave 2)</b> Start and finish dates Employment status	<b>Values and Opinions</b> Aspirations for children Important Events Quality of life  <b>Wealth and Debt (Waves 5, 10 and 15)</b> Investments and Savings Commitments  <b>Crime (Waves 7, 12 and 17)</b> Criminal activity in local area Perceptions of crime  <b>Ageing and Retirement (Waves 11 and 16)</b> Retirement decisions Quality of life Family Networks  <b>Children and Parenting (Waves 12 and 17)</b> School choice and educational aspirations Parenting styles	



**Table 1 (cont'd)**

<b>COVER SHEET</b>	<b>SELF-COMPLETION QUESTIONNAIRE</b>		<b>YOUNG PERSONS QUESTIONNAIRE</b> (corresponding questions also asked of parents (Wave 4))
<p><b>Core</b>                      Socio-demographic characteristics of individual household members                      Relationship between household members                      Marital Status                      Household Changes during past year                      Geographic Location                      Interview Outcomes</p>	<p><b>Core</b></p>	<p>Subjective Well-being                      Stress/Worry/Strain                      Capability/Strength/Confidence                      Happiness/Unhappiness</p>	<p>Use of Spare time                      TV watching                      Going Out                      Relationships with family and friends                      Attitudes to issues facing young people                      Smoking, Drugs and Alcohol, Crime                      Attitudes to Health and Family Life                      Diet                      Sport                      Subjective well-being                      Self Image                      Reading and Comprehension                      Pastimes                      Pocket money, earnings                      Social and Political Awareness                      Employment aspirations and life after school</p>
	<p><b>Rotating Core</b></p>	<p>Attitudes                      To Family                      To Mens/Womens Roles                      Morality                      Religion                      Social Support Networks                      Life Satisfaction</p>	

## II.6. File linkages: matching, aggregating and distributing data

The BHPS is "complex" -- in the special sense that it consists of a number of different data structures or "files", with differing focuses (some referring to the particular households studied at particular waves, some referring to individuals, some referring to particular incidents or events that the surveyed individuals have experienced) and often repeated files, with the same structures but applying to different points in historical time (that is, files describing respondents' circumstances in successive years). This does not mean that the BHPS is particularly difficult to use; on the contrary, the same core of data management skills used in the analysis of simple "symmetrical" cross-sectional datasets is also used in panel analysis. It does, however, imply that analysts must apply some additional concepts to those involved in the analysis of more straightforward survey datasets.

The real value from this sort of dataset comes from the analyst's ability to link the various files together, so as to connect information in a number of straightforward ways; attaching household-level information to the individual respondents, for example, or connecting individual respondents' information over time. The crucial concept is that of a "key variable" which serves to identify particular records within files as belonging to particular households or individuals. It is these key variables that tell us which parts of which files can validly be joined together.

There are, in principle, just three different sorts of linking or joining operations that can be made between data files. Evidence organised at a particular level may be **matched** with other evidence organised at a similar level; for example information about someone in 1992 could be matched with information about the same person in 1993. Evidence organised at a particular level may be **aggregated** to a higher level of organisation; for example, a file organised to provide information about every separate employment spell experienced by each respondent during the last year, might be reorganised to provide information at the level of the respondent, perhaps about the number of changes of employment status during the year. And evidence from records organised at a higher level, may be **distributed** across records in files organised at a lower level -- as where household-level information (for example, concerning type of housing) is attached to all of the individual-level records of the members of each household. All the data operations necessary to draw the full scientific value from the BHPS can be defined in terms of these three operations.

There are many different sorts of computer software that will carry out these three sorts of linking (or "database") operations. In addition to special-purpose "database management software", this set of operations can also be carried out in some integrated statistical packages. **BHPS** data files are maintained both in one of the standard database structures (SIR), and as system files for a standard statistical package (SPSS), or as data sets in the statistical package SAS. *Appendix 1* includes examples of programs which carry out these sorts of operations for various purposes (both in SIR and in SPSS code).

The following chapters provide more detail on the use of these linkage techniques in the analysis of the **BHPS**, followed by basic information on the methodologies employed in the collection of the **BHPS** data, and the information essential for its analysis.





## III. The BHPS Data

### III.1. Using Complex Data

The **BHPS** is a household survey in which all adult members of each household are available to be interviewed. It is also a panel study, so data may be expected from each individual each year. It is also quite likely that individuals may move out of one household, and join with new people. Data are therefore collected at different levels (individual and household), and over time these levels will not fall into neat hierarchies. All these factors mean that the data from the **BHPS** will have a relatively complex structure.

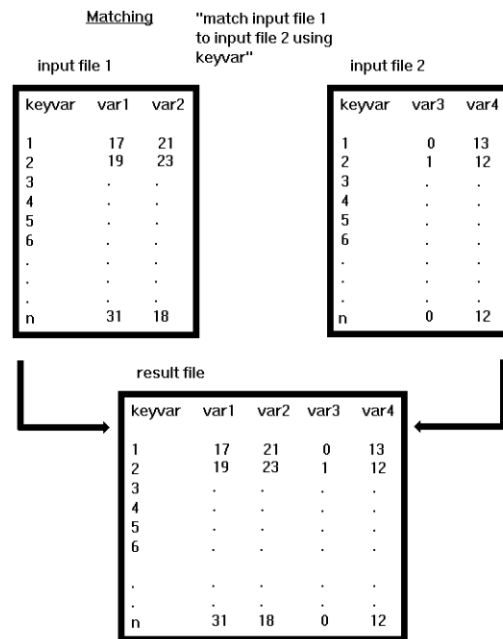
Moreover, individual researchers may want to restructure the data into different types of unit of analysis. Even with one wave of data, it is possible to identify at least the following: households, enumerated household members, respondents, job spells, receipts from a particular income source, pairs of individuals linked by various relationships. With multiple waves of data, the possible range of units of analysis becomes very much wider, and the potential complexities of organising the data into these units becomes correspondingly greater. The data must be structured in a way which facilitates this variety of types of analysis, while recognizing that the same data may be used in different ways. For example, some users may want to use the data from the finance grids in order to identify the months in which a particular income source, e.g. unemployment benefit, was received, while others may be concerned with total income from all sources in a particular month or year.

#### A note on linking data files.


The Centre uses SIR in its extensive preparatory work on the survey materials prior to their release to users. The data is distributed (via the Data Archive) as a SIR database, or alternatively as a set of SPSS system files or a set of SAS datasets or a set of STATA data files with a one-to-one correspondence of SIR Record Types to SPSS, SAS or STATA files. In the rest of the documentation therefore, "Record Type" and "File" will be used interchangeably. (As *Appendix 1* discusses, the SIR database has a 'caseless' structure. Enquiries about the **BHPS** itself, and about the availability of other formats for release of BHPS data, should be addressed to the Data Archive)

Irrespective of the particular software used for data storage and management, however, the principles of the three basic database operations are perfectly straightforward. *Figure 2* illustrates the first and simplest of these procedures: "**matching**" parallel files. Suppose that we have different pieces of information on the same group of individuals, contained in two different data files, variables "VAR1" and "VAR2" on one file, "VAR3" and "VAR4" on another. We wish to carry out some analysis that explores the relationship between VAR1 and VAR2 on one hand, and VAR3 and VAR4 on the other (it might be the case that the two files relate to similar questions in two successive waves of the panel, and we wish to estimate the change over the period.) The individuals are identified by the variable "KEYVAR". In *Figure 2*, the boxes represent data files, and each line within the boxes represent a particular record, each of which refers to a single individual. We simply give an instruction (in the case of SPSS, a single line of code) that says "match the records of the first file to the records of the second using keyvar as the matching variable". The result is a file in which individuals maintain their identification variables, and the content of the original input files are merged.

There can be more than one key variable used in the matching procedure. Often (to choose the most frequently occurring case of multiple keys in the **BHPS**) the records are uniquely identified by a



**Figure 2 Matching Data Files**



**Figure 3 Aggregating Data Files**

combination of a household number with a within-household person-number. The matching principle still holds: we simply specify a hierarchical match, first by the household, then by the person identifier.

Figure 3 illustrates the second class of operation: "aggregating" information from one level to a higher or more inclusive level. For example some characteristics of a household can only be calculated from the characteristics of some or all of its current members ( e.g. its size, its total income or its age range). The essence of aggregation is computing a set of new records or cases at the "higher" level with unique key variables replacing the multiple repeated keys which indicate the "lower" level groups which are to



There is, therefore, one Record (wHHSAMP<sup>1</sup>) which corresponds to the household level cover sheet for all issued households. Another, (wINDSAMP) corresponds to the individual level information on the cover sheet. For responding households, there will be a household level Record corresponding to the household questionnaire (wHHRESP), and an individual level Record for all members of the household, corresponding to the household grid (wINDALL). Responding individuals (whether to the full interview, by proxy, or from Wave Three onwards by telephone) will have a Record containing the most of the data collected in that interview (wINDRESP). Two distinct sets of information from the full individual questionnaire, which are structured as sets of information repeated an indefinite number of times, are included as separate Record Types: employment status spells over the previous year (wJOBHIST), and income receipt Records (wINCOME). Generally, data from wave-specific questions (the variable component) will be carried on the main Records as described above, but where, as in Wave Two and Wave Three, these data have a natural repeating Record structure, it is carried on separate Record Types - these are described in *Sections III.10, III.11 and III.12* below. In addition to the above, there is one derived Record (wEGOALT) containing cells from a household relationship matrix.

*Table 2* outlines the longitudinal Record structure as described above. In principle, the same eight cross-sectional Records available at Wave Two (i.e. excluding Records which relate to the Wave Two variable component) are replicated for each future wave. More detail, including the units of analysis and content is given in *Table 3* for this standard set of single wave Record Types and in *Table 8* for wave-specific Record Types introduced in Wave Two and after. The relationship among the basic Record Types is illustrated in *Figure 5*. The content of these records is discussed in more detail in the sections at the end of this chapter containing wave-specific information. *Table 9*, later in this chapter, shows the number of Records of each type at each wave. The cross-wave Record Types, XWAVEID and XWLSTEN, are discussed in more detail in *Section III.3 - Matching Individuals Across Waves*.

There are four types of variable on each Record (or its equivalent SPSS file):

- *Key variables* variables which uniquely identify each Record, and can be used for matching and linking purposes.<sup>2</sup>
- *Base variables* variables which relate directly back to some question in the **BHPS** questionnaire.
- *Copied variables* variables originating on another Record, and copied to reduce the need for linkage.
- *Derived variables* variables computed from base variables<sup>3</sup>.

The different variable types are generally held in the order listed above on each Record.

---

1. Throughout this document, the lower case "w" corresponds to some wave specific single letter prefix, e.g. "A" for Wave 1.

2. The primary key variable for all cross-sectional Record Types in the database will always be wHID ("Household database Identifier"), where w is some wave-specific prefix, "A", "B", "C", etc ... (see *Section xx on Naming Conventions*). wHID values are assigned after receipt of the questionnaires. AHID values in Wave One match one-to-one with the values of wFID ("Fieldwork household Identifier"), comprised in Wave One of the concatenation of the wave identifier ("1"), the area code (PSU identifier), the address number, the household number, and a modula 11-based checksum calculated over these four components. The structure of the Fieldwork Identifier after Wave One consists of a wave identifier, the issued household number, a one-digit split-off household indicator and a checksum digit.

3. SIR users may examine the set of procedures used to generate the derived variables contained in the Procedure Families M1DV, M2DV, MIDV and MXDV. There is, in general, one Procedure for each variable, named M1DV.varname (M2DV.varname, MXDV.varname, and so on, where varname is the name of the derived variable. A printout of the SIR code can be made available to users on request.



**Table 2 BHPS User Database: Longitudinal Structure**

Wave	Cross sectional records available each wave	Cross sectional records only at specific waves	Linkage and panel profile records: cross wave
1	AHHSAMP AHHRESP AINDALL AINDRESP AINCOME AJOBHIST AEGOALT	None in Wave One	Two records:  XWAVEID  1) Response status and identifiers for all known sample members at each wave  XWLSTEN  2) Last known positive response status for all known sample members.
2	BHHSAMP BINDSAMP BHHRESP BINDALL BINDRESP BINCOME BJOBHIST BEGOALT	BMARRIAG BCOHABIT BCHILDAD BCHILDNT BLIFEMST	
3	CHHSAMP CINDSAMP CHHRESP CINDALL CINDRESP CINCOME CJOBHIST CEGOALT	CLIFEJOB	

**Table 3**

<b>BHPS USER DATABASE STRUCTURE: STANDARD SINGLE WAVE RECORDS</b>			
<b>RECORD NAME</b>	<b>UNIT OF ANALYSIS</b>	<b>KEY VARIABLES</b>	<b>CONTENT</b>
wHHSAMP	All sampled addresses	wHID	Sampling information, response status, non-respondent household characteristics
wINDSAMP	All potential sample members issued to field or enumerated	wHID wPNO	Response and sample status, information on movers into and out of households. (This record is not included at Wave One.)
wINDALL	All enumerated persons at respondent households	wHID wPNO	Demographic enumeration grid information.
wHHRESP	Respondent households	wHID	All information from the household questionnaire (mainly housing and consumption variables). Household level derived variables.
wINDRESP	All individual respondents to full or proxy interview.	sHID wPNO	All information from the individual questionnaires (including the self-completion), except that contained in AJOBHIST and AINCOME: Demographic, education, health, labour market, values and opinions, finance and internal household organisation information. Individual level derived variables, including those related to income and the employment history.
wJOBHIST	Employment history spells for individual respondents who started their current spell since 1 September of the previous year.	wHID wPNO wJSNOP	Spell employment status, dates of start and finish, and job characteristics if spell was a job.
wINCOME	Income receipt from a single payment type, for individual respondents who claimed receipt of that payment type.	wHID wPNO wFICODE wFISEQ	Details of amount of payment, and months in which received.
wEGOALT	Each pair of enumerated individuals within each household	wHID wPNO wOPNO	Kin and other relationships between pairs of individuals.



**Table 4**

<b>BHPS USER DATABASE STRUCTURE : CROSS-WAVE RECORD TYPES</b>			
<b>RECORD NAME</b>	<b>UNIT OF ANALYSIS</b>	<b>KEY VARIABLES</b>	<b>CONTENT</b>
XWAVEID	Each individual who has ever been a member of a respondent household.	PID	Information for matching individuals between waves. The household identifier and person number within household and individual and household response status of each individual at each wave.
XWLSTEN	Each individual who has ever been a member of a respondent household.	PID	Latest known sample status of individuals and information to locate most recent contact with each sample member, and if applicable reasons why there has been no contact since that wave.
XWAVEDAT	Each individual who has ever been a member of a respondent household.	PID	Substantive data about individuals which is generally fixed and measured only once in the life of the panel, e.g. ethnicity, school leaving age.

### III.3. Matching Individuals Across Waves

A number of features facilitate the matching of data about individuals between the separate waves, but a number of factors also need to be borne in mind. Matching individuals is likely to make use of the two cross-wave records, XWAVEID and XWLSTEN, and they are described at the end of this section.

#### III.3.1. Identifiers: Key Variables in the BHPS

In the **BHPS**, there are two sorts of primary key variables: first, **wave specific** key variables which uniquely identify:

- 1) the household which is surveyed at the particular wave; wHID (throughout the survey, we use the convention that the first letter in the variable name refers to the wave of data collection, while the subsequent letters of each variable name remain unchanged in so far as they describe the same item of information through successive waves). So AHID, BHID and CHID are respectively the household identity key variables for the 1991, 1992/3 and 1993/4 waves.
- 2) the individual's number within the household at a given wave, wPNO; so APNO, BPNO and CPNO are the individual within-household numbers for successive waves. The "reference person" in the household, usually the oldest person within it, normally has wPNO =1, and her/his spouse often has wPNO=2. Information about relationships between people within households (e.g. parental, filial, spousal) is given in terms of these wPNO variables.

These wave-specific identifiers are used to link together information from different levels within one wave. **They cannot be used to connect information across waves.** The reason for this is quite simple as goes to the heart of the BHPS methodology. A household consists of a group of people living together within one postal address; this group either may or may not persist over time. About one in six British households change their composition each year. So each year we issue a new number for each household which has no connection with the previous year's household number. Furthermore, since people may enter or leave the household during the course of the year between successive interviews, we also issue new within-household person numbers each year.

To make the connection between information for the same person in successive waves, we use:

- 3) the cross-wave personal identity number PID.

These wHID, wPNO and PID variables are included in most of the files that could have valid "primary" matches (that is, matches of a record of an individual to his/her own household within a wave, or to records of events that are associated with that respondent, or records for the same individual in successive waves). In other cases it is necessary to match wHID and wPNO to those in a special cross-wave identity file (XWAVEID, which contains a PID for each individual present in any household containing a BHPS member at any wave, together with that individual's wHID and wPNO for each year that these are available). However, in addition to these primary matches, there are sometimes cases in which it is necessary to make matches using other variables as "secondary" keys. For example: to check that an individual is still married to the *same* spouse in successive years, it is necessary to use the spouse's PID keys for each year. But the spouse's identity for each year is stored as a person number within the household. To solve this problem, we must again use the XWAVEID file as a source for a "secondary" match (using the respondent's spouse's identity variable wHGSPN as a key to match with the relevant wPNO in the XWAVEID file, from which the spouse's PID could be identified from successive years).

#### III.3.2. Sample Membership Status

Because the BHPS is a household panel study which tracks household formation and dissolution, individuals may join and leave the sample. The **BHPS** has a number of following rules determining who is eligible to be interviewed at each wave. There are three categories:

Original Sample Members	These consist of members of Wave One households, and their natural children born after the start of the study. This group is always eligible to be interviewed.
-------------------------	---

Temporary Sample Members	These consist of individuals who form households with OSMs after the start of the study. TSMs are eligible to be interviewed for as long as they are resident with an OSM, but cease to be eligible if they leave.
Permanent Sample Members	TSMs may become Permanent Sample Members if they are deemed to have a sufficiently strong continuing bond to an OSM to justify following them even if they cease to live with that person. At present, the Centre defines this criteria as being that the TSM is the natural parent of an OSM child born since the start of the study.

Thus, from Wave Three onwards, some individuals in the issued sample will not be eligible for interview because they are no longer living with an OSM. In addition a number of OSMs have died. These cases may be identified from the individual level response status. All new entrants at Wave Two will have a PID greater than 20000000; correspondingly, new entrants at Wave Three have a PID greater than 30000000, and so on. However, the different sample statuses of these new entrants may be identified from the variables MSTAT, YOSM and YPSM on Record XWLSTEN, as well as wSAMPST on Records WINDSAMP and WINDALL.

Original sample members are issued for re-interview at each wave, regardless of their previous wave response status, unless the household in which they are expected to be found is deemed to have refused beyond possibility of subsequent reconversion. In practice, this judgement is based on both the number of refusals and the form of the refusal. The reissue of all but the most adamant refusals means that some individuals will have an intermittent pattern of response. These patterns can be identified from the Record XWAVEID.

There are five special cases which may cause difficulties:

- a) there were a small number of households at Wave One where interviews were carried out, but no usable data reached the Centre. Members of these households have Wave One PIDs, but there will be no Wave One individual level data. These cases may be identified from their household interview outcome of 19 at Wave One (AIVFHO), on Record XWAVEID. Their individual interview outcome (AIVFIO) is set to 8.
- b) At Wave Two, households which were not contacted at Wave One were reissued. Those where interviews were achieved are included in the database. Members are classified as OSMs, but have Wave Two PIDs. They may be identified from the variable YOSM on XWLSTEN, and from the household interview outcome at Wave One on XWAVEID. In addition, these households have a value of -3 in the variable BHHMOVE on BHHSAMP.
- c) A small number of individuals were enumerated at Wave Two, and reported as having been present at the time of the Wave One enumeration, but were not recorded there. These are classified as OSMs, have a Wave Two PID, and may be identified from the variable YOSM.
- d) There are a small number of individuals at each wave who had left a previous wave household, mostly to educational institutions, who were proxied at the previous wave households. These are treated as separate households with a household interview outcome of 15.
- e) From Wave Three onwards, a small number of individuals who were out of scope or ineligible or not issued because of adamant refusal at a previous wave return to an in-scope household.

From Wave Seven the BHPS began providing data for the United Kingdom European Community Household Panel (ECHP). As part of this, it incorporated a sub-sample of the original UKECHP, including all households still responding in Northern Ireland, and a low-income sample of the Great Britain panel. For the purposes of BHPS data and following rules, UKECHP original sample members are treated as BHPS OSMs, while UKECHP new entrants are treated as BHPS TSMs.

From Wave Nine the BHPS includes substantial new samples in Scotland and Wales. For the purposes of BHPS data and following rules, members of respondents households in these new samples are treated as BHPS OSMs.

Members of these various new sub-samples can be identified from the variable MEMORIG on XWAVEID, and wMEMORIG on WINDSAMP, WINDALL, and WINDRESP. Their status is also defined by the variables, MSTAT, YOSM and YPSM on XWLSTEN, and by wSAMPST on WINDSAMP,

WINDALL, and WINDRESP. A number of previous members of the selected ECHP households rejoin after Wave Seven. These are also defined as OSMs. Members of the new sub-samples clearly have no BHPS root wave one household.

### III.3.3. Cross-Wave Records

The latest version of these cross-wave records should always be used in analysis.

#### Record Type XWAVEID

Record Type XWAVEID contains information for matching individuals between waves. It contains one record for each individual who has ever been a member of a respondent household. It is keyed on PID, the Cross-wave person identifier, and contains the household identifier and person number within household, as well as the response status, for that individual at each wave. Members of the ECHP sample can be identified from the variable MEMORIG. See *Table 4*.

For each wave, the indexed household reference is to the last (expected) household of enumeration at last wave. See the document relating to BINDSAMP below for a discussion of multiple enumerations. This Record Type provides the simplest method of matching data pertaining to an individual at more than one wave.

If the individual had not entered the sample by the time of a particular wave, they will have "not applicable" (-8) values for the wave-specific information; the same is the case if they had finally left the sample, e.g. through death or as an ineligible TSM, by the time of a wave.

#### Record Type XWLSTEN

XWLSTEN contains information on the latest known sample status of individuals. It contains one record for each individual who has ever been a member of a respondent household. It is keyed on the cross-wave person identifier, PID, and contains information on the most recent contact with each member of the sample, and, if applicable, reasons why there has been no contact since that wave. See *Table 4*.

It also indicates the wave of entry to the sample, the reasons why sample membership may have changed, and whether the sample member has ever been interviewed. Members of the ECHP sample can be identified from the variable MEMORIG.

#### Record Type XWAVEDAT

Record Type XWAVEDAT contains substantive data about individuals which is fixed and only measured once in the panel. This includes information asked at the initial wave of entry and information collected later for new entrants. Where a significant life event occurred after the respondent entered the panel, e.g. first birth, this is updated from the panel data. These data tend to be located in different files depending on the individual wave of entry. The aim of this record type is to provide users with a single place to find such information.

The record type contains information on the following main topics: race, place of birth, school leaving age, type of school attended, father's and mother's job characteristics when aged 14, year of first marriage and first cohabitation, year in which first child born, first job characteristics, birth weight for children in the panel.

There is one record for each individual who has ever been a member of a respondent household. It is keyed on PID, the Cross-wave person identifier.

Variables relating to questions never asked of a respondent are coded (-8). If they were missing when asked, they are coded (-9).

#### Record Type XIVDATA

Record Type XIVDATA contains basic information about interviewers who have worked on the BHPS over the 18 waves of the survey. These data are intended to contribute to research on interviewer effects. The data are somewhat limited in scope and there is missing data. The variables included are:

IVSEX Interviewer sex  
IVYEND Year finished with NOP  
IVNO Interviewer number  
IVYSTRT Year started with NOP  
IVID Interviewer id  
IVYOB Interviewer year of birth

Most of these are self evident but two important ones are IVID and IVNO. IVNO is IVID with the first two characters removed and then converted to a number, this is the real interview number. IVID is the variable needed to enable merging.

The file is a cross-wave file and can be merged with any wave. To use it the data must first be matched/merged with a WHHSAMP file which are the only files to contain wIVID 'Interviewer ID number' which now becomes a Key Linking Variable. IVID and wIVID are alphanumeric variables, but both SPSS and Stata allow one to merge data using an alphanumeric key variable, if the files are correctly sorted.

Once this step has been achieved the resultant file can be merged with any other file. The merged file can be sorted by Interviewer Number to see all the interviews done by each particular interviewer.

There are certain values of wIVID in the main dataset that are not matched in XIVDATA. These values include PHONEI, PHONE0, PHOENI, PHONE1 etc., these are phone interviews and there is no interviewer data available. Another frequently found code is 000000, which signifies no interview took place.

A certain amount of cleaning of the data in wIVID has taken place to enable these merges but we have not attempted to impute missing interviewer numbers, as might for example be done on the basis that most instances a single interview worked in each interviewer area, identified by wIVIA.



### III.4. Naming Conventions

**Record Types/Files** All Record Type names begin with a single character wave identifier; A = Wave 1, B = Wave 2, and so on. (Throughout this Manual, this wave-specific character has been replaced by a generic "w".) The rest of the name attempts to provide a meaningful mnemonic given the data content (e.g. HH = household, IND = individual, RESP = respondent). Two records (XWAVEID and XWLSTEN) contain cross-wave matching information.

**Variables** All variable names begin with a single character wave identifier, replaced by a generic "w". The rest of the name is mnemonic which attempts to give some information as to the content of the variable. In general, the second and third characters give some indication of the general subject area of the variable. The conventions used are described in *Table 5*.

**Table 5 Some Variable Naming Conventions**

ADLT	Adults	JU	Unemployed
BU	Benefit Unit	LOC	Location
CD	Consumer Durables	MG	Mortgage
CH	Child/ren	MOI	Month of interview
CK	Check-ups	MN	Month
COH	Cohabitation	ML	Marital/Marriage
CSSM	Cambridge Scale	MOV/E	Moves/Moving
	Classification (Male)	NC	Number of Calls (by Interviewer)
CSSF	Cambridge Scale	NEW	Bought in Last Year
	Classification (Female)	NO/N	Number
DC	Document Check	OP	Values and Opinions
DOI	Day of interview	ORG	Organisations
DOB	Date of Birth	OSM	Original Sample Member
ED	Education	OWN	Owned by Respondent
FAM	Family	PAY/PY	Wages, salaries
FED	Further Education	PY	Parental
FI	Financial	PEN	Pension/s
FID	Fieldwork Identifier	PID	Person Identification Number
FIO	Final Interview Outcome	PL	Place
FR	Final Receipts	PNO	Person number
FT	Financial Transfers	PSM	Permanent Sample Member
GHQ	General Health Questionnaire	QF	Qualifications
GOLD	Goldthorpe Social Scale	R/RSP	Respondent(s)
HG	Household Enumeration Grid	RENT	Rent
HGS	Hope-Goldthorpe Scale	RGSC	Registrar General's Social Classification
HH	Household		
HID	Household Identification Number	SEG	Socio-Economic Group
HL	Health	SIC	Standard Industrial Classification
HOH	Conventional Head of Household	SOC	Standard Occupational Classification
HS	Housing		
HU	Who	SP	Spouse/Partner
IMPS	Imputation Variable	STAT	Status
IPS	Inter-penetrating Sample	TSM	Temporary Sample Member
ISCO	International Standard Classification of Occupations	USE	Has the use of named item in household
IV	Interview/interviewer	WGHT	Weight
IVA	Interviewer Area	XP	Expenditure
JB	Job	XW	Cross-Wave
JH	Job History	YP	Young Person
JL	Last Job	YR	Year
JS	Self-employed		

### III.5. Missing Value Conventions

As far as possible, identical conventions have been used to represent the variety of situations where respondents did not provide data in response to questions, or where a variable could not be computed.

- 0 represents 'Not Mentioned' or 'None' (unless it has some other meaning in the coding frame). Thus, where respondents are asked which of a list of items apply to them (for example, educational qualifications), those not selected will be coded 0.
- 1 represents a respondent response of 'Don't Know'. In the questionnaire, these are defined as '8', '98', '998' etc. (questions without such codes may have this response as a result of interviewer write-in)
- 2 represents a respondent refusal. In the questionnaire, these are defined as '9', '99', '999' etc. (questions without such codes may have this response as a result of interviewer write-in)
- 3/ -4 are reserved for situations arising for particular questions where invalid data are given for other reasons, or data that do not fit into the frame of the main variable (e.g. self-employed person made a loss, last payment was a refund). The Value Label will indicate the particular situation.
- 7 is used on individual respondent records AINDRESP, BINDRESP etc; it indicates that the respondent was interviewed by proxy (or from Wave Three, by telephone) and therefore the relevant question was not asked, or the derived variable could not be computed. From Wave Three this code is also used on the wHHRESP record to indicate that the only household contact was a telephone interview, so that the household schedule was not completed.
- 8 represents data missing because not applicable to that respondent, or because of routing from some previous question.
- 9 represents data missing in error, with no other explanation, or derived variables which could not be computed.

None of these 'missing values' are pre-defined as such in the SIR database, or in derived SPSS files (i.e. by assigning MISSING VALUES to the variables). There are no valid non-missing negative values within the dataset. (Note, however, that "-3" and "-4" codes may under some circumstances be treatable as non-missing.) The complete set of numerical variables may, therefore, have missing value codes set by a single "missing value" statement in SPSS. (Note, however, that string variables' missing values are coded as "-9", "-8" and so on.)

### III.6. Other Variable Transformations

The following general procedures were adopted in creating the User Database, which will affect the apparent relationship between individual questions and variables:

- a) As noted above, 'Don't Know' and 'Refuse' values were re-coded to a consistent basis, with -1 representing 'Don't Know' and -2 representing 'Refused'
- b) Separate 'Don't Know' and 'Refuse' variables associated with amount variables were combined with this variable.
- c) Separate pre-coded and office-coded variables for period of receipt or payment of amounts were combined into a single variable, measuring weeks of receipt. By convention, a month was treated as containing 4.33 weeks.
- d) Where identical information was collected for different subsets of respondents at different points in the questionnaire, this is merged into a single variable. Particular attention is drawn to the treatment of proxy data in this respect. This is described below in the discussion of Record

wINDRESP.

- e) Record Type wINDRESP combines both full respondent and proxy data. The code -7 is used to indicate a value missing because the response was by proxy and the question was therefore not asked.
- f) Multiple response and equivalent lists of questions are generally re-coded so that a positive response is coded 1 and a 'Not mentioned' or an equivalent negative response is coded to 0.
- g) In a number of instances, minor questionnaire modifications led to inconsistencies in response categories between waves. Rather than leaving these, the Wave One data have been re-coded so that the categories are consistent with the Wave Two questionnaire and data, rather than the Wave One questionnaire. The following variables are affected: AMASTAT, AQFEDA -AQFEDJ, and ANQFEDA - ANQFEDJ, ACJSBLY, AF131 and AF133, AJBED1 - AJBED5, AEDNEW1 - AEDNEW4. Other such re-coding exercises in subsequent waves will be described in up-date sheets provided with later releases.
- h) From Wave Two onwards, an open ended question was placed as the final question on the individual questionnaire asking people to state in their own words what "has happened to you (or your family) which has stood out as important". Answers were recorded verbatim. Verbatim responses can not be made available for public release, because of confidentiality concerns. However, a numeric code was developed to capture the full range of events mentioned. Up to four events are coded for each response. For this question, coding was done at the Essex Centre, using specially trained coders.

### III.7. Missing and Potentially Erroneous Data

Survey processes generate errors. These can emerge at many stages and for many reasons: the respondents' understanding of the original question, whether they in fact know the answer, their preparedness to answer, the interviewer's understanding of the response, her/his accuracy in transcribing the response, the accuracy of any processing by editors and coders, and of data entry operations, and then the soundness of any subsequent checking and editing processes. We have sought to minimise all these sources of error through efforts in questionnaire design, in interviewer training and monitoring, in motivation of respondents, in the monitoring of initial stages of data processing, and in our own data processing procedures, as explained elsewhere in this documentation. However, there are certainly missing data, and no data set is error free.

Our approach to potentially erroneous data has been, on the one hand, to ensure that data processing stages are as foolproof as possible, but, on the other hand, to respect the responses given in the field, unless there was a very clear basis for making any change. The rationale employed was that the final researcher should be able to make the judgement of how to deal with cases at the margins of plausibility. Because different researchers may want to take different approaches to these situations, we have sought to retain on the data set as much information from the interview as possible. As an example, a number of respondents reporting category 'e' at question D20 ("O" levels obtained before 1975) were not themselves born, or were implausibly young in 1975. Some researchers may be content to re-code these cases to category f, while others may regard this information as so suspect that they would prefer to exclude it. Interviewer checks, on the other hand, are enforced so as to be consistent with other data. We have also checked extreme values on continuous variables (e.g. money amounts), and amended these when there is some clear evidence of error.

On the other hand, in situations in which we believe that some error may have arisen in a more systematic fashion as a result of respondent misunderstanding of questions, we have not sought to change the data. For example, E15b (AJBRISE) appears to have been understood by some respondents to be including (rather than excluding) annual pay rises taking account of inflation.

We have not sought to reconcile potentially conflicting data collected at the separate waves. As noted below, in a number of specific cases, apparent inconsistencies exist, (for example, in current job status as reported in Wave One and retrospective reports of job status in the Autumn of 1991, as collected at Wave Two, or other subsequent pairs of waves). Neither have we sought to reconcile information collected in the various life history components in Waves Two and Three with data collected in the main panel or with each other. It is for the individual researcher to determine how to resolve such inconsistencies as they may affect their own work. We have, however, sought to ensure that sex is

consistently reported, and major inconsistencies in age and date of birth are resolved.

### **III.8. Mobility and Implications of the Fieldwork Process for Data Organisation**

As described elsewhere, some movement, either of individuals or of whole households is identified before the fieldwork process. Coversheets for individuals are issued at the beginning of fieldwork to households where they are expected to be found. These expected households are assigned to the same interviewer area as at Wave One, except where a move is anticipated; in which case they are assigned to area '0'. At Wave Two, this assignment is contained in the variable BIVIA. In later waves, the area '0' issues were reallocated before fieldwork, and CIVIA and so on contain the anticipated fieldwork area. Further moves are uncovered in the course of fieldwork. Where these are non-local moves - i.e. beyond the range of the current interviewer - they are reassigned, and have a code 0 in the variable wVIAM (but see the discussion of the interpenetrating sample *Section IV*, for other uses of this variable).

However, for most analytical purposes, the derived variables wHHMOVE on wHHSAMP and wHHRESP, and wMOVEST on the individual level Records are to be preferred, since these indicate whether the household or individual has moved in comparison with their location at the last wave, which the fieldwork-based variables may not. Given that sample members may return to previous addresses and rejoin other sample members, it does not follow that all members of a non-mover household (wHHMOVE=1) are themselves non-movers. The household status is defined in terms of the household reference person where this is a PSM, and the oldest PSM where the HRP is not a permanent sample member. Where there is sufficient information, new addresses are coded to the Region and Local Authority coding frames used at Wave One.

One further implication of the tracking of movers is that individuals may be expected to be found in more than one household. Thus, on the Record wINDSAMP, there will be one record for each expected occurrence of an individual, and, for example, one record may contain information about departure date and reasons for leaving one household, and another record may contain information about arrival in the new household. The variable wFINLOC identifies the final location of each sample member (although, in some cases, the final individual outcome may be 'Mover', where no further information about the destination was available). Caution should be exercised in using matching procedures with data from this Record, for example by selecting cases where wFINLOC equals 1, to avoid spurious duplicate matches.

### **III.9. Usage Notes**

There are three types of usage notes. This section contains, first, information that is general to all waves, and secondly, information which is general to all waves after the first, since substantial modifications were made to the questionnaire at Wave Two; some basic information did not need to be collected afresh from all respondents, but did have to be collected from new entrants. Notes which are entirely wave-specific are contained in *Sections III.11, III.12, III.13* on the individual waves.

#### **III.9.1. For All Waves**

##### **Employment Status**

There are three measures of current employment status: that on the Household Composition Form; that arising from the direct status question J2 (wJBSTAT); and that arising from the sequence of questions about whether the respondent did any paid work in the last week, whether away from a job and whether seeking work. The first of these is likely to be reported by someone else, and therefore one of the others is to be preferred if available. In a minority of cases, there may be inconsistencies (e.g. where full-time students have a part-time job, but define themselves as students). Where the interest is in self-defined status, wJBSTAT should be used, but the routing of the questionnaire, and hence the availability of data at various points, depends on the paid work questions. Thus, in order to select out all those in employment, the combination of wJBHAS and wJBOFF should be used.

## **The Employment History: Record Types wJOBHIST and variables wCJSBLY, wNJBS**

Related to the previous point, the employment history is routed in terms of current status as defined by the job-holding questions. In a limited number of cases, respondent or interviewer confusion led to erroneous ordering or overlapping periods. The majority of these have been cleaned, but a few unresolvable inconsistencies remain. Where the last employment spell given started after 1st September 199LY, or the current spell started after this date, and no information about previous spells was given, a single wJOBHIST record with missing data was created.

## **Occupational Coding**

Occupational coding was carried out using the Computer Assisted Standard Occupational Classification (CASOC) system developed by Peter Elias. As a result of the six-figure codes attached via CASOC, matching of the 1990 SOC coding with previous occupational classifications is now possible; in addition, special algorithms within CASOC allow the re-coding of SOC codes into SEG, RGSC, Goldthorpe, Hope-Goldthorpe, Cambridge Scale and ILO-ISCO 88.

Attention should be paid to the fact that there is a degree of change found in the coding of occupations and industry between waves for respondents who have not apparently changed jobs. These cases could be the result of respondent recall error or misunderstanding, or of coding or keying errors. A blind re-coding exercise indicated a low level of absolute error, however, and if this is randomly distributed throughout the sample, this should not be problematic for analysis. Researchers will have to make their own decisions in these cases, as to whether they consider a job has changed, perhaps by looking at changes in other variables such as pay and hours.

In relation to industry coding, users should note that the information available for coding industries at Wave Two and Three was reduced if the respondent had not changed their job in the past year. The type of organisation (for example, private firm/local government and so on) was not asked in these cases. In addition, names of employers were not obtained at Waves Two and Three, as they were at Wave One.

## **Money receipts and payments**

The base variables associated with these payments or receipts include two for each, the amount of the receipt or payment, and the period in weeks which it covered. These variables should not be used without first converting to a common time metric - e.g. dividing by the number of weeks. However, users should be aware that, for a small number of cases, the period of receipt is less than one week. They may wish to take special action in these cases.

## **Income payments: wINCOME Record Types and variables wF101-wF159, wNF1**

As explained above, these records contain detailed information about each payment received. It is possible that more than one payment stream may be received from a single type, identified in variables wF101-wF159 (for example a pension may be received from more than one previous employer). Hence more than one wINCOME record may exist for each payment type. The variable wNF1 (on wINDRESP) is the count of the number of payment types, and not of the number of payment receipts.

Where a payment type is identified, but with no further details, then a wINCOME record is generated with missing data.

In the treatment of reported joint receipt, the Wave One practice is different to that of the subsequent waves. Question F3f (whether payment was received jointly) has been heavily edited, and also, we believe, has been treated rather inconsistently by interviewers. At Wave One, we have endeavoured to ensure that reports of joint receipt are consistent by payment type, though not necessarily by amount. The variable AFRJT is to be used to ensure that total household income is correctly calculated, and should not be regarded as an analysis variable for investigating the incidence of joint receipt. At Wave Two and subsequently, we have left the data as collected, but computed a new variable, wFRJTVF, an edited version of wFRJT,

depending on whether matching records exist, and this is used in the computation of derived variables.

Over the course of the panel, the range of payment types has changed, particularly with the introduction of new state welfare benefits. For example Job seekers allowance replaced unemployment benefit. In this case a new variable (wF142) on wINDRESP was introduced, and the variable wF130 was removed. Correspondingly a new code value of 42 on wFICODE on wINCOME was introduced. For health and disability related benefits rather more substantial changes have been made to the system. However, the same benefit will retain the same variable name and coded value across time, and where a benefit is clearly a descendant of an earlier benefit phased out, it will retain the same name. This will mean that code values in the data set may not correspond to those shown on the questionnaire documents.

## **Income and Imputation**

It should be noted that income information for all waves includes imputed data. Imputation methods and the system of imputation flags are discussed in *Section V* below. It is important to note that imputation flags do not distinguish at the individual level how substantial the imputation was, and variables which are computed from other variables with imputations may contain widely varying proportions imputed. For example, for some individuals the only imputation may relate to a small amount of Community Charge Benefit, while for another the whole of current pay may be imputed.

In general, annual and latest-month income derived variables are computed in the same way, though it should be noted that they have a non-overlapping reference period, so that it is theoretically possible for monthly income to be greater than annual income. The only difference in computation methods is that, while monthly income includes pay from any second or occasional job held by the respondent, this is not included in annual income since we have no information on the period for which the job has been held.

At each wave after Wave One, the calculation of the variables for pay at September of the previous year, and hence all annual labour income measures, makes use of the pay variables from the previous wave where the respondent claims still to be in the same job. This means that some elements of these data may contain imputations, though this is not separately flagged. The variables will be independently imputed where the report of employment status given at the previous wave is inconsistent. Non-labour income variables rely solely on data collected at the current wave.

### **III.9.2. For Wave Two and Beyond**

The notes below relate to questionnaire modifications introduced at Wave Two.

#### **III.9.2.1. Housing Data**

There are substantial changes in the design of the section of the household questionnaire dealing with owner-occupation from Wave Two onwards, as compared with Wave One; the aim was to deal with large number of possible changes in ownership conditions, and to avoid unnecessary repetition of questions where conditions had not changed since the previous wave. The structure has been somewhat simplified in the database, but the main effect is that certain apparently comparable questions are only asked of very small subsets of respondents. For example, the respondent's assessment of the current selling price of the house (wHSVAL) which was asked of all owner-occupiers at Wave One, is only asked of outright owners at a new address at Wave Two - although, from Wave Three, it is again asked of all owners. The questions on additional mortgages now apply only to the period since September 1st of the previous year, except where the interview took place at a new address, where the reference period is the period since the respondent first started paying a mortgage on the property, identified by wMGYR0. This value, and the value of wHSYR0 may be below 91 where the house-owner is a new entrant.

By contrast the renter section is unmodified, except that those on 100% rent rebate/housing benefit are now routed through the housing payment difficulties questions, and routed out if they were on 100% rent rebate throughout the previous year.

### III.9.2.2. The Employment Section

Users should be particularly aware of the structure of the employment section, and note that the routing on the questionnaire from Wave Two onwards means that respondents interviewed at the previous wave do not answer all questions; whether they do depends on whether they have changed their job since September 1 of the previous year. Differences in questions asked of respondents interviewed in earlier waves and those asked of new entrants should be particularly noted; although the variable names are the same as at Wave One, the population totals may differ.

This applies particularly to the following variables:

wJBSECT	wJBTIME	wJBONUS	wJRISE	wTUJBPL	wTUIN1
wTUIN2	wJBOPPS	wJBPEN	wJBPENM	wPAYLY	wPAYLYG
wPAYLY	wPAYLYW				

As questions on union membership are not asked of employees in the same job as at Wave One, for example, users will need to carry over the Wave One value for employees at later waves who have not changed their job in the previous year, in order to use the variable on union membership for all respondents.

As currently structured, the employment section uses the date the respondent started their current job/position (either with the same or a different employer) to route respondents in the same job past several questions regarding the type of workplace, union membership and employer's pensions. (The key variables on Start Date of Current job are wJBBDG, wJBBDGM and wJBBDGY.) This date is, additionally, the critical arbiter of whether people are in the same job as last year or not. This applies to both the employment section and to the annual job history, as this date is transferred forward to the Job History for routing at the beginning of the section. There is some indication that some respondents may not be interpreting this question correctly and are failing to give the date they were promoted or changed their job within employer. It is also possible that they are assuming that the date needed is the date the respondent started working for their current employer. Where respondents have given a different job title and description allied with a change in managerial status and a change in hours or earnings, it is possible they are, in fact, describing a different job.

### III.9.2.3. Educational Qualifications

All waves produce all qualifications obtained and, in addition, numbers of school qualifications. The relevant variables here are:

wQFHAS	wQFA-N	wQFED	wQFEDA-S	wNQFEDA-S
wQFEDHI	wQFX	wQFEDX	wQFXA-N	wQFEDXA-K
wNQFEXA-K				

Wave One respondents in Wave Two were only asked for qualifications obtained since Wave One, taken to be since 1.9.91. The routing variables BQFX and BQFEDX should be used to elicit these additional qualifications. However, as some people would have obtained qualifications reported in Wave One after 1.9.91, there could be some double-counting in Wave Two. This may be accentuated through a tendency to report qualifications more than once. It is quite possible to obtain the same level of qualifications two years running, and therefore no attempt has been made to eliminate this. However, care should be taken when combining qualifications from both waves.

If only highest qualification is required, then the derived variable wQFEDHI has been calculated to update the Wave One variable with newly received higher qualifications. wQFVOC and wQFACHI have been treated in the same way.

The variables for all new respondents, which contain all qualifications obtained and are therefore the same as the Wave One variables, are respectively wQFA-N, wQFEDA-S, and wNQFEDA-S. There may not always be a match between reported qualifications and reported numbers (for example, where a respondent failed to provide a number).



#### **III.9.2.4. Interview outcome codes**

At Wave Two and beyond, the distinction between whole household non-response, and non-response within an enumerated household becomes more important. A new computed individual interview outcome variable (wIVFIO) contains additional codes for individuals in non-response households giving further information on their status. These have a standard set of values for all waves after Wave One, and thus do not directly reflect the values contained on each cover sheet. It should be noted that, in some cases, household enumeration was completed for households which otherwise refused. Individuals in these households have outcome codes in the range 30 to 40. It should also be noted that, in a small number of cases at Wave Two only, individuals in respondent households have a final individual outcome code of 12 (moved). These were cases where there was insufficient information to reissue them to a new household. At later waves this value is only used where the final location code (wFINLOC) is equal to 0.

#### **III.9.2.5. Major life events**

From Wave Two onwards, an open ended question was placed as the final question on the individual questionnaire asking people to state in their own words what "has happened to you (or your family) which has stood out as important". Answers were recorded verbatim. Verbatim responses can not be made available for public release, because of confidentiality concerns. However, a numeric code was developed to capture the full range of events mentioned. Up to four events are coded for each response. Along with the events mentioned, code 97 has been retained for "nothing happened". This is sometimes a substantive response as people indicate that little of consequence occurred, although in the vast majority of cases the answer is probably the equivalent of "don't know" (code -1). Missing data is assigned -9. The full detailed coding frame appears in *Appendix 3*.

As would be expected, people's answers include not only events that happened to them personally but also events that happened to other family members or friends. Each event is therefore assigned a "subject code," with 20 being used if no subject is specified. The pertinent "subject code" where ambiguous is indicated by the event frame (e.g. code 40 pregnancy / birth indicates the subject is the parent). The subject code frame includes mentions of pets (code 18). For further details see Chapter 11 in *Changing Households: The British Household Panel Survey 1990-1992* (Buck et al (eds.) 1994).

For this question, coding was done at the Essex Centre, using specially trained coders. An inter-coder reliability check was carried out on 10% of the sample. For Wave Two, inter-coder reliability was 97% for subject mentions, over 90% for the specific category of events 90% and 95% for the 12 major categories (health, caring, education, employment, leisure/political, non-familial, family, financial, consumption, residential move, crime and religion).

### **III.10. Definitions**

#### **Age of respondents**

The eligible age for a full individual interview in Wave One was 16 on 1st December 1991. Given that the field period ran from the beginning of September to early December, it is possible that some respondents were in fact under 16 at the time of interview. This may lead to some minor apparent inconsistencies between household composition information and individual questionnaire information. Two age variables are provided, one measuring age at the date of household interview and the other measuring age at 1st December 1991. The day of birth variable has been suppressed from the public use version. For Wave Two and subsequent waves, similar eligibility rules were applied in relation to age; all those who were 16 or above on 1 December of the fieldwork year were eligible for interview.

#### **Days since 1st September 199LY**

Questions asking how many days since September 199LY the respondent has carried out some activity (e.g. training, in hospital) do not have a standard one year basis, since they depend on the date of interview. Thus values above 365 are possible, however implausible.

## Dates of Events

There are a large number of questions in the **BHPS** asking for the exact date of events, particularly employment events. Inevitably, there are many missing components to these dates, which would inhibit normal date functions from producing durations, for example. In constructing derived variables which depended on dates we have assumed that the missing day of month is the first, and, for two or more years before the year of interview only, we have assumed July for missing months.

## Season Codes

In cases where respondents could not remember exact dates, a convention was applied, by which January was used when Winter was reported, April for Spring, July for Summer and October for Autumn. However, where these season codes are used in a spell which starts and finishes in the same calendar year, the length is set to -3, indicating less than 12 months but exact length indeterminate.

## The Self-Completion Questionnaire

The data from the Self-Completion Questionnaire are included on Record wINDRESP. This document was refused or is missing for other reasons for a number of respondents. They may be identified from the variable wIODC.

## Dependent Children

Unlike the standard definition of a child for fieldwork purposes (i.e. under 16), a **dependent child** has been defined for use in derived variable construction as one aged under 16, or aged 16-18 and in school or non-advanced further education, not married and living with parent.

## Benefit Units

Benefits Units are defined, following the definition used by the Department of Social Security, as a subset of households, consisting of single individuals or couples and their dependent children, if any.

## General Health Questionnaire

A question battery originally developed as a screening instrument for psychiatric illness, but often used as an indicator of subjective well-being. See Cox, B. *et al*, The Health and Lifestyle Survey. (London: Health Promotion Research Trust, 1987). See Variables wHLGHQ1-2 on wINDRESP.

## PERSONALITY MEASURES FOR THE BRITISH HOUSEHOLD PANEL STUDY

RICHARD E. LUCAS & M. BRENT DONNELLAN  
DEPARTMENT OF PSYCHOLOGY, MICHIGAN STATE UNIVERSITY  
Contact: lucasri@msu.edu

Personality traits are individual differences in relatively consistent patterns of thoughts, feelings, and behaviors. Traits have been labeled “essential psychological constructs” because they exert a substantial influence on important life outcomes such as work experiences (e.g., Barrick & Mount, 1991; Judge et al., 1999), academic success (e.g., Digman, 1989), romantic relationships (e.g., Donnellan, et al., 2004; Robins, et al., 2002), parent-child relationships (Kochanska et al., 2004), health-related behaviors (e.g., Bogg & Roberts, 2004; Friedman, et al., 1993), and the risk for psychopathology (e.g., Krueger et al., 2000; Krueger et al., 1996) and criminality (e.g., Miller & Lynam, 2001). Indeed, it is rare to find a single domain that is of interest to social scientists where evidence for the importance of personality traits has not been found.

There is general agreement among personality psychologists that five broad dimensions can adequately organize the vast range of possible personality descriptors (e.g., assertive, friendly, nervous). These five “super traits” are known as the “Big Five,” and they include the traits of

Extraversion, Agreeableness, Conscientiousness, Neuroticism, and Openness to Experience (John & Srivastava, 1999). Extraversion refers to individual differences in sociability, gregariousness, level of activity, and the experience of positive affect. Agreeableness refers to individual differences in altruistic behavior, trust, warmth, and kindness. Conscientiousness refers to individual differences in self-control, task-orientation, and rule-abiding. Neuroticism refers to individual differences in the susceptibility to distress and the experience of negative emotions such as anxiety, anger, and depression. Finally, Openness to Experience refers to individual differences in the propensity for originality, creativity, and the acceptance of new ideas. The general agreement on the Big Five provides a standardized language for describing personality differences at the broadest levels and has facilitated the accumulation of knowledge concerning how personality traits are related to a broad range of life outcomes.

Personality traits tend to be assessed using long questionnaires. However, recent scale-development studies have indicated that the Big Five traits can be reliably assessed with a small number of items (e.g., Gosling et al., 2003). For instance, pilot work from the German Socio-Economic Panel (GSOEP) Study led to a 15-item version of the well-validated Big Five Inventory (Benet-Martinez & John, 1998) that can be used in large-scale surveys like the BHPS. Accordingly, we propose adding these measures to the BHPS.

### Benefit to the Research Community

Including measures of Extraversion, Neuroticism, and Conscientiousness in the BHPS will provide a great benefit to personality, social, clinical, industrial/organizational, and health psychologists. Traditionally, these kinds of researchers do not analyze data from large-scale panel studies like the BHPS because these studies rarely include variables of prime interest to these psychologists. This is unfortunate because theory in these disciplines posits that personality traits should have real-world consequences such as influencing individuals' specific life choices linked to economic well-being and physical health (e.g., career choice, engaging in health-promoting practices) as well as influencing how individuals react to major life events (e.g., unemployment, death of a spouse). Indeed, large-scale nationally represented data are crucial for establishing that personality traits are in fact essential psychological constructs. Including personality in the BHPS will make it one of the best datasets in the world for study how personality traits are linked with real-world choices and reactions over time. We are confident that this would ensure that psychologists from a variety of sub-disciplines would begin to use the BHPS.

Furthermore, the inclusion of personality variables would inform research into the causes and effects of existing variables in the study. For instance, social scientists are often interested in the effects of life events (e.g., layoffs, income changes, health shocks, changes in marital status, etc.) on important social and economic variables. Yet these events are rarely completely exogenous. For instance, recent behavioral genetic work shows that the likelihood of getting married or divorced is partly due to personality characteristics that can ultimately be tied to genetic differences between individuals (Johnson, et al., 2004). It is likely that other important life events like unemployment, job promotions, or even the onset of health problems result from similar processes. Thus, by including personality measures, researchers can better understand (and control for) the factors that predispose individuals to experience social, economic, and health-related changes over time.

Finally, the GSOEP, another large-scale panel study, recently began including personality measures in their survey. Including the same personality measures in the BHPS and the GSOEP will permit cross-national replications of personality-related research projects. This promises to increase the status of both projects for conducting psychological research. We should also note that the GSOEP has already administered a pre-test of the measures, and the first full wave of data using these measures will be available in May of 2005. Thus, the data from their study can be used to examine the psychometric properties of the scales in a similar panel study.

Including personality trait measures in the BHPS will allow researchers using future waves of the BHPS to study prospective links between personality and these outcomes. This promises to make the inclusion of trait measures invaluable for years to come. Moreover, including personality measures at just one wave will help resolve a persistent debate regarding age differences in personality traits (e.g., McCrae & Costa, 2003). The debate centers around whether or not there are age-differences in personality after age 30. To date, psychologists have not been able to resolve this controversy given the paucity of nationally-representative datasets with personality information. Thus, the BHPS is in a unique position to help resolve this important psychological issue regarding personality differences across the life span.

### Big Five Personality Trait Measures

From: Benet-Martinez, V. & John, O. P. (1998). *Los Cinco Grandes* across cultures and ethnic groups: Multitrait multimethod analyses of the Big Five in Spanish and English. *Journal of Personality and Social Psychology*, 75, 729-750.

Agreeableness items are labeled with an “A”, Conscientiousness items are labeled with a “C”, Extraversion items are labeled with an “E”, Neuroticism items are labeled with an “N”, and Openness items are labeled with an “O”.

Please answer each of the following questions using a 1 to 7 scale, where 1 means “does not apply to me at all” and 7 means “applies to me perfectly”.

I see myself as someone who . . .

1. (A) Is sometimes rude to others (reverse-scored).
2. (C) Does a thorough job.
3. (E) Is talkative.
4. (N) Worries a lot.
5. (O) Is original, comes up with new ideas.
6. (A) Has a forgiving nature.
7. (C) Tends to be lazy (reverse-scored).
8. (E) Is outgoing, sociable.
9. (N) Gets nervous easily.
10. (O) Values artistic, aesthetic experiences.
11. (A) Is considerate and kind to almost everyone.
12. (C) Does things efficiently.
13. (E) Is reserved (reverse-scored).
14. (N) Is relaxed, handles stress well (reverse-scored).
15. (O) Has an active imagination.

### References

- Barrick, M. R., & Mount, M. K. (1991). The Big Five personality dimensions and job performance: A meta-analysis. *Personnel Psychology*, 44, 1-26.
- Bogg, T., & Roberts, B. W. (2004). Conscientiousness and health-related behaviors: A meta-analysis of the leading behavioral contributors to mortality. *Psychological Bulletin*, 130, 887-919.
- Digman, J. M. (1989). Five robust trait dimensions: Development, stability, and utility. *Journal of Personality*, 57, 195-214.
- Donnellan, M. B., & Conger, R. D., & Bryant, C. M. (2004). The Big Five and Enduring Marriages. *Journal of Research in Personality*, 38, 481-504.
- Friedman, H. S., Tucker, J. S., Tomlinson-Keasey, C., Shwartz, J. E., Wingard, D. L., & Criqui, M. H. (1993). Does childhood personality predict longevity? *Journal of Personality and Social Psychology*, 65, 176-185.
- Gosling, S. D., Rentfrow, P. J., & Swann, W. B., (2003). A very brief measure of the Big-Five personality domains. *Journal of Research in Personality*, 37, 504-528.
- John, O. P. & Srivastava, S. (1999). The Big Five trait taxonomy: History, measurement, and theoretical perspectives. In O. P. John & L. A. Pervin (Eds.), *Handbook of Personality: Theory and Research*. New York: Guilford Press.
- Johnson, W., McGue, M., Krueger, R. F., & Bouchard, T. J. Jr. (2004). Marriage and personality: A genetic analysis. *Journal of Personality and Social Psychology*, 86, 285-294.
- Judge, T. A., Higgins, C. A., Thoresen, C. J., Barrick, M. R. (1999). The Big Five personality traits, general mental ability, and career success across the life span. *Personnel Psychology*, 52, 621-652.

Kochanska, G., Friesenborg, A. E., Lange, L. A., & Martel, M. M. (2004). Parents' personality and infants' temperament as contributors to their emerging relationship. *Journal of Personality and Social Psychology, 86*, 744-759.

Krueger, R. F., Caspi, A., & Moffitt, T. E. (2000). Epidemiological personology: The unifying role of personality in population-based research on problem behaviors. *Journal of Personality, 68*, 967-998.

Krueger, R. F., Caspi, A., Moffitt, T. E., Silva, P. A., & McGee, R. (1996). Personality traits are differentially linked to mental disorders: A multitrait-multidiagnosis study of an adolescent birth cohort. *Journal of Abnormal Psychology, 105*, 299-312.

Larsen, R. J., & Ketelaar, T. (1991). Personality and susceptibility to positive and negative emotional states. *Journal of Personality and Social Psychology, 61*, 132-140.

Lucas, R. E., Clark, A. E., Georgellis, Y., & Diener, E. (2003). Reexamining adaptation and the set point model of happiness: Reactions to changes in marital status. *Journal of Personality and Social Psychology, 84*, 527-539.

McCrae, R. R. & Costa, P. T. Jr. (2003). *Personality in adulthood: A five-factor theory perspective*. New York: Guilford Press.

Miller, J. D., & Lynam, D. (2001). Structural models of personality and their relation to antisocial behavior: A meta-analytic review. *Criminology, 39*, 765-798.

Paunonen, S. V., & Ashton, M. C. (2001). Big five predictors of academic achievement. *Journal of Research in Personality, 35*, 78-90.

Robins, R. W., Caspi, A., & Moffitt, T. E. (2002). It's not just who you're with, it's who you are: Personality and relationship experiences across multiple relationships. *Journal of Personality, 925-964*.

### **III.11. WAVE ONE: Record Types and Wave Specific Information**

#### **III.11.1. Record Types: Wave One**

##### **Record Type AHHSAMP**

AHHSAMP contains sampling, interview outcome and weighting information. There is one record for each sampled Address, and records for additional selected households at addresses containing multiple households.

Respondent households, for which records AHHRESP etc will exist may be identified from the variable AIVFHO.

Derived and additional variables are those from AHHWGHT onwards.

##### **Record Type AINDALL**

This record contains individual level variables derived from the Household Composition Form. There is one record for each individual enumerated in a respondent household. This record is the only one containing individual level data on children and other non-respondents.

Full and Proxy respondents for whom a corresponding AINDRESP record exists may be identified from the variable AIVFIO (individual interview outcome).

Derived and additional variables are those from AAGE onwards.

##### **Record Type AHHRESP**

This record contains data from the Household Questionnaire and household level information from the Household Composition Form for respondent households. There is one record for each household.

For 15 households there was no household questionnaire completed. For these cases only data from the household composition is available on this record. The cases may be identified from the variable AHHDC.

Derived and additional variables are those from AHHDC onwards. Of these, AHHWGHT AHSTYPE AHSFLOOR AREGION and ALADISTC are direct copies of variables on record AHHSAMP.

The following variables have data for all missing cases imputed:

AMGNEW	AXPMG	AHSVAL	ARENT	ARENTG	AXPHSN
AXPHSG	AFIHHMN	AFIHHML	AFIHHMNL	AFIHHMP	AFIHHMB
AFIHHMT	AFIHHMI	AFIHHYR	AFIHHYL	AFIHHYNL	AFIHHYP
AFIHHYB	AFIHHYT	AFIHHYI			

The following imputation flag variables were added:

AMGNEWI	AXPMGI	AHSVALI	ARENTI	ARENTGI	AXPHSNI
AXPHSGI	AFIHHMNI	AFIHHMLI	AFIHHMNL	AFIHHMPI	AFIHHMBI
AFIHHMTI	AFIHHMII	AFIHHYRI	AFIHHYLI	AFIHHYNI	AFIHHYPI
AFIHHYBI	AFIHHYTI	AFIHHYI			

See Section V for a full discussion of imputation.

### Record Type AINDRESP

This record contains individual data from full and proxy questionnaires. Data from the Household Composition Form are also copied to this record. Proxy respondents may be distinguished from main questionnaire respondents on the basis of the variable AIVFIO. Note that adult non-respondents, which may include the Household Reference Person will not have an AINDRESP record, but only an AINDALL record.

Proxy data are copied to equivalent full questionnaire variables. Where there is no equivalent variable, proxy values are set to -7 (inapplicable). The variables APRRS2I APRIPN APRWHY APRFEHQ APRSEHQ APRFITB APRJBFT correspond to questions in the proxy questionnaire which have no direct equivalent in the full questionnaire. They are inapplicable for full respondents.

Data from the job history are contained on record AJOBHIST, except for a number of derived variables. Similarly detailed data on payment receipts from questions F3a - F3f are contained on record AINCOME.

Derived and additional copied variables are those from AIVFIO to AREGION and from AHGR2R onwards. The variables AREGION AHHSIZE AHHTYPE ATENURE and AFIHHMN are copied from record AHHRESP. The variables AIVFIO AIODC and AHGR2R to AHOH are copied from record AINDALL.

The following variables have data for all missing cases imputed (note that proxy cases do not have imputed values except in the case of APRFITB):

AJ2PAY	AFIYRDI	APRFITB	APAYGU	APAYNU	APAYGTY
APAYGLY	APAYNTY	APAYNLY	AJSPROF	AJSPAYG	AFIMNP
AFIMNB	AFIMNI	AFIMNT	AFIMNNL	AFIMNL	AFIMN
AFIYRL	AFIYRNL	AFIYRP	AFIYRB	AFIYRT	AFIYRI
AFIYR	ASPPAYG	AFIHHMN			

The following imputation flag variables were added:

AJ2PAYI	AFIYRDI	APRFITBI	APAYGUI	APAYNUI	APAYGT
APAYGLI	APAYNTI	APAYNLI	AJSPROFI	AJSPAYGI	AFIMNP
AFIMNBI	AFIMNII	AFIMNTI	AFIMNLI	AFIMNLI	AFIMNTH
AFIYRLI	AFIYRNLI	AFIYRPI	AFIYRBI	AFIYRTI	AFIYRI
AFIYEARI	ASPPAYGI	AFIHHMNI			

See Section V for a full discussion of imputation.

## Record Type **AJOBHIST**

This record contains information from the employment history over the period from 1st September 1990 to the date of interview. There is one record for each spell identified at question J5, with job characteristic information from questions J6 to J89 appended where relevant. These records will only exist for respondents whose current labour force spell began after 1.9.1990. The additional key AJSPNO, identifies the sequence of job spell, with the most recent first. (See *Table 6*)

Derived variables are those from AJHENDD onwards. Where a job is with the same employer as previously mentioned and/or at the same workplace (AJHSTAT=1), then the values for AJHSIC AJHSECT and AJHSIZE are copied from the relevant record.

The following variables have all missing data imputed:

AJHGPAY      AJHNPAY

The following imputation flag variables were added:

AJHGPAYI      AJHNPAYI

See *Section V* for a full discussion of imputation.

Note that for 62 employment history spells, employment status was undefined. These are mainly spells generated because the subsequent spell did not begin before 1.9.90. A status and pay level is imputed for these spells, but is not included on this record, but rather contributes to the computation of AFIYRL and APAYGLY, and is flagged there.

**Table 6 Variable Name to Question Number Index on Job History Record (AJOBHIST)**

AJSPNO (spell no.)	AJHSTAT	AJHBGD AJHBGM AJHBGY	AJHSOC	AJHPLDF	AJHSIC	AJHSIZE	AJHMNGR	AJHSEMP	AJHBOSS
1st (most recent)	AJ5A/ AJ6ASC	AJ5B(-D-M-Y) AJ6A(-M-Y)	AJ6B	AJ8	AJ9A/11A	AJ9B/14	AJ10/12	AJ11B	AJ11C
2nd	AJ21A	AJ21A	AJ21B	AJ23	AJ24A/26A	AJ24B/29	AJ25/27	AJ26B	AJ26C
3rd	AJ35A	AJ35A	AJ35B	AJ37	AJ38A/40A	AJ38B/43	AJ39/41	AJ40B	AJ40C
4th	AJ49A	AJ49A	AJ49B	AJ51	AJ52A/54A	AJ52B/57	AJ53/55	AJ54B	AJ54C
5th	AJ63A	AJ63A	AJ63B	AJ65	AJ66A/68A	AJ66B/71	AJ67/69	AJ68B	AJ68C
6th	AJ77A	AJ77A	AJ77B	AJ79	AJ80A/82A	AJ80B/85	AJ81/82	AJ82B	AJ82C

AJSPNO (spell no.)	AJHSECT	AJHA990	AJHPAY0	AJHPY0W	AJHPY0G	AJHPAYS	AJHPYSW	AJHPYSG	AJHSTPY	AJBLKY
1st (most recent)	AJ13	AJ15	AJ16A	AJ16B	AJ16C	AJ17A	AJ17B	AJ17C	AJ18	AJ19
2nd	AJ28	AJ30	AJ31A	AJ31B	AJ31C	AJ32A	AJ32B	AJ32C	AJ33	
3rd	AJ42	AJ44	AJ45A	AJ45B	AJ45C	AJ46A	AJ46B	AJ46C	AJ47	
4th	AJ56	AJ58	AJ59A	AJ59B	AJ59C	AJ60A	AJ60B	AJ60C	AJ61	
5th	AJ70	AJ72	AJ73A	AJ73B	AJ73C	AJ74A	AJ74B	AJ74C	AJ75	
6th	AJ84	AJ86	AJ87A	AJ87B	AJ87C	AJ88A	AJ88B	AJ88C	AJ89	



## **Record Type AINCOME**

This Record contains income and payment data. There is one record for each payment recorded at question F3. This record will only exist for respondents with one or more payments recorded at question F1, (i.e. where ANF1 is greater than 0). For each payment identified at question F1 (i.e. in variables AF101 - AF159) then there will exist at least one AINCOME Record with a corresponding value of AFICODE.

In those cases where payments from multiple sources were combined in a single payments and individual receipts could not be distinguished, AINCOME Records will exist for each source, but the variables ANFR or AFRVAL may indicate that multiple amounts are referred to, or that the amount is given on another Record.

AFIM09L - AFIM12T are derived variables indicating the estimated amount received in each month, taking into account joint receipt and changes in welfare benefit levels. The code constructing all these variables is in the procedure M1DV.AFIM.

The following variables have all missing data imputed:

AFRVAL            AFIM09L to AFIM12T

Note that a value is not imputed where the missing value code is -3 'amount included elsewhere'.

See *Section V* for a full discussion of imputation.

## **Record Type AEGOALT**

This Record provides a mechanism for identifying the relationship of each individual in a household to all others. There are two records for each relationship pair to separately identify the relationship in either direction (e.g. one record identifies that person 1 is the parent of person 3, while another record identifies that person 3 is the child of person 1). The relationship codes are not gendered, so the sex of each person is also given.

The relationship given is that of the second person to the first (e.g. if APNO = 1 and AOPNO = 3 and AREL = 4 (natural child)) then person 3 is the natural child of person 1.

This Record provides a means of identifying the relationship of each individual in a household to all others. There are two records for each relationship pair to identify separately the relationship in either direction (e.g. one record identifies that person 1 is the parent of person 3, while another record identifies that person 3 is the child of person 1). The relationship codes are not gendered, so the sex of each person is also given.

The relationship given is that of the second person to the first (e.g. if APNO = 1 and AOPNO = 3 and AREL = 4 (natural child)) then person 3 is the natural child of person 1).

## **III.12. WAVE TWO: Record Types and Wave Specific Information**

### **III.12.1. Record Types : Wave Two**

#### **Record Type BHHSAMP**

BHHSAMP contains fieldwork control, interview outcome and weighting information. There is one record for each issued household, and records for additional households which split off from an issued household. (See *Section IV* for a detailed description of the fieldwork process.)

Respondent households, for which records BHHRESP etc. will exist, may be identified from the variable BIVFHO. Note that the coding frame for this variable is substantially different from that used at Wave One.

Derived and additional variables are those from BXHWGHT onwards.

This Record also contains variables which allow households which were part of the inter-penetrating sample experiment to be identified (See *Section IV*).

### Record Type **BINDSAMP**

This Record contains individual level variables derived from the Household Cover sheet. The Record is keyed on BHID and BPNO. There will be one BINDSAMP record for each issued individual at each household where they were expected to be found, either at first issue, or as a result of a move uncovered during the fieldwork process, and additionally a record for each new entrant identified at a contacted household. Thus any individual may be represented by more than one BINDSAMP Record, if they were understood to have moved. The variable BFINLOC enables the last household where the sample member was expected to be found to be identified.

This Record will contain information about dates of departure and reasons for departure for sample members who left respondent households. It will also contain last enumeration information about sample members who have died.

### Record Type **BINDALL**

This Record contains individual level variables derived from the Household Composition Form. There is one record for each individual enumerated in a respondent household. This Record is the only one containing individual level data on children and other non-respondents.

Full and Proxy respondents for whom a corresponding BINDRESP Record exists may be identified from the variable BIVFIO (individual interview outcome).

Derived and additional variables are those from BAGE onwards.

See *Section V* for a full discussion of the use of the weights contained on this Record Type.

### Record Type **BHHRESP**

This Record contains data from the Household Questionnaire and household level information from the Household Composition Form for respondent households. There is one record for each household.

For the 6 households with response code 41 - 'proxy taken at Wave One address' the BHHRESP record will exist, and will consist entirely of missing values. In addition a small number of households were missing household questionnaires - these may be identified from the variable BHHDC.

Derived and additional variables are those from BHHDC onwards. Of these, BXHWGHT BREGION and BLADISTC are direct copies of variables on Record BHHSAMP.

The following variables have data imputed for all missing cases:

BMGNEW	BXPMG	BRENT	BRENTG	BXPHSN	BXPHSG
BFIHHMN	BFIHHML	BFIHHMNL	BFIHHMP	BFIHHMB	BFIHHMT
BFIHHMI	BFIHHYR	BFIHHYL	BFIHHYNL	BFIHHYP	BFIHHYB
BFIHHYT	BFIHHYI				

The following imputation flag variables have been added:

BMGNEWI	BXPMGI	BRENTI	BRENTGI	BXPHSNI	BXPHSG
BFIHHMNI	BFIHHMLI	BFIHHMNI	BFIHHMPI	BFIHHMBI	BFIHHMT
BFIHHMII	BFIHHYRI	BFIHHYLI	BFIHHYNI	BFIHHYPI	BFIHHYB
BFIHHYTI	BFIHHYI				

### Record Type **BINDRESP**

This Record contains individual data from full and proxy questionnaires. Data from the Household Composition Form are also copied to this Record. Proxy respondents may be distinguished from main questionnaire respondents on the basis of the variable BIVFIO.

Proxy data are copied to equivalent full questionnaire variables. Where there is no equivalent variable, proxy values are set to -7 (inapplicable). The variables BPRRS2I BPRIPN BPRWHY BPRFEHQ

BPRSEHQ BPRFITB BPRJBFT etc correspond to questions in the proxy questionnaire which have no direct equivalent in the full questionnaire. They are inapplicable for full respondents.

Data from the job history are contained on Record BJOBHIST, except for a number of derived variables. Similarly detailed data on payment receipts from questions F3a - F3f are contained on Record BINCOME.

Derived and additional copied variables are those from BIVFIO to BREGION and from BHGR2R onwards. The variables BREGION BHHSIZE BHHTYPE BTENURE and BFIHHMN are copied from Record BHHRESP. The variables BIVFIO BIODC and BHGR2R to BHOH are copied from Record BINDALL.

The following variables have data imputed for all missing cases (note that proxy cases do not have imputed values except in the case of BPRFITB):

BJ2PAY	BFIYRDI	BPRFITB	BPAYGU	BPAYNU	BPAYGTY
BPAYGLY	BPAYNTY	BPAYNLY	BJSPROF	BJSPAYG	BFIMNP
BFIMNB	BFIMNI	BFIMNT	BFIMNNL	BFIMNL	BFIMN
BFIYRL	BFIYRNL	BFIYRP	BFIYRB	BFIYRT	BFIYRI
BFIYR	BSPPAYG	BFIHHMN			

The following imputation flag variables have been added:

BJ2PAYI	BFIYRDI	BPRFITBI	BPAYGUI	BPAYNUI	BPAYGT
BPAYGLI	BPAYNTI	BPAYNLI	BJSPROFI	BJSPAYGI	BFIMNP
BFIMNBI	BFIMNII	BFIMNTI	BFIMNLI	BFIMNLI	FIMNTH
BFIYRLI	BFIYRNLI	BFIYRPI	BFIYRBI	BFIYRTI	BFIYRI
BFIYEARI	BSPPAYGI	BFIHHMNI			

## Record BJOBHIST

This record contains information from the employment history over the period from 1st September 1991 to the date of interview. There is one record for each spell identified at question J12-J14, with job characteristic information from questions J16 to J31 appended where relevant.

These records will only exist for respondents whose current labour force spell began after 1.9.1991. The additional key BJSPNO, identifies the sequence of job spell, with the most recent first.

Derived variables are those from BJHENDD onwards. Where a job is with the same employer as previously mentioned and/or at the same workplace (BJHSTAT=1), then the values for BJHSIC BJHSECT and BJHSIZE are copied from the relevant record.

There is no special table detailing question source and Record structure for this Record (as there was for AJOBHIST) as the record structure mirrors the Questionnaire structure.

The following variables have all missing data imputed:

BJHGPAY	BJHNPAY
---------	---------

Imputation flag variables are listed below.

BJHGPAYI	BJHNPAYI
----------	----------

## Record Type BINCOME

This record contains income and payment data. There is one record for each payment recorded at question F3.

This record will only exist for respondents with one or more payments recorded at question F1, (i.e. where BNF1 is greater than 0). For each payment identified at question F1 (i.e. in variables BF101 - BF159) then there will exist at least one BINCOME record with a corresponding value of BFICODE.

In those cases where payments from multiple sources were combined in a single payments and individual receipts could not be distinguished, BINCOME records will exist for each source, but the variables BNFR or BFRVAL may indicate that multiple amounts are referred to, or that the amount is given on another record.

BFIML01 - BFIMN01 are derived variables indicating the estimated amount received in each month, taking into account joint receipt and changes in welfare benefit levels. These calculations depend on the variable BFRJTVF, which is a flag variable identifying whether a reported jointly received payment can be matched to any other persons payment. The code constructing these variables is in the procedure M2DV.BFIM.

The following variables have all missing data imputed:

BFRVAL            BFIM09L to BFIM01N

Imputation flag variables are listed below. Note that a value is not imputed where the missing value code is -3 'amount included elsewhere'.

BFRVALI (This also implies imputation on BFIM09L to BFIM12T)

### **Record Type    BEGOALT**

This record provides a mechanism for identifying the relationship of each individual in a household to all others. There are two records for each relationship pair to separately identify the relationship in either direction (e.g. one record identifies that person 1 is the parent of person 3, while another record identifies that person 3 is the child of person 1). The relationship codes are not gendered, so the sex of each person is also given.

The relationship given is that of the second person to the first (e.g. if BPNO = 1 and BOPNO = 3 and BREL = 4 (natural child)) then person 3 is the natural child of person 1.

The variable BLWSTAT allows the computation of household composition change measures since Wave One, and BNWSTAT composition change between Wave Two and Wave Three

### **Record Type    BMARRIAG**

This record contains one record for each reported legal marriage. It is keyed on BHID, BPNO and BMARNO. The sequence of BMARNO reflects the questionnaire structure. The current or most recent marriage is always keyed as BMARNO = 4. Records with BMARNO = 1, 2 or 3 will exist if there were one or more previous marriages. Thus the record with the key value BMARNO = 1 corresponds to questions L4 to L10, the record with key value 2 corresponds to L12 to L18, the record with key value 3 corresponds to L20 to L26, and the record with key value 4 corresponds to L27 to L34. The variable BMRMSEQ contains the sequence number of the most recent marriage (e.g. if BMRMSEQ on record where BMARNO eq 4 is equal to 1, then the most recent marriage is the first marriage).

This record also contains information on cohabitation spells with the same partner which may have preceded marriage.

Note that there has been no attempt to enforce consistency between the data contained in this record, and the information about household composition and relationships at Wave One or Wave Two, contained in Record Types AINDALL, BINDALL, AEGOALT and BEGOALT.

See entry for BLIFEMST (below) for a discussion of season codes.

Table 7 indicates the question sources for variables on this Record Type and details the Record Structure.

### **Record Type    BCOHABIT**

This record contains information about each cohabitation spell outside legal marriage which the respondent has ever had, excepting those which preceded marriages, for which the information is contained on record BMARRIAG. There is a separate record for each spell reported at questions L38 and L39.

Note that there has been no attempt to enforce consistency between the data contained in this record, and the information about household composition and relationships at Wave One or Wave Two, contained in Record Types AINDALL, BINDALL, AEGOALT and BEGOALT.

See entry for BLIFEMST (below) for a discussion of season codes.

#### **Record Type BCHILDAD**

This record contains information about the children respondent has either adopted, or for whom they have acted as step-parent, and the periods when they resided with the respondent. There is one record for each child reported in answer to question L41.

Note that there has been no attempt to enforce consistency between the data contained in this record, and the information about household composition and relationships at Wave One or Wave Two, contained in Record Types AINDALL, BINDALL, AEGOALT and BEGOALT.

See entry for BLIFEMST (below) for a discussion of season codes.

#### **Record Type BCHILDNT**

This record contains information about natural children respondent has ever had or fathered, and the periods when they resided with the respondent. There is one record for each child reported in answer to question L44

Note that there has been no attempt to enforce consistency between the data contained in this record, and the information about household composition and relationships at Wave One or Wave Two, contained in Record Types AINDALL, BINDALL, AEGOALT and BEGOALT.

See entry for BLIFEMST (below) for a discussion of season codes.

#### **Record Type BLIFEMST**

This record contains information about employment status spells in the period since the respondent first left full time education. There is one record for each spell reported in answer to questions L50, L51 and L52. The record contains end date for each spell except the final spell which should be recorded as not ended. The start date for each spell and the spell length in months are included as derived variables.

While data collected here may have been compared with the single year job history information to resolve internal ambiguities, there has been no attempt to enforce consistency between data collected here and that contained in the records AJOBHIST, BJOBHIST etc.

Season codes were used when the respondent could not remember exact month. In the calculation of spell length it was assumed, by convention, that winter would be coded as January, spring as April, summer as July and Autumn as October. However where these season codes are used in a spell which starts and finishes in the same calendar year, the length is set to -3, indicating less than 12 months but exact length indeterminate.

### **III.12.2. Wave Two Specific Usage Notes**

#### **Voting**

There are two types of question on voting:

1. party identification in Waves One and Two:

AVOTE1      AVOTE2      AVOTE3      BVOTE1      BVOTE2

2. actual vote in the April 1992 General Election in Wave Two:

BVOTE8

AVOTE is a derived variable combining responses to AVOTE4 (triggered by AVOTE1-2), and AVOTE3. Users should be aware that it does not, therefore, reproduce the difference in strength of party support

measured by responses to these separately. AVOTE3 ("which party would you vote for?") cannot be compared to BVOTE8 ("which party did you vote for?"), as it is only asked of those not responding to AVOTE1-2.

### **Marriage History**

As explained in the discussion of Record Type BMARRIAG above, data from the marriage history (questions L4 to L34 at Wave two) have been re-structured as a set of separate records. The records are keyed on BHID, BPNO and BMARNO. It is important to note that BMARNO is not the sequence number of the marriage within the respondent's life, but rather reflects the questionnaire structure, so that the most recent marriage always has a BMARNO value of 4. The variable BMRMSEQ indicates the sequence number of this marriage within the respondent's life. See *Table 7* for an indication of question sources for variables and an outline of the record structure.

Table 7

Variable Name to Question Number Index on Lifetime Marital History Record (BMARRIAG)

BMARNO	BLMARM	BLMARY	BMPNO	BLMCOH	BLMCBM	BLMCBY	BLMEND	BLMWWM	BLMWWY	BLMDVM	BLMDVY	BLMSPM	BLMSPY
1st (if more than one)	BL4M	BL4Y		BL5	BL6M	BL6Y	BL7	BL8M	BL8Y	BL9M	BL9Y	BL10M	BL10Y
2nd (if more than two)	BL12M	BL12Y		BL13	BL14M	BL14Y	BL15	BL16M	BL16Y	BL17M	BL17Y	BL18M	BL18Y
3rd (if more than three)	BL20M	BL20Y		BL21	BL22M	BL22Y	BL23	BL24M	BL24Y	BL25M	BL25Y	BL26M	BL26Y
4th or Current or most recent	BL27M	BL27Y	BL28	BL29	BL30M	BL30Y	BL31	BL32M	BL32Y	BL33M	BL33Y	BL34M	BL34Y

### III.13. WAVE THREE: Record Types and Wave Specific Information

#### III.13.1. Record Types: Wave Three

##### Record Type CHHSAMP

Record Type CHHSAMP contains fieldwork control, interview outcome and weighting information. There is one record for each issued household, and records for additional households which split off from an issued household. (See *Section IV* for a detailed description of the fieldwork process.)

Respondent households, for which records CHHRESP etc will exist may be identified from the variable CIVFHO. Note that the coding frame for this variable is substantially different from that used at Wave One and at Wave Two.

Derived and additional variables are those from CXHWGHT onwards.

##### Record Type CINDSAMP

This record contains individual level variables derived from the Household Cover sheet. The record is keyed on CHID and CPNO. There will be one CINDSAMP record for each issued individual at each household where they were expected to be found, either at first issue, or as a result of a move uncovered during the fieldwork process, and additionally a record for each new entrant identified at a contacted household. Thus any individual may be represented by more than one CINDSAMP record, if they were understood to have moved. The variable CFINLOC enables the last household where the sample member was expected to be found to be identified.

This record will contain information about dates of departure and reasons for departure for sample members who left respondent households. It will also contain last enumeration information about sample members who have died.

##### Record Type CINDALL

This record contains individual level variables derived from the Household Composition Form. There is one record for each individual enumerated in a respondent household. This Record is the only one containing individual level data on children and other non-respondents.

Full and Proxy respondents for whom a corresponding CINDRESP record exists may be identified from the variable CIVFIO (individual interview outcome).

Derived and additional variables are those from CAGE onwards.

See the *Section V* for a full discussion of the use of the weights contained on this Record Type.

##### Record Type CHHRESP

This record contains data from the Household Questionnaire and household level information from the Household Composition Form for respondent households. There is one record for each household.

Households with response code 14 'telephone interview only' will have CHHRESP records, but with most variables taking the missing value code -7.

For the households with response code 43 - 'proxy taken at Wave One address' the CHHRESP record will exist, entirely consist of missing values. In addition a small number of households were missing household questionnaires - these may be identified from the variable CHHDC.

Derived and additional variables are those from CHHDC onwards. Of these, CXHWGHT CREGION and CLADISTC are direct copies of variables on record CHHSAMP.

The following variables have data imputed for all missing cases:

CMGNEW	CXPMG	CHSVAL	CRENT	CRENTG	CXPHSN
CXPHSG	CFIHHMN	CFIHHML	CFIHHMNL	CFIHHMP	CFIHHMB
CFIHHMT	CFIHHMI	CFIHHYR	CFIHHYL	CFIHHYNL	CFIHHYP



CFIHHYB      CFIHHYT      CFIHHYI

See *Section V* for a full discussion of imputation. Imputation flag variables are listed below:

CMGNEWI	CXPMGI	CHSVALI	CRENTI	CRENTGI	CXPHSNI
CXPHSGI	CFIHHMNI	CFIHHMLI	CFIHMNLI	CFIHHMPI	CFIHHMBI
CFIHHMTI	CFIHHMII	CFIHHYRI	CFIHHYLI	CFIHHYNI	CFIHHYPI
CFIHHYBI	CFIHHYTI	CFIHHYII			

### Record Type CINDRESP

This record contains individual data from full and proxy questionnaires. Data from the Household Composition Form are also copied to this record. Proxy and telephone respondents may be distinguished from main questionnaire respondents on the basis of the variable CIVFIO.

Proxy and telephone data are copied to equivalent full questionnaire variables. Where there is no equivalent variable, values are set to -7 (inapplicable). The proxy variables CPRRS2I CPRIPN CPRWHY CPRFEHQ CPRSEHQ CPRFITB CPRJBFT CTELWHY CPRESBFM CPRESBGY CPRESBLY CPRFI01 CPRFI02 CPRFI16 CPRFI31 CPRFI34 CPRFI35 CPRFI37 CPRFI39 CPRFI41 CPRFIRN CPREARN CPRJBBGM CPRJBBFY CPRJBLY correspond to questions which have no direct equivalent in the full questionnaire. They are inapplicable for full respondents.

Data from the job history are contained on record CJOBHIST, except for a number of derived variables. Similarly detailed data on payment receipts from questions F3a - F3f are contained on record CINCOME.

Derived and additional copied variables are those from CIVFIO to CREGION and from CHGR2R onwards. The variables CREGION CHHSIZE CHHTYPE CTENURE and CFIHHMN are copied from record CHHRESP. The variables CIVFIO CIODC and CHGR2R to CHOH are copied from record CINDALL.

The following variables have data imputed for all missing cases (note that proxy cases do not have imputed values except in the case of CPRFITB):

CJ2PAY	CFIYRDI	CPRFITB	CPAYGU	CPAYNU	CPAYGTY
CPAYGLY	CPAYNTY	CPAYNLY	CJSPROF	CJSPAYG	CFIMNP
CFIMNB	CFIMNI	CFIMNT	CFIMNNL	CFIMNL	CFIMN
CFIYRL	CFIYRNL	CFIYRP	CFIYRB	CFIYRT	CFIYRI
CFIYR	CSPPAYG	CFIHHMN			

See the *Section V* for a full discussion of imputation. Imputation flag variables are listed below.

CJ2PAYI	CFIYRDI	CPRFITBI	CPAYGUI	CPAYNUI	CPAYGTI
CPAYGLI	CPAYNTI	CPAYNLI	CJSPROFI	CJSPAYGI	CFIMNPI
CFIMNBI	CFIMNII	CFIMNTI	CFIMNNLI	CFIMNLI	CFIMNTHI
CFIYRLI	CFIYRNLI	CFIYRPI	CFIYRBI	CFIYRTI	CFIYRII
CFIYEARI	CSPPAYGI	CFIHHMNI			

### Record Type CJOBHIST

This record contains information from the employment history over the period from 1st September 1992 to the date of interview. There is one record for each spell identified at questions J12-J14, with job characteristic information from questions J16 to J31 appended where relevant.

These records will only exist for respondents whose current labour force spell began after 1.9.1992. The additional key CJSPNO, identifies the sequence of job spell, with the most recent first.

Derived variables are those from CJHENDD onwards. Where a job is with the same employer as previously mentioned and/or at the same workplace (CJHSTAT=1), then the values for CJHSIC CJHSECT and CJHSIZE are copied from the relevant record.

The following variables have all missing data imputed:

CJHGPAY      CJHNPAY

See *Section V* for a full discussion of imputation. Imputation flag variables are listed below.

CJHGPAYI      CJHNPAYI

### **Record Type CINCOME**

This record contains income and payment data. There is one record for each payment recorded at question F3.

This record will only exist for respondents with one or more payments recorded at question F1, (i.e. where CNF1 is greater than 0). For each payment identified at question F1 (i.e. in variables CF101 - CF159) then there will exist at least one CINCOME record with a corresponding value of CFICODE.

In those cases where payments from multiple sources were combined in a single payments and individual receipts could not be distinguished, CINCOME records will exist for each source, but the variables CNFR or CFRVAL may indicate that multiple amounts are referred to, or that the amount is given on another record.

CFIM01L - CFIM01N are derived variables indicating the estimated amount received in each month, taking into account joint receipt and changes in welfare benefit levels. These calculations depend on the variable CFRJTVF, which is a flag variable identifying whether a reported jointly received payment can be matched to any other persons payment. The code constructing these variables is in the procedure M2DV.CFIM.

The following variables have all missing data imputed:

CFRVAL      CFIM09L to CFIM01N

See *Section V* for a full discussion of imputation. Imputation flag variables are listed below. Note that a value is not imputed where the missing value code is -3 'amount included elsewhere'.

CFRVALI (This also implies imputation on CFIM09L to CFIM12T)

### **Record Type CEGOALT**

This record provides a mechanism for identifying the relationship of each individual in a household to all others. There are two records for each relationship pair to separately identify the relationship in either direction (e.g. one record identifies that person 1 is the parent of person 3, while another record identifies that person 3 is the child of person 1). The relationship codes are not gendered, so the sex of each person is also given.

The relationship given is that of the second person to the first (e.g. if CPNO = 1 and COPNO = 3 and CREL = 4 (natural child)) then person 3 is the natural child of person 1.

The variable CLWSTAT allows the computation of household composition change measures since Wave Two.

### **Record Type CLIFEJOB**

This record contains information about jobs held in employment spells in the period since the respondent first left full time education up to the beginning of data collection in the main panel - i.e. 1st September 1990. There is one record for each spell reported in answer to questions L5 to L13. The definition of a job spell in this record type is different from that used in wINDRESP and wJOBHIST: here a job spell corresponds to a continuous spell with a single employer, while in the main panel data spells may also be defined by changes in occupation or promotions while working with the same employer. An additional spell from the responses to questions L14 to L17 is generated, if the respondent started work with their current employer before 1.9.90. Note that, for this spell the date and occupational information may be different from that collected in the employment section about the current job, since the information there relates to start of the current job, and respondents may have done more than one job in a single spell with the same employer.

The final record of this type for each individual may be one of three different kinds: a) a generated present employer record as indicated above; b) a completed record where this was the last job the respondent has had to date, and this began before 1.9.90 and has finished; c) a record containing only status and start date, where the job began after 1.9.90. In this last case further information about this job and any subsequent jobs held by the respondent will be contained in the main panel record types (e.g. AINDRESP or AJOBHIST). The type of last record is indicated by the variable CLJENST. This information is also contained in the variable CLJRST on record type CINDRESP.

The CLIFEJOB records have been checked to ensure that the spell sequence (indicated by CLJSEQ) is in ascending order of start dates. However there is some multiple job holding reported, so job spells may overlap, and end dates may not be consistently in order.

No attempt has been made to enforce consistency with the lifetime employment status history collected at wave two, and contained in record type BLIFEMST. However this history was available to the respondent, and the variable CLJESFV on record type CINDRESP indicates whether the respondent believed this to be correct. In this case, the variable CLJESFN will indicate the number of the employment status spell which should correspond to this record (=BLESHNO on record type BLIFEMST). Respondents may have held more than one job in a single employment status spell, and hence there may be more than one CLIFEJOB record corresponding to the period covered by a single BLIFEMST record. In the employment status history, full-time and part-time spells were distinguished. It is therefore possible in a limited number of cases that a single CLIFEJOB record may correspond to the period of more than one BLIFEMST record.

### **III.14. WAVE FOUR: Record Types and Wave Specific Information**

#### **III.14.1. Record Types: Wave Four**

##### **Record Type DHHSAMP**

Record Type DHHSAMP contains fieldwork control, interview outcome and weighting information. There is one record for each issued household, and records for additional households which split off from an issued household. (See the User Documentation for a detailed description of the fieldwork process.)

Respondent households, for which records DHHRESP etc will exist may be identified from the variable DIVFHO. Note that the coding frame for this variable is substantially different from that used at Wave One and at Wave Two.

Derived and additional variables are those from DXHWGHT onwards.

##### **Record Type DINDSAMP**

This record contains individual level variables derived from the Household Cover sheet. The record is keyed on DHID and DPNO. There will be one DINDSAMP record for each issued individual at each household where they were expected to be found, either at first issue, or as a result of a move uncovered during the fieldwork process, and additionally a record for each new entrant identified at a contacted household. Thus any individual may be represented by more than one DINDSAMP record, if they were understood to have moved. The variable DFINLOC enables the last household where the sample member was expected to be found to be identified.

This record will contain information about dates of departure and reasons for departure for sample members who left respondent households. It will also contain last enumeration information about sample members who have died.

##### **Record Type DINDALL**

This record contains individual level variables derived from the Household Composition Form. There is one record for each individual enumerated in a respondent household. This record is the only one containing individual level data on children and other non-respondents.

Full and Proxy respondents for whom a corresponding DINDRESP record exists may be identified from the variable DIVFIO (individual interview outcome).

Derived and additional variables are those from DAGE onwards.

See the User Documentation for a full discussion of the use of the weights contained on this record type.

### Record Type DHHRESP

This record contains data from the Household Questionnaire and household level information from the Household Composition Form for respondent households. There is one record for each household.

Households with response code 14 'telephone interview only' will have DHHRESP records, but with most variables taking the missing value code -7.

For the households with response code 43 - 'proxy taken at Wave One address' the DHHRESP record will exist, entirely consist of missing values. In addition a small number of households were missing household questionnaires - these may be identified from the variable DHHDC.

Derived and additional variables are those from DHHDC onwards. Of these, DXHWGHT DREGION and DLADISTC are direct copies of variables on record DHHSAMP.

The following variables have data for all missing cases imputed:

DMGNEW	DXPMG	DHSVAL	DRENT	DRENTG	DXPHSN
DXPHSG	DFIHHMN	DFIHHML	DFIHHMNL	DFIHHMP	DFIHHMB
DFIHHMT	DFIHHMI	DFIHHYR	DFIHHYL	DFIHHYNL	DFIHHYP
DFIHHYB	DFIHHYT	DFIHHYI			

See the User Documentation for a full discussion of imputation. Imputation flag variables are listed below:

DMGNEWI	DXPMGI	DHSVALI	DRENTI	DRENTGI	DXPHSNI
DXPHSGI	DFIHHMNI	DFIHHMLI	DFIHHMNI	DFIHHMPI	DFIHHMBI
DFIHHMTI	DFIHHMII	DFIHHYRI	DFIHHYLI	DFIHHYNI	DFIHHYPI
DFIHHYBI	DFIHHYTI	DFIHHYI			

### Record Type DINDRESP

This record contains individual data from full and proxy questionnaires. Data from the Household Composition Form is also copied to this record. Proxy and telephone respondents may be distinguished from main questionnaire respondents on the basis of the variable DIVFIO.

Proxy and telephone data is copied to equivalent full questionnaire variables. Where there is no equivalent variable, values are set to -7 (inapplicable). The variables DPRRS2I DPRIPN DPRWHY DPRFEHQ DPRSEHQ DPRFITB DPRJBFT DTELWHY etc correspond to questions which have no direct equivalent in the full questionnaire. They are inapplicable for full respondents.

A new set of variables this wave, DYPPAR to DPYHLF3, arise from questions for parents of children aged 11-15. They are primarily intended for use in conjunction with the data collected from the young person's questionnaire contained in record type DYOUTH. The variables DPYWHR1 to DPYHLF3 contain responses concerning specific children. They may be matched to the relevant child through the variables DPYPNO1, DPYPNO2 and DPYPNO3.

Data from the job history are contained on record DJOBHIST, except for a number of derived variables. Similarly detailed data on payment receipts from questions F3a - F3f are contained on record DINCOME.

Derived and additional copied variables are those from DIVFIO to DREGION and from DHGR2R onwards. The variables DREGION DHHSIZE DHHTYPE DTENURE and DFIHHMN are copied from record DHHRESP. The variables DIVFIO DIODC and DHGR2R to DHOH are copied from record DINDALL.

The following variables have data for all missing cases imputed (note that proxy cases do not have imputed values except in the case of DPRFITB):

DJ2PAY	DFIYRDI	DPRFITB	DPAYGU	DPAYNU	DPAYGTY
--------	---------	---------	--------	--------	---------

DPAYGLY	DPAYNTY	DPAYNLY	DJSPROF	DJSPAYG	DFIMNP
DFIMNB	DFIMNI	DFIMNT	DFIMNNL	DFIMNL	DFIMN
DFIYRL	DFIYRNL	DFIYRP	DFIYRB	DFIYRT	DFIYRI
DFIYR	DSPPAYG	DFIHMMN			

See the User Documentation for a full discussion of imputation. Imputation flag variables are listed below.

DJ2PAYI	DFIYRDII	DPRFITBI	DPAYGUI	DPAYNUI	DPAYGTI
DPAYGLI	DPAYNTI	DPAYNLI	DJSPROFI	DJSPAYGI	DFIMNPI
DFIMNBI	DFIMNII	DFIMNTI	DFIMNNLI	DFIMNLI	FIMNTHI
DFIYRLI	DFIYRNLI	DFIYRPI	DFIYRBI	DFIYRTI	DFIYRII
DFIYEARI	DSPPAYGI	DFIHMMNI			

### Record Type DJOBHIST

This record contains information from the employment history over the period from 1st September 1993 to the date of interview. There is one record for each spell identified at questions J12-J14, with job characteristic information from questions J16 to J31 appended where relevant.

These records will only exist for respondents whose current labour force spell began after 1.9.1992. The additional key DJSPNO, identifies the sequence of job spell, with the most recent first.

Derived variables are those from DJHENDD onwards. Where a job is with the same employer as previously mentioned and/or at the same workplace (DJHSTAT=1), then the values for DJHSIC DJHSECT and DJHSIZE are copied from the relevant record.

The following variables have all missing data imputed:

DJHGPAY	DJHNPAY
---------	---------

See the User Documentation for a full discussion of imputation. Imputation flag variables are listed below.

DJHGPAYI	DJHNPAYI
----------	----------

### Record Type DINCOME

This record contains income and payment data. There is one record for each payment recorded at question F3.

This record will only exist for respondents with one or more payments recorded at question F1, (i.e. where DNF1 is greater than 0). For each payment identified at question F1 (i.e. in variables DF101 - DF159) then there will exist at least one DINCOME record with a corresponding value of DFICODE.

In those cases where payments from multiple sources were combined in a single payments and individual receipts could not be distinguished, DINCOME records will exist for each source, but the variables DNFR or DFRVAL may indicate that multiple amounts are referred to, or that the amount is given on another record.

DFIM01L - DFIM01N are derived variables indicating the estimated amount received in each month, taking into account joint receipt and changes in welfare benefit levels. These calculations depend on the variable DFRJTVF, which is a flag variable identifying whether a reported jointly received payment can be matched to any other persons payment. The code constructing these variables is in the procedure M4DV.DFIM.

The following variables have all missing data imputed:

DFRVAL	DFIM09L to DFIM01N
--------	--------------------

See the User Documentation for a full discussion of imputation. Imputation flag variables are listed below. Note that a value is not imputed where the missing value code is -3 'amount included elsewhere'.

DFRVALI (This also implies imputation on DFIM09L to DFIM12T)

### **Record Type DEGOALT**

This record provides a mechanism for identifying the relationship of each individual in a household to all others. There are two records for each relationship pair to separately identify the relationship in either direction (e.g. one record identifies that person 1 is the parent of person 3, while another record identifies that person 3 is the child of person 1). The relationship codes are not gendered, so the sex of each person is also given.

The relationship given is that of the second person to the first (e.g. if DPNO = 1 and DOPNO = 3 and DREL = 4 (natural child)) then person 3 is the natural child of person 1.

The variable DLWSTAT allows the computation of household composition change measures since Wave Three. DNWSTAT allows computation of household change measures between Wave Four and Wave Five.

### **Record Type DYOUTH**

This record type contains the responses to the Young persons questionnaire, asked of children aged 11 to 15 on 1st December 1994. There will be one record for each respondent young person. Such respondents have the value 21 for the final interview outcome variable DIVFIO. The variable DYPWGHT contains an individual cross-sectional weight to be used specifically with the youth responses. The contains the normal key variables DHID and DPNO, and children may be matched to information about their parents through the record DEGOALT. See the note to record type DINDRESP above for a discussion of corresponding parental questions. Note that these questions are asked of both natural parents and step parents.

Cooperating young person respondents will have a value of 21 on the interview outcome variable DIVFIO, on record type DINDALL.

## **III.15. WAVE FIVE: Record Types and Wave Specific Information**

### **Record Type EHHSAMP**

Record Type EHHSAMP contains fieldwork control, interview outcome and weighting information. There is one record for each issued household, and records for additional households which split off from an issued household. (See the User Documentation for a detailed description of the fieldwork process.) Respondent households, for which records EHHRESP etc will exist may be identified from the variable EIVFHO. Note that the coding frame for this variable is substantially different from that used at Wave One and at Wave Two.

Derived and additional variables are those from EXHWGHT onwards.

### **Record Type EINDSAMP**

This record contains individual level variables derived from the Household Cover sheet. The record is keyed on EHID and EPNO. There will be one EINDSAMP record for each issued individual at each household where they were expected to be found, either at first issue, or as a result of a move uncovered during the fieldwork process, and additionally a record for each new entrant identified at a contacted household. Thus any individual may be represented by more than one EINDSAMP record, if they were understood to have moved. The variable EFINLOC enables the last household where the sample member was expected to be found to be identified.

This record will contain information about dates of departure and reasons for departure for sample members who left respondent households. It will also contain last enumeration information about sample members who have died.

### Record Type EINDALL

This record contains individual level variables derived from the Household Composition Form. There is one record for each individual enumerated in a respondent household. This record is the only one containing individual level data on children and other non-respondents.

Full and Proxy respondents for whom a corresponding EINDRESP record exists may be identified from the variable EIVFIO (individual interview outcome).

Derived and additional variables are those from EAGE onwards.

### Record Type EHHRESP

This record contains data from the Household Questionnaire and household level information from the Household Composition Form for respondent households. There is one record for each household.

Households with response code 16 'telephone interview only' will have EHHRESP records, but with most variables taking the missing value code -7.

For the households with response code 15 - 'proxy taken at Wave One address' the EHHRESP record will exist, entirely consist of missing values. In addition a small number of households were missing household questionnaires - these may be identified from the variable EHHDC.

Derived and additional variables are those from EHHDC onwards. Of these, EXHWGHT EREGION and ELADISTC are direct copies of variables on record EHHSAMP.

The following variables have data for all missing cases imputed:

EMGNEW	EXPMG	EHSVAL	ERENT	ERENTG	EXPHSN
EXPHSG	EFIHHMN	EFIHHML	EFIHHMNL	EFIHHMP	EFIHHMB
EFIHHMT	EFIHHMI	EFIHHYR	EFIHHYL	EFIHHYNL	EFIHHYP
EFIHHYB	EFIHHYT	EFIHHYI			

See the User Documentation for a full discussion of imputation. Imputation flag variables are listed below:

EMGNEWI	EXPMGI	EHSVALI	ERENTI	ERENTGI	EXPHSNI
EXPHSGI	EFIHHMNI	EFIHHMLI	EFIHMNLI	EFIHHMPI	EFIHHMBI
EFIHHMTI	EFIHHMII	EFIHHYRI	EFIHHYLI	EFIHHYNI	EFIHHYPI
EFIHHYBI	EFIHHYTI	EFIHHYI			

### Record Type EINDRESP

This record contains individual data from full and proxy questionnaires. Data from the Household Composition Form is also copied to this record. Proxy and telephone respondents may be distinguished from main questionnaire respondents on the basis of the variable EIVFIO.

Proxy and telephone data is copied to equivalent full questionnaire variables. Where there is no equivalent variable, values are set to -7 (inapplicable). The variables EPRRS2I EPRIPN EPRWHY EPRFEHQ EPRSEHQ EPRFITB EPRJBFT ETELWHY etc correspond to questions which have no direct equivalent in the full questionnaire. They are inapplicable for full respondents.

The variables EYPPAR to EPYSTS3 arise from questions for parents of children aged 11-15. They are primarily intended for use in conjunction with the data collected from the young person's questionnaire contained in record type EYOUTH. The variables with final digit 1, 2 or 3 contain responses concerning specific children. They may be matched to the relevant child through the variables EPYPNO1, EPYPNO2 and EPYPNO3 which contain the EPNO of the relevant child.

Data from the job history are contained on record EJOBHIST, except for a number of derived variables. Similarly detailed data on payment receipts from questions F3a - F3f are contained on record EINCOME.

Derived and additional copied variables are those from EIVFIO to EREGION and from EHGR2R

onwards. The variables EREGION EHHSIZE EHHTYPE ETENURE and EFIHHMN are copied from record EHHRESP. The variables EIVFIO EIODC and EHGR2R to EHOH are copied from record EINDALL.

The following variables have data for all missing cases imputed (note that proxy cases do not have imputed values except in the case of EPRFITB):

EJ2PAY	EFIYRDI	EPRFITB	EPAYGU	EPAYNU	EPAYGTY
EPAYGLY	EPAYNTY	EPAYNLY	EJSPROF	EJSPAYG	EFIMNP
EFIMNB	EFIMNI	EFIMNT	EFIMNLI	EFIMNL	EFIMN
EFIYRL	EFIYRNL	EFIYRP	EFIYRB	EFIYRT	EFIYRI
EFIYR	ESPPAYG	EFIHHMN			

See the User Documentation for a full discussion of imputation. Imputation flag variables are listed below.

EJ2PAYI	EFIYRDII	EPRFITBI	EPAYGUI	EPAYNUI	EPAYGTI
EPAYGLI	EPAYNTI	EPAYNLI	EJSPROFI	EJSPAYGI	EFIMNPI
EFIMNBI	EFIMNII	EFIMNTI	EFIMNLI	EFIMNLI	FIMNTHI
EFIYRLI	EFIYRNLI	EFIYRPI	EFIYRBI	EFIYRTI	EFIYRII
EFIYEARI	ESPPAYGI	EFIHHMNI			

### Record Type **EJOBHIST**

This record contains information from the employment history over the period from 1st September 1993 to the date of interview. There is one record for each spell identified at questions J12-J14, with job characteristic information from questions J16 to J31 appended where relevant.

These records will only exist for respondents whose current labour force spell began after 1.9.1994. The additional key EJSPNO, identifies the sequence of job spell, with the most recent first.

Derived variables are those from EJHENDD onwards. Where a job is with the same employer as previously mentioned and/or at the same workplace (EJHSTAT=1), then the values for EJHSIC EJHSECT and EJHSIZE are copied from the relevant record.

The following variables have all missing data imputed:

EJHGPAY	EJHNPAY
---------	---------

See the User Documentation for a full discussion of imputation. Imputation flag variables are listed below.

EJHGPAYI,	EJHNPAYI
-----------	----------

### Record Type **EINCOME**

This record contains income and payment data. There is one record for each payment recorded at question F3.

This record will only exist for respondents with one or more payments recorded at question F1, (i.e. where ENF1 is greater than 0). For each payment identified at question F1 (i.e. in variables EF101 - EF159) then there will exist at least one EINCOME record with a corresponding value of EFICODE.

In those cases where payments from multiple sources were combined in a single payments and individual receipts could not be distinguished, EINCOME records will exist for each source, but the variables ENFR or EFRVAL may indicate that multiple amounts are referred to, or that the amount is given on another record.

EFIM01L - EFIM01N are derived variables indicating the estimated amount received in each month, taking into account joint receipt and changes in welfare benefit levels. These calculations depend on the variable EFRJTVF, which is a flag variable identifying whether a reported jointly received payment can be matched to any other persons payment. The code constructing these variables is in the procedure M5DV.EFIM.



The following variables have all missing data imputed:

EFRVAL      EFIM09L to EFIM01N

See the User Documentation for a full discussion of imputation. Imputation flag variables are listed below. Note that a value is not imputed where the missing value code is -3 'amount included elsewhere'.

EFIVALI (This also implies imputation on EFIM09L to EFIM12T)

### **Record Type EEGOALT**

This record provides a mechanism for identifying the relationship of each individual in a household to all others. There are two records for each relationship pair to separately identify the relationship in either direction (e.g. one record identifies that person 1 is the parent of person 3, while another record identifies that person 3 is the child of person 1). The relationship codes are not gendered, so the sex of each person is also given.

The relationship given is that of the second person to the first (e.g. if EPNO = 1 and EOPNO = 3 and EREL = 4 (natural child)) then person 3 is the natural child of person 1.

The variable ELWSTAT allows the computation of household composition change measures since Wave Two.

### **Record Type EYOUTH**

This record type contains the responses to the Young persons questionnaire, asked of children aged 11 to 15 on 1st December 1995. There will be one record for each respondent young person. Such respondents have the value 21 for the final interview outcome variable EIVFIO. The variable EYPWGHT contains an individual cross-sectional weight to be used specifically with the youth responses. The record contains the normal key variables EHID and EPNO, and children may be matched to information about their parents through the record EEGOALT. See the note to record type EINDRESP above for a discussion of corresponding parental questions. Note that these questions are asked of both natural parents and step parents.

Cooperating young person respondents will have a value of 21 on the interview outcome variable EIVFIO, on record type EINDALL.

## **III.16. WAVE SIX: Record Types and Wave Specific Information**

### **Record Type FHHSAMP**

Record Type FHHSAMP contains fieldwork control, interview outcome and weighting information. There is one record for each issued household, and records for additional households which split off from an issued household. (See the User Documentation for a detailed description of the fieldwork process.)

Respondent households, for which records FHHRESP etc will exist may be identified from the variable FIVFHO. Note that the coding frame for this variable is substantially different from that used at Wave One.

Derived and additional variables are those from FXHWGHT onwards.

### **Record Type FINDSAMP**

This record contains individual level variables derived from the Household Cover sheet. The record is keyed on FHID and FPNO. There will be one FINDSAMP record for each issued individual at each household where they were expected to be found, either at first issue, or as a result of a move uncovered during the fieldwork process, and additionally a record for each new entrant identified at a contacted household. Thus any individual may be represented by more than one FINDSAMP record, if they were understood to have moved. The variable FFINLOC enables the last household where the sample member was expected to be found to be identified.

This record will contain information about dates of departure and reasons for departure for sample members who left respondent households. It will also contain last enumeration information about sample members who have died.

### Record Type FINDALL

This record contains individual level variables derived from the Household Composition Form. There is one record for each individual enumerated in a respondent household. This record is the only one containing individual level data on children and other non-respondents.

Full and Proxy respondents for whom a corresponding FINDRESP record exists may be identified from the variable FIVFIO (individual interview outcome).

Derived and additional variables are those from FAGE onwards.

See the User Documentation for a full discussion of the use of the weights contained on this record type.

### Record Type FHHRESP

This record contains data from the Household Questionnaire and household level information from the Household Composition Form for respondent households. There is one record for each household.

Households with response code 14 'telephone interview only' will have FHHRESP records, but with most variables taking the missing value code -7.

For the households with response code 15 - 'proxy taken at Wave One address' the FHHRESP record will exist, entirely consist of missing values. In addition a small number of households were missing household questionnaires - these may be identified from the variable FHHDC.

Derived and additional variables are those from FHHDC onwards. Of these, FXHWGHT FREGION and FLADISTC are direct copies of variables on record FHHSAMP.

The following variables have data for all missing cases imputed:

FMGNEW	FXPMG	FHSVAL	FRENT	FRENTG	FXPHSN
FXPHSG	FFIHHMN	FFIHHML	FFIHHMNL	FFIHHMP	FFIHHMB
FFIHHMT	FFIHHMI	FFIHHYR	FFIHHYL	FFIHHYNL	FFIHHYP
FFIHHYB	FFIHHYT	FFIHHYI			

See the User Documentation for a full discussion of imputation. Imputation flag variables are listed below:

FMGNEWI	FXPMGI	FHSVALI	FRENTI	FRENTGI	FXPHSNI
FXPHSGI	FFIHHMNI	FFIHHMLI	FFIHMNLI	FFIHHMPI	FFIHHMBI
FFIHHMTI	FFIHHMII	FFIHHYRI	FFIHHYLI	FFIHHYNI	FFIHHYPI
FFIHHYBI	FFIHHYTI	FFIHHYI			

### Record Type FINDRESP

This record contains individual data from full and proxy questionnaires. Data from the Household Composition Form is also copied to this record. Proxy and telephone respondents may be distinguished from main questionnaire respondents on the basis of the variable FIVFIO.

Proxy and telephone data is copied to equivalent full questionnaire variables. Where there is no equivalent variable, values are set to -7 (inapplicable). The variables FPRRS2I FPRIPN FPRWHY FPRFEHQ FPRSEHQ FPRFITB FPRJBFT FTELWHY etc correspond to questions which have no direct equivalent in the full questionnaire. They are inapplicable for full respondents.

The variables FYPPAR to FPYSTS3 arise from questions for parents of children aged 11-15. They are primarily intended for use in conjunction with the data collected from the young person's questionnaire contained in record type FYOUTH. The variables with final digit 1, 2 or 3 contain responses concerning specific children. They may be matched to the relevant child through the variables FPYPNO1,

FPYPNO2 and FPYPNO3 which contain the FPNO of the relevant child.

Data from the job history are contained on record FJOBHIST, except for a number of derived variables. Similarly detailed data on payment receipts from questions F3a - F3f are contained on record FINCOME.

Derived and additional copied variables are those from FIVFIO to FREGION and from FHGR2R onwards. The variables FREGION FHHSIZE FHHTYPE FTENURE and FFIHMMN are copied from record FHHRESP. The variables FIVFIO FIODC and FHGR2R to FHOH are copied from record FINDALL.

The following variables have data for all missing cases imputed (note that proxy cases do not have imputed values except in the case of FPRFITB):

FJ2PAY	FFIYRDI	FPRFITB	FPAYGU	FPAYNU	FPAYGTY
FPAYGLY	FPAYNTY	FPAYNLY	FJSPROF	FJSPAYG	FFIMNP
FFIMNB	FFIMNI	FFIMNT	FFIMNLI	FFIMNL	FFIMN
FFIYRL	FFIYRNL	FFIYRP	FFIYRB	FFIYRT	FFIYRI
FFIYR	FSPPAYG	FFIHHMN			

See the User Documentation for a full discussion of imputation. Imputation flag variables are listed below.

FJ2PAYI	FFIYRDI	FPRFITBI	FPAYGUI	FPAYNUI	FPAYGTI
FPAYGLI	FPAYNTI	FPAYNLI	FJSPROFI	FJSPAYGI	FFIMNPI
FFIMNBI	FFIMNII	FFIMNTI	FFIMNLI	FFIMNLI	FIMNTHI
FFIYRLI	FFIYRNLI	FFIYRPI	FFIYRBI	FFIYRTI	FFIYRII
FFIYEARI	FSPPAYGI	FFIHHMNI			

### Record Type FJOBHIST

This record contains information from the employment history over the period from 1st September 1993 to the date of interview. There is one record for each spell identified at questions J12-J14, with job characteristic information from questions J16 to J31 appended where relevant.

These records will only exist for respondents whose current labour force spell began after 1.9.1993. The additional key FJSPNO, identifies the sequence of job spell, with the most recent first.

Derived variables are those from FJHENDD onwards. Where a job is with the same employer as previously mentioned and/or at the same workplace (FJHSTAT=1), then the values for FJHSIC FJHSECT and FJHSIZE are copied from the relevant record.

The following variables have all missing data imputed:

FJHGPAY	FJHNPAY
---------	---------

See the User Documentation for a full discussion of imputation. Imputation flag variables are listed below.

FJHGPAYI	FJHNPAYI
----------	----------

### Record Type FINCOME

This record contains income and payment data. There is one record for each payment recorded at question F3.

This record will only exist for respondents with one or more payments recorded at question F1, (i.e. where FNF1 is greater than 0). For each payment identified at question F1 (i.e. in variables FF101 - FF159) then there will exist at least one FINCOME record with a corresponding value of FFICODE.

In those cases where payments from multiple sources were combined in a single payments and individual receipts could not be distinguished, FINCOME records will exist for each source, but the variables FNFR or FFRVAL may indicate that multiple amounts are referred to, or that the amount is

given on another record.

FFIM01L - FFIM01N are derived variables indicating the estimated amount received in each month, taking into account joint receipt and changes in welfare benefit levels. These calculations depend on the variable FFRJTVF, which is a flag variable identifying whether a reported jointly received payment can be matched to any other persons payment. The code constructing these variables is in the procedure M2DV.CFIM.

The following variables have all missing data imputed:

FFRVAL            FFIM09L to FFIM01N

See the User Documentation for a full discussion of imputation. Imputation flag variables are listed below. Note that a value is not imputed where the missing value code is -3 'amount included elsewhere'.

FFRVALI (This also implies imputation on FFIM09L to FFIM12T)

### **Record Type FEGOALT**

This record provides a mechanism for identifying the relationship of each individual in a household to all others. There are two records for each relationship pair to separately identify the relationship in either direction (e.g. one record identifies that person 1 is the parent of person 3, while another record identifies that person 3 is the child of person 1). The relationship codes are not gendered, so the sex of each person is also given.

The relationship given is that of the second person to the first (e.g. if FPNO = 1 and FOPNO = 3 and FREL = 4 (natural child)) then person 3 is the natural child of person 1.

The variable FLWSTAT allows the computation of household composition change measures since Wave Five.

### **Record type FYOUTH**

This record type contains responses to the Young persons questionnaire, asked of children aged 11 to 15 on 1st December 1996. There will be one record for each respondent young person. Such respondents have the value 21 for the final interview outcome variable FIVFIO. The variable FYPWGHT contains an individual cross-sectional weight to be used specifically with the young person responses. The record contains the normal key variables FHID and FPNO, and children may be matched to their parents through the record FEGOALT. See the note to the record type FINDRESP above for a discussion of corresponding parental questions. Note that these questions are asked of both natural parents and step parents.

## **III.17. WAVE SEVEN: Record Types and Wave Specific Information**

### **Record Type GHHSAMP**

Record Type GHHSAMP contains fieldwork control, interview outcome and weighting information. There is one record for each issued household, and records for additional households which split off from an issued household. (See the User Documentation for a detailed description of the fieldwork process.)

Respondent households, for which records GHHRESP etc will exist may be identified from the variable GIVFHO. Note that the coding frame for this variable is substantially different from that used at Wave One. Cases from the former ECHP sample can be identified from the variable GHHORIG.

Derived and additional variables are those from GXHWGHT onwards.

### **Record Type GINDSAMP**

This record contains individual level variables derived from the Household Cover sheet. The record is keyed on GHID and GPNO. There will be one GINDSAMP record for each issued individual at each household where they were expected to be found, either at first issue, or as a result of a move

uncovered during the fieldwork process, and additionally a record for each new entrant identified at a contacted household. Thus any individual may be represented by more than one GINDSAMP record, if they were understood to have moved. The variable GFINLOC enables the last household where the sample member was expected to be found to be identified. Cases from the former ECHP sample can be identified from the variable GMEMORIG.

This record will contain information about dates of departure and reasons for departure for sample members who left respondent households. It will also contain last enumeration information about sample members who have died.

### Record Type GINDALL

This record contains individual level variables derived from the Household Composition Form. There is one record for each individual enumerated in a respondent household. This record is the only one containing individual level data on children and other non-respondents.

Full and Proxy respondents for whom a corresponding GINDRESP record exists may be identified from the variable GIVFIO (individual interview outcome). Cases, new at this wave, from the former ECHP sample can be identified from the variable GMEMORIG.

Derived and additional variables are those from GAGE onwards.

See the User Documentation for a full discussion of the use of the weights contained on this record type.

### Record Type GHHRESP

This record contains data from the Household Questionnaire and household level information from the Household Composition Form for respondent households. There is one record for each household.

Households with response code 14 'telephone interview only' will have GHHRESP records, but with most variables taking the missing value code -7.

For the households with response code 43 - 'proxy taken at Wave One address' the GHHRESP record will exist, entirely consist of missing values. In addition a small number of households were missing household questionnaires - these may be identified from the variable GHHDC. Cases, new at this wave, from the former ECHP sample can be identified from the variable GHHORIG.

Derived and additional variables are those from GHHDC onwards. Of these, GXHWGHT GREGION and GLADISTC are direct copies of variables on record GHHSAMP.

The following variables have data for all missing cases imputed:

GMGNEW	GXPMG	GHSVAL	GRENT	GRENTG	GXPHSN
GXPMSG	GFIHMMN	GFIHHML	GFIHMMNL	GFIHHMP	GFIHHMB
GFIHHMT	GFIHHMI	GFIHHYR	GFIHHYL	GFIHHYNL	GFIHHYP
GFIHHYB	GFIHHYT	GFIHHYI			

See the User Documentation for a full discussion of imputation. Imputation flag variables are listed below:

GMGNEWI	GXPMGI	GHSVALI	GRENTI	GRENTGI	GXPHSNI
GXPMSGI	GFIHMMNI	GFIHHMLI	GFIHMMNLI	GFIHHMPI	GFIHHMBI
GFIHHMTI	GFIHHMII	GFIHHYRI	GFIHHYLI	GFIHHYNI	GFIHHYPI
GFIHHYBI	GFIHHYTI	GFIHHYII			

### Record Type GINDRESP

This record contains individual data from full and proxy questionnaires. Data from the Household Composition Form is also copied to this record. Proxy and telephone respondents may be distinguished from main questionnaire respondents on the basis of the variable GIVFIO.

Proxy and telephone data is copied to equivalent full questionnaire variables. Where there is no equivalent variable, values are set to -7 (inapplicable). The variables GPRRS2I GPRIPN GPRWHY GPRFEHQ GPRSEHQ GPRFITB GPRJBFT GTELWHY etc correspond to questions which have no direct equivalent in the full questionnaire. They are inapplicable for full respondents.

Data from the job history are contained on record GJOBHIST, except for a number of derived variables. Similarly detailed data on payment receipts from questions F3a - F3f are contained on record GINCOME.

Cases, new at this wave, from the former ECHP sample can be identified from the variable GMEMORIG. These cases are all treated as new entrants. The extension of the sample to Northern Ireland implies an extension of the coding frames for newspaper readership and political support questions. In order to provide a bridge to previous ECHP data, the start of the reference period for income and job history data for the sub-sample was 1 January 1996, rather than 1 September 1996 as for the main sample. As a result five new variables were introduced in parallel with main BHPS data, GJBBGLYE (instead of GJBBGLY), GPAYLYE, GPAYLWE, GPAYLGE (for GPAYLY, GPAYLW, GPAYLG), and GCJSBLYE (for GCJSBLY). Values for GJBBGLY and GCJSBLY were also computed for ECHP cases. See also the note to record types GJOBHIST and GINCOME.

Derived and additional copied variables are those from GIVFIO to GREGION and from GHGR2R onwards. The variables GREGION GHHSIZE GHHTYPE GTENURE and GFIHHMN are copied from record GHHRESP. The variables GIVFIO GIODC and GHGR2R to GHOH are copied from record GINDALL.

The following variables have data for all missing cases imputed (note that proxy cases do not have imputed values except in the case of GPRFITB):

GJ2PAY	GFIYRDI	GPRFITB	GPAYGU	GPAYNU	GPAYGTY
GPAYGLY	GPAYNTY	GPAYNLY	GJSPROF	GJSPAYG	GFIMNP
GFIMNB	GFIMNI	GFIMNT	GFIMNNL	GFIMNL	GFIMN
GFIYRL	GFIYRNL	GFIYRP	GFIYRB	GFIYRT	GFIYRI
GFIYR	GSPPAYG	GFIHHMN			

See the User Documentation for a full discussion of imputation. Imputation flag variables are listed below.

GJ2PAYI	GFIYRDII	GPRFITBI	GPAYGUI	GPAYNUI	GPAYGTI
GPAYGLI	GPAYNTI	GPAYNLI	GJSPROFI	GJSPAYGI	GFIMNPI
GFIMNBI	GFIMNII	GFIMNTI	GFIMNNLI	GFIMNLI	FIMNTHI
GFIYRLI	GFIYRNLI	GFIYRPI	GFIYRBI	GFIYRTI	GFIYRII
GFIYEARI	GSPPAYGI	GFIHHMNI			

## Record Type GJOBHIST

This record contains information from the employment history over the period from 1st September 1996 to the date of interview. There is one record for each spell identified at questions J12-J14, with job characteristic information from questions J16 to J31 appended where relevant.

For the main sample, these records will only exist for respondents whose current labour force spell began after 1.9.1996. Some records relate to members of the ECHP sub-sample, introduced at this wave. These can be identified from the variable GMEMORIG on record type GINDRESP. Some of the records for these cases cover spells which ended before 1.9.96. This is because the ECHP reference period began at 1.1.96, as indicated on the note to record type GINDRESP. These records can be identified from the flag variable GJHEPFLG. The additional key GJSPNO, identifies the sequence of job spell, with the most recent first.

Derived variables are those from GJHENDD onwards. Where a job is with the same employer as previously mentioned and/or at the same workplace (GJHSTAT=1), then the values for GJHSIC GJHSECT and GJHSIZE are copied from the relevant record.

The following variables have all missing data imputed:

## GJHGPAY GJHNPAY

See the User Documentation for a full discussion of imputation. Imputation flag variables are listed below.

GJHGPAYI, GJHNPAYI

## Record Type GINCOME

This record contains income and payment data. There is one record for each payment recorded at question F3.

This record will only exist for respondents with one or more payments recorded at question F1, (i.e. where GNF1 is greater than 0). For each payment identified at question F1 (i.e. in variables GF101 - GF159) then there will exist at least one GINCOME record with a corresponding value of GFICODE.

In those cases where payments from multiple sources were combined in a single payments and individual receipts could not be distinguished, GINCOME records will exist for each source, but the variables GNFR or GFRVAL may indicate that multiple amounts are referred to, or that the amount is given on another record.

GFIM01L - GFIM01N are derived variables indicating the estimated amount received in each month, taking into account joint receipt and changes in welfare benefit levels. These calculations depend on the variable GFRJTVF, which is a flag variable identifying whether a reported jointly received payment can be matched to any other persons payment. The code constructing these variables is in the procedure M7DV.CFIM.

Some records will relate to cases from the ECHP sub-sample. These can be identified from the variable GMEMORIG on record type GINDRESP. These cases use a longer reference period, back to January 1996, as indicated on the note to record type GINDRESP. These cases should have valid values for the variables GFREC01 to GFREC08, and also GFIM01L to GFIM08L.

The following variables have all missing data imputed:

GFRVAL GFIM09L to GFIM01N

See the User Documentation for a full discussion of imputation. Imputation flag variables are listed below. Note that a value is not imputed where the missing value code is -3 'amount included elsewhere'.

GFRVALI (This also implies imputation on GFIM09L to GFIM12T)

## Record Type GEGOALT

This record provides a mechanism for identifying the relationship of each individual in a household to all others. There are two records for each relationship pair to separately identify the relationship in either direction (e.g. one record identifies that person 1 is the parent of person 3, while another record identifies that person 3 is the child of person 1). The relationship codes are not gendered, so the sex of each person is also given.

The relationship given is that of the second person to the first (e.g. if GPNO = 1 and GOPNO = 3 and GREL = 4 (natural child)) then person 3 is the natural child of person 1.

The variable GLWSTAT allows the computation of household composition change measures since Wave Two.

## Record Type GYOUTH

This record type contains responses to the Young persons questionnaire, asked of children aged 11 to 15 on 1st December 1997. There will be one record for each respondent young person. Such respondents have the value 21 for the final interview outcome variable GIVFIO. The variable GYPWGHT contains an individual cross-sectional weight to be used specifically with the young person responses. The record contains the normal key variables GHID and GPNO, and children may be

matched to their parents through the record GEGOALT. See the note to the record type GINDRESP above for a discussion of corresponding parental questions. Note that these questions are asked of both natural parents and step parents. Children aged 11 to 15 in the ECHP sub-sample were not eligible for the young persons questionnaire at this wave.

### **III.18. WAVE EIGHT: Record Types and Wave Specific Information**

#### **Record Type HHSAMP**

Record Type HHSAMP contains fieldwork control, interview outcome and weighting information. There is one record for each issued household, and records for additional households which split off from an issued household. (See the User Documentation for a detailed description of the fieldwork process.)

Respondent households, for which records HHHRESP etc will exist may be identified from the variable HIVFHO. Note that the coding frame for this variable is substantially different from that used at Wave One. Cases from the former ECHP sample can be identified from the variable HHHORIG.

Derived and additional variables are those from HXHWGHT onwards.

#### **Record Type HINDSAMP**

This record contains individual level variables derived from the Household Cover sheet. The record is keyed on HHID and HPNO. There will be one HINDSAMP record for each issued individual at each household where they were expected to be found, either at first issue, or as a result of a move uncovered during the fieldwork process, and additionally a record for each new entrant identified at a contacted household. Thus any individual may be represented by more than one HINDSAMP record, if they were understood to have moved. The variable HFINLOC enables the last household where the sample member was expected to be found to be identified. Cases from the former ECHP sample can be identified from the variable HMEMORIG.

This record will contain information about dates of departure and reasons for departure for sample members who left respondent households. It will also contain last enumeration information about sample members who have died.

#### **Record Type HINDALL**

This record contains individual level variables derived from the Household Composition Form. There is one record for each individual enumerated in a respondent household. This record is the only one containing individual level data on children and other non-respondents.

Full and Proxy respondents for whom a corresponding HINDRESP record exists may be identified from the variable HIVFIO (individual interview outcome). Cases, introduced at wave seven, from the former ECHP sample can be identified from the variable HMEMORIG.

Derived and additional variables are those from HAGE onwards.

See the User Documentation for a full discussion of the use of the weights contained on this record type.

#### **Record Type HHHRESP**

This record contains data from the Household Questionnaire and household level information from the Household Composition Form for respondent households. There is one record for each household.

Households with response code 14 'telephone interview only' will have HHHRESP records, but with most variables taking the missing value code -7.

For the households with response code 43 - 'proxy taken at Wave One address' the HHHRESP record will exist, entirely consist of missing values. In addition a small number of households were missing household questionnaires - these may be identified from the variable HHHDC. Cases, new at wave seven, from the former ECHP sample can be identified from the variable HHHORIG.



Derived and additional variables are those from HHHDC onwards. Of these, HXHWGHT HREGION and HLADISTC are direct copies of variables on record HHHSAMP.

The following variables have data for all missing cases imputed:

HMGNEW	HXPMG	HHSVAL	HRENT	HRENTG	HXPHSN
HXPHSG	HFIHHMN	HFIHHML	HFIHHMNL	HFIHHMP	HFIHHMB
HFIHHMT	HFIHHMI	HFIHHYR	HFIHHYL	HFIHHYNL	HFIHHYP
HFIHHYB	HFIHHYT	HFIHHYI			

See the User Documentation for a full discussion of imputation. Imputation flag variables are listed below:

HMGNEWI	HXPMGI	HHSVALI	HRENTI	HRENTGI	HXPHSNI
HXPHSGI	HFIHHMNI	HFIHHMLI	HFIHMNLI	HFIHHMPI	HFIHHMBI
HFIHHMTI	HFIHHMII	HFIHHYRI	HFIHHYLI	HFIHHYNI	HFIHHYPI
HFIHHYBI	HFIHHYTI	HFIHHYI			

### Record Type HINDRESP

This record contains individual data from full and proxy questionnaires. Data from the Household Composition Form is also copied to this record. Proxy and telephone respondents may be distinguished from main questionnaire respondents on the basis of the variable HIVFIO.

From Wave Eight, the means of collection of data on education, training and qualifications has been restructured, based around full-time education spells and other periods of education and training, and the qualifications associated with these spells. Data from these spells, based on questions D19-D27 and D70-D78, have been 'flattened' with up to two full-time spells, and up to three other spells. Previous wave variables for qualifications attained in the last year wQFX to wQFXN and wQFEDX to wNQFEXK, are retained as derived variables, based on the new data structure. Some specific variables however are dropped since they cannot be computed.

Proxy and telephone data is copied to equivalent full questionnaire variables. Where there is no equivalent variable, values are set to -7 (inapplicable). The variables HPRRS2I HPRIPN HPRWHY HPRFEHQ HPRSEHQ HPRFITB HPRJBFT HTELWHY etc correspond to questions which have no direct equivalent in the full questionnaire. They are inapplicable for full respondents.

Data from the job history are contained on record HJOBHIST, except for a number of derived variables. Similarly detailed data on payment receipts from questions F3a - F3f are contained on record HINCOME.

Cases, new at wave seven, from the former ECHP sample can be identified from the variable HMEMORIG.

Derived and additional copied variables are those from HIVFIO to HREGION and from HHGR2R onwards. The variables HREGION HHHSIZE HHHTYPE HTENURE and HFIHHMN are copied from record HHHRESP. The variables HIVFIO HIODC and HHGR2R to HHOH are copied from record HINDALL.

The following variables have data for all missing cases imputed (note that proxy cases do not have imputed values except in the case of HPRFITB):

HJ2PAY	HFIYRDI	HPRFITB	HPAYGU	HPAYNU	HPAYGTY
HPAYGLY	HPAYNTY	HPAYNLY	HJSPROF	HJSPAYG	HFIMNP
HFIMNB	HFIMNI	HFIMNT	HFIMNNL	HFIMNL	HFIMN
HFIYRL	HFIYRNL	HFIYRP	HFIYRB	HFIYRT	HFIYRI
HFIYR	HSPPAYG	HFIHHMN			

See the User Documentation for a full discussion of imputation. Imputation flag variables are listed below.

HJ2PAYI	HFIYRDII	HPRFITBI	HPAYGUI	HPAYNUI	HPAYGTI
HPAYGLI	HPAYNTI	HPAYNLI	HJSPROFI	HJSPAYGI	HFIMNPI
HFIMNBI	HFIMNII	HFIMNTI	HFIMNLI	HFIMNLI	HIMNTHI
HFIYRLI	HFIYRNLI	HFIYRPI	HFIYRBI	HFIYRTI	HFIYRII
HFIYEARI	HSPPAYGI	HFIHHMNI			

### Record Type HJOBHIST

This record contains information from the employment history over the period from 1st September 1997 to the date of interview. There is one record for each spell identified at questions J12-J14, with job characteristic information from questions J16 to J31 appended where relevant.

These records will only exist for respondents whose current labour force spell began after 1.9.1997. Some records relate to members of the ECHP sub-sample, introduced at wave seven. These can be identified from the variable HMEMORIG on record type HINDRESP. The additional key HJSPNO, identifies the sequence of job spell, with the most recent first.

Derived variables are those from HJHENDD onwards. Where a job is with the same employer as previously mentioned and/or at the same workplace (HJHSTAT=1), then the values for HJHSIC HJHSECT and HJHSIZE are copied from the relevant record.

The following variables have all missing data imputed:

HJHGPAY HJHNPAY

See the User Documentation for a full discussion of imputation. Imputation flag variables are listed below.

HJHGPAYI, HJHNPAYI

### Record Type HINCOME

This record contains income and payment data. There is one record for each payment recorded at question F3.

This record will only exist for respondents with one or more payments recorded at question F1, (i.e. where HNF1 is greater than 0). For each payment identified at question F1 (i.e. in variables HF101 - HF159) then there will exist at least one HINCOME record with a corresponding value of HFICODE.

In those cases where payments from multiple sources were combined in a single payments and individual receipts could not be distinguished, HINCOME records will exist for each source, but the variables HNFR or HFRVAL may indicate that multiple amounts are referred to, or that the amount is given on another record.

HFIM01L - HFIM01N are derived variables indicating the estimated amount received in each month, taking into account joint receipt and changes in welfare benefit levels. These calculations depend on the variable HFRJTVF, which is a flag variable identifying whether a reported jointly received payment can be matched to any other persons payment. The code constructing these variables is in the procedure M8DV.HFIM.

Some records will relate to cases from the ECHP sub-sample, introduced at wave seven. These can be identified from the variable HMEMORIG on record type HINDRESP.

The following variables have all missing data imputed:

HFRVAL HFIM09L to HFIM01N

See the User Documentation for a full discussion of imputation. Imputation flag variables are listed below. Note that a value is not imputed where the missing value code is -3 'amount included elsewhere'.

hFRVALI (This also implies imputation on HFIM09L to HFIM12T)

### **Record Type HEGOALT**

This record provides a mechanism for identifying the relationship of each individual in a household to all others. There are two records for each relationship pair to separately identify the relationship in either direction (e.g. one record identifies that person 1 is the parent of person 3, while another record identifies that person 3 is the child of person 1). The relationship codes are not gendered, so the sex of each person is also given.

The relationship given is that of the second person to the first (e.g. if HPNO = 1 and HOPNO = 3 and HREL = 4 (natural child)) then person 3 is the natural child of person 1.

The variable HLWSTAT and HNWSTAT allows the computation of household composition change measures since Wave Two.

### **Record Type HYOUTH**

This record type contains responses to the Young persons questionnaire, asked of children aged 11 to 15 on 1st December 1998. There will be one record for each respondent young person. Such respondents have the value 21 for the final interview outcome variable HIVFIO. The variable HYPWGHT contains an individual cross-sectional weight to be used specifically with the young person responses. Note that this weight assumes the inclusion of cases from the ECHP sub-sample. The record contains the normal key variables HHID and HPNO, and children may be matched to their parents through the record HEGOALT. See the note to the record type HINDRESP above for a discussion of corresponding parental questions. Note that these questions are asked of both natural parents and step parents. Children aged 11 to 15 in the ECHP sub-sample were eligible for the young persons questionnaire for the first time at this wave.

## **III.19. WAVE NINE: Record Types and Wave Specific Information**

### **Record Type IHHSAMP**

Record Type IHHSAMP contains fieldwork control, interview outcome and weighting information. There is one record for each issued household, and records for additional households which split off from an issued household. (See the User Documentation for a detailed description of the fieldwork process.)

Respondent households, for which records IHHRESP etc will exist may be identified from the variable IIVFHO. Note that the coding frame for this variable is substantially different from that used at Wave One. Cases from the ECHP and the Scotland and Wales sub-samples can be identified from the variable IHHORIG.

Derived and additional variables are those from IXHWGHT onwards.

### **Record Type IINDSAMP**

This record contains individual level variables derived from the Household Cover sheet. The record is keyed on IHID and IPNO. There will be one IINDSAMP record for each issued individual at each household where they were expected to be found, either at first issue, or as a result of a move uncovered during the fieldwork process, and additionally a record for each new entrant identified at a contacted household. Thus any individual may be represented by more than one IINDSAMP record, if they were understood to have moved. The variable IFINLOC enables the last household where the sample member was expected to be found to be identified. Cases from the ECHP and the Scotland and Wales sub-samples can be identified from the variable IMEMORIG.

This record will contain information about dates of departure and reasons for departure for sample members who left respondent households. It will also contain last enumeration information about sample members who have died.

## Record Type IINDALL

This record contains individual level variables derived from the Household Composition Form. There is one record for each individual enumerated in a respondent household. This record is the only one containing individual level data on children and other non-respondents.

Full and Proxy respondents for whom a corresponding IINDRESP record exists may be identified from the variable IIVFIO (individual interview outcome). Cases from the ECHP and the Scotland and Wales sub-samples can be identified from the variable HMEMORIG.

Derived and additional variables are those from IAGE onwards.

See the User Documentation for a full discussion of the use of the weights contained on this record type.

## Record Type IHHRESP

This record contains data from the Household Questionnaire and household level information from the Household Composition Form for respondent households. There is one record for each household.

Households with response code 14 'telephone interview only' will have IHHRESP records, but with most variables taking the missing value code -7.

For the households with response code 43 - 'proxy taken at Wave One address' the IHHRESP record will exist, entirely consist of missing values. In addition a small number of households were missing household questionnaires - these may be identified from the variable IHHDC. Cases, from the ECHP and the Scotland and Wales sub-samples can be identified from the variable IHHORIG.

Derived and additional variables are those from IHHDC onwards. Of these, IXHWGHT IREGION and ILADISTC are direct copies of variables on record IHHSAMP.

The following variables have data for all missing cases imputed:

IMGNEW	IXPMG	IHSVAL	IHRENT	IRENTGI	IXPHSN
IXPHSG	IFIHHMN	IFIHHML	IFIHHMNL	IFIHHMP	IFIHHMB
IFIHHMT	IFIHHMI	IFIHHYR	IFIHHYL	IFIHHYNL	IFIHHYP
IFIHHYB	IFIHHYT	IFIHHYI			

See the User Documentation for a full discussion of imputation. Imputation flag variables are listed below:

IMGNEWI	IXPMGI	IHSVALI	IRENTI	IRENTGI	IXPHSNI
IXPHSGI	IFIHHMNI	IFIHHMLI	IFIHMNLI	IFIHHMPI	IFIHHMBI
IFIHHMTI	IFIHHMII	IFIHHYRI	IFIHHYLI	IFIHHYNI	IFIHHYPI
IFIHHYBI	IFIHHYTI	IFIHHYI			

## Record Type IINDRESP

This record contains individual data from full and proxy questionnaires. Data from the Household Composition Form is also copied to this record. Proxy and telephone respondents may be distinguished from main questionnaire respondents on the basis of the variable IIVFIO.

From Wave Eight, the means of collection of data on education, training and qualifications has been restructured, based around full-time education spells and other periods of education and training, and the qualifications associated with these spells. Data from these spells, based on questions D19-D27 and D69-D78, have been 'flattened' with up to two full-time spells, and up to three other spells. Previous wave variables for qualifications attained in the last year wQFX to wQFXN and wQFEDX to wNQFEXK, are retained as derived variables, based on the new data structure. Some specific variables however are dropped since they cannot be computed.

Proxy and telephone data is copied to equivalent full questionnaire variables. Where there is no equivalent variable, values are set to -7 (inapplicable). The variables IPRRS2I IPRIPN IPRWHY IPRFEHQ IPRSEHQ IPRFITB IPRJBFT ITELWHY etc correspond to questions which have no direct

equivalent in the full questionnaire. They are inapplicable for full respondents.

Data from the job history are contained on record IJOBHIST, except for a number of derived variables. Similarly detailed data on payment receipts from questions F3a - F3f are contained on record IINCOME.

Cases, from the ECHP and the Scotland and Wales sub-samples can be identified from the variable HMEMORIG.

Derived and additional copied variables are those from IIVFIO to IREGION and from IHGR2R onwards. The variables IREGION IHHSIZE IHHTYPE ITENURE and IFIHMMN are copied from record IHHRESP. The variables IIVFIO IIODC and IHGR2R to IHOH are copied from record IINDALL.

The following variables have data for all missing cases imputed (note that proxy cases do not have imputed values except in the case of IPRFITB):

IJ2PAY	IFIYRDI	IPRFITB	IPAYGU	IPAYNU	IPAYGTY
HPAYGLY	IPAYNTY	IPAYNLY	IJSPROF	IJSPAYG	IFIMNP
IFIMNB	IFIMNI	IFIMNT	IFIMNNL	IFIMNL	IFIMN
IFIYRL	IFIYRNL	IFIYRP	IFIYRB	IFIYRT	IFIYRI
IFIYR	ISPPAYG	IFIHMMN			

See the User Documentation for a full discussion of imputation. Imputation flag variables are listed below.

IJ2PAYI	IFIYRDI	IPRFITBI	IPAYGUI	IPAYNUI	IPAYGTI
IPAYGLI	IPAYNTI	IPAYNLI	IJSPROFI	IJSPAYGI	IFIMNPI
IFIMNBI	IFIMNII	IFIMNTI	IFIMNNLI	IFIMNLI	IFIMNTHI
IFIYRLI	IFIYRNLI	IFIYRPI	IFIYRBI	IFIYRTI	IFIYRII
IFIYEARI	ISPPAYGI	IFIHMMNI			

### Record Type IJOBHIST

This record contains information from the employment history over the period from 1st September 1998 to the date of interview. There is one record for each spell identified at questions J12-J14, with job characteristic information from questions J16 to J31 appended where relevant.

These records will only exist for respondents whose current labour force spell began after 1.9.1998. The additional key IJSPNO, identifies the sequence of job spell, with the most recent first.

Derived variables are those from IJHENDD onwards. Where a job is with the same employer as previously mentioned and/or at the same workplace (IJHSTAT=1), then the values for IJHSIC IJHSECT and IJHSIZE are copied from the relevant record.

The following variables have all missing data imputed:

IJHGPAY IJHNPAY

See the User Documentation for a full discussion of imputation. Imputation flag variables are listed below.

IJHGPAYI, IJHNPAYI

### Record Type IINCOME

This record contains income and payment data. There is one record for each payment recorded at question F3.

This record will only exist for respondents with one or more payments recorded at question F1, (i.e. where INF1 is greater than 0). For each payment identified at question F1 (i.e. in variables IF101 - IF159) then there will exist at least one IINCOME record with a corresponding value of IFICODE.

In those cases where payments from multiple sources were combined in a single payments and

individual receipts could not be distinguished, IINCOME records will exist for each source, but the variables INFR or IFRVAL may indicate that multiple amounts are referred to, or that the amount is given on another record.

IFIM01L - IFIM01N are derived variables indicating the estimated amount received in each month, taking into account joint receipt and changes in welfare benefit levels. These calculations depend on the variable IFRJTVF, which is a flag variable identifying whether a reported jointly received payment can be matched to any other persons payment. The code constructing these variables is in the procedure M9DV.IFIM.

The following variables have all missing data imputed:

IFRVAL IFIM09L to IFIM04N

See the User Documentation for a full discussion of imputation. Imputation flag variables are listed below. Note that a value is not imputed where the missing value code is -3 'amount included elsewhere'.

IFRVALI (This also implies imputation on IFIM09L to IFIM04N)

### **Record Type IEGOALT**

This record provides a mechanism for identifying the relationship of each individual in a household to all others. There are two records for each relationship pair to separately identify the relationship in either direction (e.g. one record identifies that person 1 is the parent of person 3, while another record identifies that person 3 is the child of person 1). The relationship codes are not gendered, so the sex of each person is also given.

The relationship given is that of the second person to the first (e.g. if HPNO = 1 and HOPNO = 3 and HREL = 4 (natural child)) then person 3 is the natural child of person 1.

The variable ILWSTAT allows the computation of household composition change measures since Wave Two.

### **Record Type IYOUTH**

This record type contains responses to the Young persons questionnaire, asked of children aged 11 to 15 on 1st December 1999. There will be one record for each respondent young person. Such respondents have the value 21 for the final interview outcome variable IIVFIO. The variable IYPWGHT contains an individual cross-sectional weight to be used specifically with the young person responses. Note that this weight assumes the inclusion of cases from the ECHP sub-sample. The record contains the normal key variables IHID and IPNO, and children may be matched to their parents through the record IEGOALT. See the note to the record type IINDRESP above for a discussion of corresponding parental questions. Note that these questions are asked of both natural parents and step parents. Young people in the Scotland and Wales new samples did not receive this questionnaire.

## **III.20. WAVE TEN: Record Types and Wave-Specific Information**

### **Record Type JHHSAMP**

Record Type JHHSAMP contains fieldwork control, interview outcome and weighting information. There is one record for each issued household, and records for additional households which split off from an issued household. (See the User Documentation for a detailed description of the fieldwork process.)

Respondent households, for which records JHHRESP etc will exist may be identified from the variable JIVFHO. Note that the coding frame for this variable is substantially different from that used at Wave One. Cases from the ECHP and the Scotland and Wales sub-samples can be identified from the variable JHHORIG.

Derived and additional variables are those from JXHWGHT onwards.

## Record Type JIINDSAMP

This record contains individual level variables derived from the Household Cover sheet. The record is keyed on JHID and JPNO. There will be one JIINDSAMP record for each issued individual at each household where they were expected to be found, either at first issue, or as a result of a move uncovered during the fieldwork process, and additionally a record for each new entrant identified at a contacted household. Thus any individual may be represented by more than one JIINDSAMP record, if they were understood to have moved. The variable JFINLOC enables the last household where the sample member was expected to be found to be identified. Cases from the ECHP and the Scotland and Wales sub-samples can be identified from the variable JMEMORIG.

This record will contain information about dates of departure and reasons for departure for sample members who left respondent households. It will also contain last enumeration information about sample members who have died.

## Record Type JINDALL

This record contains individual level variables derived from the Household Composition Form. There is one record for each individual enumerated in a respondent household. This record is the only one containing individual level data on children and other non-respondents.

Full and Proxy respondents for whom a corresponding JINDRESP record exists may be identified from the variable JIVFIO (individual interview outcome). Cases from the ECHP and the Scotland and Wales sub-samples can be identified from the variable JMEMORIG.

Derived and additional variables are those from JAGE onwards.

See the User Documentation for a full discussion of the use of the weights contained on this record type.

## Record Type JHHRESP

This record contains data from the Household Questionnaire and household level information from the Household Composition Form for respondent households. There is one record for each household.

Households with response code 14 'telephone interview only' will have JHHRESP records, but with most variables taking the missing value code -7.

For the households with response code 43 - 'proxy taken at Wave One address' the JHHRESP record will exist, entirely consist of missing values. In addition a small number of households were missing household questionnaires - these may be identified from the variable JHHDC. Cases, from the ECHP and the Scotland and Wales sub-samples can be identified from the variable JHHORIG.

Derived and additional variables are those from JHHDC onwards. Of these, JXHWGHT JREGION and JLADISTC are direct copies of variables on record JHHSAMP.

The following variables have data for all missing cases imputed:

JMGNEW	JXPMG	JHSVAL	JHRENT	JRENTGI	JXPHSN
JXPHSG	JFIHBMN	JFIHML	JFIHBMNL	JFIHBMPI	JFIHBMBI
JFIHMT	JFIHMI	JFIHYR	JFIHYL	JFIHYNL	JFIHYPI
JFIHYB	JFIHYT	JFIHYI			

See Section V.3 for a full discussion of imputation. Imputation flag variables are listed below:

JMGNEWI	JXPMGI	JHSVALI	JRENTI	JRENTGI	JXPHSNI
JXPHSGI	JFIHBMNI	JFIHMLI	JFIHBMNLI	JFIHBMPI	JFIHBMBI
JFIHMTI	JFIHMI	JFIHYRI	JFIHYLI	JFIHYNI	JFIHYPI
JFIHYBI	JFIHYTI	JFIHYI			

## Record Type JINDRESP

This record contains individual data from full and proxy questionnaires. Data from the Household Composition Form is also copied to this record. Proxy and telephone respondents may be distinguished from main questionnaire respondents on the basis of the variable JIVFIO.

From Wave Eight, the means of collection of data on education, training and qualifications has been restructured, based around full-time education spells and other periods of education and training, and the qualifications associated with these spells. Data from these spells, based on questions D19-D27 and D69-D78, have been 'flattened' with up to two full-time spells, and up to three other spells. Previous wave variables for qualifications attained in the last year wQFX to wQFXN and wQFEDX to wNQFEXK, are retained as derived variables, based on the new data structure. Some specific variables however are dropped since they cannot be computed.

Proxy and telephone data is copied to equivalent full questionnaire variables. Where there is no equivalent variable, values are set to -7 (inapplicable). The variables JPRRS2I JPRIPN JPRWHY JPRFEHQ JPRSEHQ JPRFITB JPRJBFT JTELWHY etc correspond to questions which have no direct equivalent in the full questionnaire. They are inapplicable for full respondents.

Data from the job history are contained on record JJOBHIST, except for a number of derived variables. Similarly detailed data on payment receipts from questions F3a - F3f are contained on record JINCOME.

Cases, from the ECHP and the Scotland and Wales sub-samples can be identified from the variable JMEMORIG.

Derived and additional copied variables are those from JIVFIO to JREGION and from JHGR2R onwards. The variables JREGION JHHSIZE JHHTYPE JTENURE and JFIHNMN are copied from record JHHRESP. The variables JIVFIO JIODC and JHGR2R to JHOH are copied from record JINDALL.

The following variables have data for all missing cases imputed (note that proxy cases do not have imputed values except in the case of JPRFITB):

JJ2PAY	JFIYRDI	JPRFITB	JPAYGU	JPAYNU	JPAYGTY
JPAYGLY	JPAYNTY	JPAYNLY	JJSPROF	JJSPAYG	JFIMNP
JFIMNB	JFIMNI	JFIMNT	JFIMNNL	JFIMNL	JFIMN
JFIYRL	JFIYRNL	JFIYRP	JFIYRB	JFIYRT	JFIYRI
JFIYR	JSPPAYG	JFIHNMN			

See Section V.3 for a full discussion of imputation. Imputation flag variables are listed below.

JJ2PAYI	JFIYRDI	JPRFITBI	JPAYGUI	JPAYNUI	JPAYGTI
JPAYGLI	JPAYNTI	JPAYNLI	JJSPROFI	JJSPAYGI	JFIMNPI
JFIMNBI	JFIMNII	JFIMNTI	JFIMNNLI	JFIMNLI	JFIMNTHI
JFIYRLI	JFIYRNLI	JFIYRPI	JFIYRBI	JFIYRTI	JFIYRII
JFIYEARI	JSPPAYGI	JFIHNMNI			

## Record Type JJOBHIST

This record contains information from the employment history over the period from 1st September 1998 to the date of interview. There is one record for each spell identified at questions J12-J14, with job characteristic information from questions J16 to J31 appended where relevant.

These records will only exist for respondents whose current labour force spell began after 1.9.1998. The additional key JJSPNO, identifies the sequence of job spell, with the most recent first.

Derived variables are those from JJHENDD onwards. Where a job is with the same employer as previously mentioned and/or at the same workplace (JJHSTAT=1), then the values for JJHSIC JJHSECT and JJHSIZE are copied from the relevant record.

The following variables have all missing data imputed:



JJHGPAY JJHNPAY

See Section V.3 for a full discussion of imputation. Imputation flag variables are listed below.

JJHGPAYI JJHNPAYI

### **Record Type JINCOME**

This record contains income and payment data. There is one record for each payment recorded at question F3.

This record will only exist for respondents with one or more payments recorded at question F1, (i.e. where JNF1 is greater than 0). For each payment identified at question F1 (i.e. in variables JF101 - JF159) then there will exist at least one JINCOME record with a corresponding value of JFICODE.

In those cases where payments from multiple sources were combined in a single payments and individual receipts could not be distinguished, JINCOME records will exist for each source, but the variables JNFR or JFRVAL may indicate that multiple amounts are referred to, or that the amount is given on another record.

JFIM09L - JFIM04N are derived variables indicating the estimated amount received in each month, taking into account joint receipt and changes in welfare benefit levels. These calculations depend on the variable JFRJTVF, which is a flag variable identifying whether a reported jointly received payment can be matched to any other persons payment. The code constructing these variables is in the procedure M10DV.JFIM.

The following variables have all missing data imputed:

JFRVAL JFIM09L to JFIM04N

See the User Documentation for a full discussion of imputation. Imputation flag variables are listed below. Note that a value is not imputed where the missing value code is -3 'amount included elsewhere'.

JFRVALI (This also implies imputation on JFIM09L to JFIM04N)

### **Record Type JEGOALT**

This record provides a mechanism for identifying the relationship of each individual in a household to all others. There are two records for each relationship pair to separately identify the relationship in either direction (e.g. one record identifies that person 1 is the parent of person 3, while another record identifies that person 3 is the child of person 1). The relationship codes are not gendered, so the sex of each person is also given.

The relationship given is that of the second person to the first (e.g. if JPNO = 1 and JOPNO = 3 and JREL = 4 (natural child)) then person 3 is the natural child of person 1.

The variable JLWSTAT allows the computation of household composition change measures since Wave Two.

### **Record Type JYOUTH**

This record type contains responses to the Young persons questionnaire, asked of children aged 11 to 15 on 1st December 2000. There will be one record for each respondent young person. Such respondents have the value 21 for the final interview outcome variable JIVFIO. The variable JYPWGHT contains an individual cross-sectional weight to be used specifically with the young person responses. Note that this weight assumes the inclusion of cases from the ECHP sub-sample. The record contains the normal key variables JHID and JPNO, and children may be matched to their parents through the record JEGOALT. See the note to the record type JINDRESP above for a discussion of corresponding parental questions. Note that these questions are asked of both natural parents and step parents. Young people in the Scotland and Wales new samples did not receive this questionnaire.

### **III.21. WAVE ELEVEN: Record Types and Wave-Specific Information**

#### **Record Type KHHSAMP**

Record Type KHHSAMP contains fieldwork control, interview outcome and weighting information. There is one record for each issued household, and records for additional households which split off from an issued household. (See the User Documentation for a detailed description of the fieldwork process.)

Respondent households, for which records KHHRESP etc will exist may be identified from the variable KIVFHO. Note that the coding frame for this variable is substantially different from that used at Wave One. Cases from the ECHP, the Scotland and Wales extension samples, and the Northern Ireland sample can be identified from the variable KHHORIG.

Derived and additional variables are those from KXHWGHT onwards.

#### **Record Type KINDSAMP**

This record contains individual level variables derived from the Household Cover sheet. The record is keyed on KHID and KPNO. There will be one KINDSAMP record for each issued individual at each household where they were expected to be found, either at first issue, or as a result of a move uncovered during the fieldwork process, and additionally a record for each new entrant identified at a contacted household. Thus any individual may be represented by more than one KINDSAMP record, if they were understood to have moved. The variable KFINLOC enables the last household where the sample member was expected to be found to be identified. Cases from the ECHP, the Scotland and Wales extension samples, and the Northern Ireland sample can be identified from the variable KMEMORIG.

This record will contain information about dates of departure and reasons for departure for sample members who left respondent households. It will also contain last enumeration information about sample members who have died.

#### **Record Type KINDALL**

This record contains individual level variables derived from the Household Composition Form. There is one record for each individual enumerated in a respondent household. This record is the only one containing individual level data on children and other non-respondents.

Full and Proxy respondents for whom a corresponding KINDRESP record exists may be identified from the variable KIVFIO (individual interview outcome). Cases from the ECHP, the Scotland and Wales extension samples, and the Northern Ireland sample can be identified from the variable KMEMORIG.

Derived and additional variables are those from KAGE onwards.

See the User Documentation for a full discussion of the use of the weights contained on this record type.

#### **Record Type KHHRESP**

This record contains data from the Household Questionnaire and household level information from the Household Composition Form for respondent households. There is one record for each household.

Households with response code 14 'telephone interview only' will have KHHRESP records, but with most variables taking the missing value code -7.

For the households with response code 43 - 'proxy taken at Wave One address' the KHHRESP record will exist, entirely consist of missing values. In addition a small number of households were missing household questionnaires - these may be identified from the variable KHHDC. Cases, from the ECHP, the Scotland and Wales extension samples, and the Northern Ireland sample can be identified from the variable KHHORIG.

Derived and additional variables are those from KHHDC onwards. Of these, KXHWGHT KREGION and KLADISTC are direct copies of variables on record KHHSAMP.

The following variables have data for all missing cases imputed:

KMGNEW	KXPMG	KHSVAL	KHRENT	KRENTGI	KXPHSN
KXPHSG	KFIHHMN	KFIHHML	KFIHHMNL	KFIHHMP	KFIHHMB
KFIHHMT	KFIHHMI	KFIHHYR	KFIHHYL	KFIHHYNL	KFIHHYP
KFIHHYB	KFIHHYT	KFIHHYI			

See Section V.3 for a full discussion of imputation. Imputation flag variables are listed below:

KMGNEWI	KXPMGI	KHSVALI	KRENTI	KRENTGI	KXPHSNI
KXPHSGI	KFIHHMNI	KFIHHMLI	KFIHMNLI	KFIHHMPI	KFIHHMBI
KFIHHMTI	KFIHHMII	KFIHHYRI	KFIHHYLI	KFIHHYNI	KFIHHYPI
KFIHHYBI	KFIHHYTI	KFIHHYII			

### Record Type KINDRESP

This record contains individual data from full and proxy questionnaires. Data from the Household Composition Form is also copied to this record. Proxy and telephone respondents may be distinguished from main questionnaire respondents on the basis of the variable KIVFIO.

From Wave Eight, the means of collection of data on education, training and qualifications has been restructured, based around full-time education spells and other periods of education and training, and the qualifications associated with these spells. Data from these spells, based on questions D19-D27 and D69-D78, have been 'flattened' with up to two full-time spells, and up to three other spells. Previous wave variables for qualifications attained in the last year wQFX to wQFXN and wQFEDX to wNQFEXK, are retained as derived variables, based on the new data structure. Some specific variables however are dropped since they cannot be computed.

Proxy and telephone data is copied to equivalent full questionnaire variables. Where there is no equivalent variable, values are set to -7 (inapplicable). The variables KPRRS2I KPRIPN KPRWHY KPRFEHQ KPRSEHQ KPRFITB KPRJBFT KTELWHY etc correspond to questions which have no direct equivalent in the full questionnaire. They are inapplicable for full respondents.

Data from the job history are contained on record KJOBHIST, except for a number of derived variables. Similarly detailed data on payment receipts from questions F3a - F3f are contained on record KINCOME.

Cases from the ECHP, the Scotland and Wales extension samples, and the Northern Ireland sample can be identified from the variable KMEMORIG.

Derived and additional copied variables are those from KIVFIO to KREGION and from KHGR2R onwards. The variables KREGION KHHSIZE KHHTYPE KTENURE and KFIHHMN are copied from record KHHRESP. The variables KIVFIO KIODC and KHGR2R to KHOH are copied from record KINDALL.

The following variables have data for all missing cases imputed (note that proxy cases do not have imputed values except in the case of KPRFITB):

KJ2PAY	KFIYRDIC	KPRFITB	KPAYGU	KPAYNU	KPAYGTY
KPAYGLY	KPAYNTY	KPAYNLY	KJSPROF	KJSPAYG	KFIMNP
KFIMNB	KFIMNI	KFIMNT	KFIMNNL	KFIMNL	KFIMN
KFIYRL	KFIYRNL	KFIYRP	KFIYRB	KFIYRT	KFIYRI
KFIYR	KSPPAYG	KFIHHMN			

See Section V.3 for a full discussion of imputation. Imputation flag variables are listed below.

KJ2PAYI	KFIYRDII	KPRFITBI	KPAYGUI	KPAYNUI	KPAYGTI
KPAYGLI	KPAYNTI	KPAYNLI	KJSPROFI	KJSPAYGI	KFIMNPI
KFIMNBI	KFIMNII	KFIMNTI	KFIMNLI	KFIMNLI	KFIMNTHI
KFIYRLI	KFIYRNLI	KFIYRPI	KFIYRBI	KFIYRTI	KFIYRII
KFIYEARI	KSPPAYGI	KFIHHMNI			

### Record Type KJOBHIST

This record contains information from the employment history over the period from 1st September 1998 to the date of interview. There is one record for each spell identified at questions J12-J14, with job characteristic information from questions J16 to J31 appended where relevant.

These records will only exist for respondents whose current labour force spell began after 1.9.1998. The additional key KJSPNO, identifies the sequence of job spell, with the most recent first.

Derived variables are those from KJHENDD onwards. Where a job is with the same employer as previously mentioned and/or at the same workplace (KJHSTAT=1), then the values for KJHSIC KJHSECT and KJHSIZE are copied from the relevant record.

The following variables have all missing data imputed:

KJHGPAY KJHNPAY

See Section V.3 for a full discussion of imputation. Imputation flag variables are listed below.

KJHGPAYI KJHNPAYI

### Record Type KINCOME

This record contains income and payment data. There is one record for each payment recorded at question F3.

This record will only exist for respondents with one or more payments recorded at question F1, (i.e. where KNF1 is greater than 0). For each payment identified at question F1 (i.e. in variables KF101 - KF159) then there will exist at least one KINCOME record with a corresponding value of KFICODE.

In those cases where payments from multiple sources were combined in a single payments and individual receipts could not be distinguished, KINCOME records will exist for each source, but the variables KNFR or KFRVAL may indicate that multiple amounts are referred to, or that the amount is given on another record.

KFIM09L - KFIM04N are derived variables indicating the estimated amount received in each month, taking into account joint receipt and changes in welfare benefit levels. These calculations depend on the variable KFRJTVF, which is a flag variable identifying whether a reported jointly received payment can be matched to any other persons payment. The code constructing these variables is in the procedure M11DV.KFIM.

The following variables have all missing data imputed:

KFRVAL KFIM09L to KFIM04N

See the User Documentation for a full discussion of imputation. Imputation flag variables are listed below. Note that a value is not imputed where the missing value code is -3 'amount included elsewhere'.

KFRVALI (This also implies imputation on KFIM09L to KFIM04N)

### Record Type KEGOALT

This record provides a mechanism for identifying the relationship of each individual in a household to all others. There are two records for each relationship pair to separately identify the relationship in

either direction (e.g. one record identifies that person 1 is the parent of person 3, while another record identifies that person 3 is the child of person 1). The relationship codes are not gendered, so the sex of each person is also given.

The relationship given is that of the second person to the first (e.g. if KPNO = 1 and KOPNO = 3 and KREL = 4 (natural child)) then person 3 is the natural child of person 1.

The variable KIWSTAT allows the computation of household composition change measures since Wave Two.

### **Record Type KYOUTH**

This record type contains responses to the Young persons questionnaire, asked of children aged 11 to 15 on 1st December 2001. There will be one record for each respondent young person. Such respondents have the value 21 for the final interview outcome variable KIVFIO. The variable KYPWGHT contains an individual cross-sectional weight to be used specifically with the young person responses. Note that this weight assumes the inclusion of cases from the ECHP sub-sample and the Scotland and Wales extension samples. The record contains the normal key variables KHID and KPNO, and children may be matched to their parents through the record KEGOALT. See the note to the record type KINDRESP above for a discussion of corresponding parental questions. Note that these questions are asked of both natural parents and step parents. Young people in the Northern Ireland sample did not receive this questionnaire.

### **Record Type KMARRIAG**

This record, only available for the Scotland and Wales extension sample, contains one record for each reported legal marriage before the current one, if any. It is keyed on KHID, KPNO and KMARNO. Note that the record structure is somewhat different from BMARRIAG, which contains similar data for the original main sample. Marriages are sorted in order from the earliest to the most recent, and KMARNO is in effect the marriage sequence number.

This record also contains information on cohabitation spells with the same partner which may have preceded marriage.

Note that there has been no attempt to enforce consistency between the data contained in this record, and the information about household composition and relationships at Wave Nine or Wave Ten, contained in Record Types IINDALL, JINDALL, IEGOALT and JEGOALT.

See entry for KLIFEMST (below) for a discussion of season codes.

### **Record Type KCOHABIT**

This record, only available for the Scotland and Wales extension samples, contains information about each cohabitation spell outside legal marriage which the respondent has ever had, excepting those which preceded marriages, for which the information is contained on record KMARRIAG. There is a separate record for each spell reported at questions L20 and L20.

Note that there has been no attempt to enforce consistency between the data contained in this record, and the information about household composition and relationships at Wave Nine or Wave Ten, contained in Record Types IINDALL, JINDALL, IEGOALT and JEGOALT.

See entry for KLIFEMST (below) for a discussion of season codes.

### **Record Type KCHILDAD**

This record, only available for the Scotland and Wales extension samples, contains information about the children respondent has either adopted, or for whom they have acted as step-parent, and the periods when they resided with the respondent. There is one record for each child reported in answer to question L24.

Note that there has been no attempt to enforce consistency between the data contained in this record, and the information about household composition and relationships at Wave Nine or Wave Ten, contained in Record Types IINDALL, JINDALL, IEGOALT and JEGOALT.

See entry for KLIFEMST (below) for a discussion of season codes.

### **Record Type KCHILDNT**

This record, only available for the Scotland and Wales extension samples, contains information about natural children respondent has ever had or fathered, and the periods when they resided with the respondent. There is one record for each child reported in answer to question L27

Note that there has been no attempt to enforce consistency between the data contained in this record, and the information about household composition and relationships at Wave Nine or Wave Ten, contained in Record Types IINDALL, JINDALL, IEGOALT and JEGOALT.

See entry for KLIFEMST (below) for a discussion of season codes.

### **Record Type KLIFEMST**

This record, only available for the Scotland and Wales extension samples, contains information about employment status spells in the period since the respondent first left full time education. There is one record for each spell reported in answer to questions L33, L34 and L35. The record contains end date for each spell except the final spell which should be recorded as not ended. The start date for each spell and the spell length in months are included as derived variables.

While data collected here may have been compared with the single year job history information to resolve internal ambiguities, there has been no attempt to enforce consistency between data collected here and that contained in the records IJOBHIST, JJOBHIST etc.

Season codes were used when the respondent could not remember exact month. Two codes for winter were offered, according to whether the event was towards the beginning or the end of the calendar year. In the calculation of spell length it was assumed, by convention, that winter (beginning of year) would be coded as January, spring as April, summer as July, autumn as October and winter (end of year) as December. However where these season codes are used in a spell which starts and finishes in the same calendar year, the length is set to -3, indicating less than 12 months but exact length indeterminate.

## **III.22. WAVE TWELVE: Record Types and Wave-Specific Information**

### **Record Type LHHSAMP**

Record Type LHHSAMP contains fieldwork control, interview outcome and weighting information. There is one record for each issued household, and records for additional households which split off from an issued household. (See the User Documentation for a detailed description of the fieldwork process.)

Respondent households, for which records LHHRESP etc will exist may be identified from the variable LIVFHO. Note that the coding frame for this variable is substantially different from that used at Wave One. Cases from the Scotland and Wales extension samples, and the Northern Ireland sample can be identified from the variable LHHORIG.

Derived and additional variables are those from LXHWGHT onwards.

### **Record Type LINDSAMP**

This record contains individual level variables derived from the Household Cover sheet. The record is keyed on LHID and LPNO. There will be one LINDSAMP record for each issued individual at each household where they were expected to be found, either at first issue, or as a result of a move uncovered during the fieldwork process, and additionally a record for each new entrant identified at a contacted household. Thus any individual may be represented by more than one LINDSAMP record, if they were understood to have moved. The variable LFINLOC enables the last household where the sample member was expected to be found to be identified. Cases from the Scotland and Wales extension samples, and the Northern Ireland sample can be identified from the variable LMEMORIG.

This record will contain information about dates of departure and reasons for departure for sample members who left respondent households. It will also contain last enumeration information about sample members who have died.

## Record Type LINDALL

This record contains individual level variables derived from the Household Composition Form. There is one record for each individual enumerated in a respondent household. This record is the only one containing individual level data on children and other non-respondents.

Full and Proxy respondents for whom a corresponding LINDRESP record exists may be identified from the variable LIVFIO (individual interview outcome). Cases from the Scotland and Wales extension samples, and the Northern Ireland sample can be identified from the variable LMEMORIG.

Derived and additional variables are those from LAGE onwards.

See section V.2 for a full discussion of the use of the weights contained on this record type.

## Record Type LHHRESP

This record contains data from the Household Questionnaire and household level information from the Household Composition Form for respondent households. There is one record for each household.

Households with response code 14 'telephone interview only' will have LHHRESP records, but with most variables taking the missing value code -7.

For the households with response code 43 - 'proxy taken at Wave One address' the LHHRESP record will exist, entirely consist of missing values. In addition a small number of households were missing household questionnaires - these may be identified from the variable LHHDC. Cases, from the Scotland and Wales extension samples, and the Northern Ireland sample can be identified from the variable LHHORIG.

Derived and additional variables are those from LHHDC onwards. Of these, LXHWGHT LREGION and LLADISTC are direct copies of variables on record LHHSAMP.

The following variables have data for all missing cases imputed:

LMGNEW	LXPMG	LHSVAL	KHRENT	KRENTGI	LXPHSN
LXPHSG	LFIHHMN	LFIHHML	LFIHHMNL	LFIHHMP	LFIHHMB
LFIHHMT	LFIHHMI	LFIHHYR	LFIHHYL	LFIHHYNL	LFIHHYP
LFIHHYB	LFIHHYT	LFIHHYI			

See Section V.3 for a full discussion of imputation. Imputation flag variables are listed below:

LMGNEWI	LXPMGI	LHSVALI	LRENTI	LRENTGI	LXPHSNI
LXPHSGI	LFIHHMNI	LFIHHMLI	LFIHMNLI	LFIHHMPI	LFIHHMBI
LFIHHMTI	LFIHHMII	LFIHHYRI	LFIHHYLI	LFIHHYNI	LFIHHYPI
LFIHHYBI	LFIHHYTI	LFIHHYI			

## Record Type LINDRESP

This record contains individual data from full and proxy questionnaires. Data from the Household Composition Form is also copied to this record. Proxy and telephone respondents may be distinguished from main questionnaire respondents on the basis of the variable LIVFIO.

From Wave Eight, the means of collection of data on education, training and qualifications has been restructured, based around full-time education spells and other periods of education and training, and the qualifications associated with these spells. Data from these spells, based on questions D19-D27 and D69-D78, have been 'flattened' with up to two full-time spells, and up to three other spells. Previous wave variables for qualifications attained in the last year wQFX to wQFXN and wQFEDX to wNQFEXK, are retained as derived variables, based on the new data structure. Some specific variables however are dropped since they cannot be computed.

Proxy and telephone data is copied to equivalent full questionnaire variables. Where there is no equivalent variable, values are set to -7 (inapplicable). The variables LPRRS2I LPRIPN LPRWHY LPRFEHQ LPRSEHQ LPRFITB LPRJBFT LTELWHY etc correspond to questions which have no direct equivalent in the full questionnaire. They are inapplicable for full respondents.

Data from the job history are contained on record LJOBHIST, except for a number of derived variables. Similarly detailed data on payment receipts from questions F3a - F3f are contained on record LINCOME.

Cases from the Scotland and Wales extension samples, and the Northern Ireland sample can be identified from the variable LMEMORIG.

Derived and additional copied variables are those from LIVFIO to LREGION and from LHGR2R onwards. The variables LREGION LHHSIZE LHHTYPE LTENURE and LFIHHMN are copied from record LHHRESP. The variables LIVFIO LIODC and LHGR2R to LHOH are copied from record LINDALL.

The following variables have data for all missing cases imputed (note that proxy cases do not have imputed values except in the case of LPRFITB):

LJ2PAY	LFIYRDIC	LPRFITB	LPAYGU	LPAYNU	LPAYGTY
LPAYGLY	LPAYNTY	LPAYNLY	LJSPROF	LJSPAYG	LFIMNP
LFIMNB	LFIMNI	LFIMNT	LFIMNNL	LFIMNL	LFIMN
LFIYRL	LFIYRNL	LFIYRP	LFIYRB	LFIYRT	LFIYRI
LFIYR	LSPPAYG	LFIHHMN			

See Section V.3 for a full discussion of imputation. Imputation flag variables are listed below.

LJ2PAYI	LFIYRDII	LPRFITBI	LPAYGUI	LPAYNUI	LPAYGTI
LPAYGLI	LPAYNTI	LPAYNLI	LJSPROFI	LJSPAYGI	LFIMNPI
LFIMNBI	LFIMNII	LFIMNTI	LFIMNNLI	LFIMNLI	LFIMNTHI
LFIYRLI	LFIYRNLI	LFIYRPI	LFIYRBI	LFIYRTI	LFIYRII
LFIYEARI	LSPPAYGI	LFIHHMNI			

### Record Type LJOBHIST

This record contains information from the employment history over the period from 1st September 2001 to the date of interview. There is one record for each spell identified at questions J12-J14, with job characteristic information from questions J16 to J31 appended where relevant.

These records will only exist for respondents whose current labour force spell began after 1.9.2001. The additional key LJSPNO, identifies the sequence of job spell, with the most recent first.

Derived variables are those from LJHENDD onwards. Where a job is with the same employer as previously mentioned and/or at the same workplace (LJHSTAT=1), then the values for LJHSIC LJHSECT and LJHSIZE are copied from the relevant record.

The following variables have all missing data imputed:

LJHGPAI LJHNPAY

See Section V.3 for a full discussion of imputation. Imputation flag variables are listed below.

LJHGPAI LJHNPAYI

### Record Type LINCOME

This record contains income and payment data. There is one record for each payment recorded at question F3.

This record will only exist for respondents with one or more payments recorded at question F1, (i.e. where LNF1 is greater than 0). For each payment identified at question F1 (i.e. in variables LF101 - LF159) then there will exist at least one LINCOME record with a corresponding value of LFICODE.

In those cases where payments from multiple sources were combined in a single payments and individual receipts could not be distinguished, LINCOME records will exist for each source, but the variables LNFR or LFRVAL may indicate that multiple amounts are referred to, or that the amount is



given on another record.

LFIM09L - LFIM04N are derived variables indicating the estimated amount received in each month, taking into account joint receipt and changes in welfare benefit levels. These calculations depend on the variable LFRJTVF, which is a flag variable identifying whether a reported jointly received payment can be matched to any other persons payment. The code constructing these variables is in the procedure M12DV.LFIM.

The following variables have all missing data imputed:

LFRVAL LFIM09L to LFIM04N

See the User Documentation for a full discussion of imputation. Imputation flag variables are listed below. Note that a value is not imputed where the missing value code is -3 'amount included elsewhere'.

LFRVALI (This also implies imputation on LFIM09L to LFIM04N)

### **Record Type LEGOALT**

This record provides a mechanism for identifying the relationship of each individual in a household to all others. There are two records for each relationship pair to separately identify the relationship in either direction (e.g. one record identifies that person 1 is the parent of person 3, while another record identifies that person 3 is the child of person 1). The relationship codes are not gendered, so the sex of each person is also given.

The relationship given is that of the second person to the first (e.g. if LPNO = 1 and LOPNO = 3 and LREL = 4 (natural child)) then person 3 is the natural child of person 1.

The variable LLWSTAT allows the computation of household composition change measures since Wave Two.

### **Record Type LYOUTH**

This record type contains responses to the Young persons questionnaire, asked of children aged 11 to 15 on 1st December 2002. There will be one record for each respondent young person. Such respondents have the value 21 for the final interview outcome variable LIVFIO. The variable LYPWGHT contains an individual cross-sectional weight to be used specifically with the young person responses. Note that this weight assumes the inclusion of cases from the Scotland and Wales extension samples. The record contains the normal key variables LHID and LPNO, and children may be matched to their parents through the record LEGOALT. See the note to the record type LINDRESP above for a discussion of corresponding parental questions. Note that these questions are asked of both natural parents and step parents. Young people in the Northern Ireland sample did not receive this questionnaire.

### **Record Type LCHILD**

This record contains information about the each of the children of the respondent including biological, step, adopted and foster children, given in answer to questions V33 to V55. There is one record for each child reported in answer to question V32. There are no records of this type for Northern Ireland cases.

### **Record Type LMARRIAG**

This record, only available for the Northern Ireland extension sample, contains one record for each reported legal marriage before the current one, if any. It is keyed on LHID, LPNO and LMARNO. Note that the record structure is somewhat different from BMARRIAG, which contains similar data for the original main sample. Marriages are sorted in order from the earliest to the most recent, and LMARNO is in effect the marriage sequence number.

This record also contains information on cohabitation spells with the same partner which may have preceded marriage.

Note that there has been no attempt to enforce consistency between the data contained in this record, and the information about household composition and relationships at Wave Eleven, contained in Record Types KINDALL and KEGOALT.

See entry for LLIFEMST (below) for a discussion of season codes.

### **Record Type LCOHABIT**

This record, only available for the Northern Ireland extension samples, contains information about each cohabitation spell outside legal marriage which the respondent has ever had, excepting those which preceded marriages, for which the information is contained on record LMARRIAG. There is a separate record for each spell reported at questions L20 and L20.

Note that there has been no attempt to enforce consistency between the data contained in this record, and the information about household composition and relationships at Wave Eleven, contained in Record Types KINDALL and KEGOALT.

See entry for LLIFEMST (below) for a discussion of season codes.

### **Record Type LCHILDAD**

This record, only available for the Northern Ireland extension samples, contains information about the children respondent has either adopted, or for whom they have acted as step-parent, and the periods when they resided with the respondent. There is one record for each child reported in answer to question L24.

Note that there has been no attempt to enforce consistency between the data contained in this record, and the information about household composition and relationships at Wave Eleven, contained in Record Types KINDALL and KEGOALT.

See entry for LLIFEMST (below) for a discussion of season codes.

### **Record Type LCHILDNT**

This record, only available for the Northern Ireland extension samples, contains information about natural children respondent has ever had or fathered, and the periods when they resided with the respondent. There is one record for each child reported in answer to question L27

Note that there has been no attempt to enforce consistency between the data contained in this record, and the information about household composition and relationships at Wave Eleven, contained in Record Types KINDALL and KEGOALT.

See entry for LLIFEMST (below) for a discussion of season codes.

### **Record Type LLIFEMST**

This record, only available for the Northern Ireland extension samples, contains information about employment status spells in the period since the respondent first left full time education. There is one record for each spell reported in answer to questions L33, L34 and L35. The record contains end date for each spell except the final spell which should be recorded as not ended. The start date for each spell and the spell length in months are included as derived variables.

While data collected here may have been compared with the single year job history information to resolve internal ambiguities, there has been no attempt to enforce consistency between data collected here and that contained in the records KJOBHIST etc.

Season codes were used when the respondent could not remember exact month. Two codes for winter were offered, according to whether the event was towards the beginning or the end of the calendar year. In the calculation of spell length it was assumed, by convention, that winter (beginning of year) would be coded as January, spring as April, summer as July, autumn as October and winter (end of year) as December. However where these season codes are used in a spell which starts and finishes in the same calendar year, the length is set to -3, indicating less than 12 months but exact

length indeterminate.

### **III.23. WAVE THIRTEEN: Record Types and Wave-Specific Information**

#### **Record Type MHHSAMP**

Record Type MHHSAMP contains fieldwork control, interview outcome and weighting information. There is one record for each issued household, and records for additional households which split off from an issued household. (See the User Documentation for a detailed description of the fieldwork process.)

Respondent households, for which records MHHRESP etc will exist may be identified from the variable MIVFHO. Note that the coding frame for this variable is substantially different from that used at Wave One. Cases from the Scotland and Wales extension samples, and the Northern Ireland sample can be identified from the variable MHHORIG.

Derived and additional variables are those from MXHWGHT onwards.

#### **Record Type MINDSAMP**

This record contains individual level variables derived from the Household Cover sheet. The record is keyed on MHID and MPNO. There will be one MINDSAMP record for each issued individual at each household where they were expected to be found, either at first issue, or as a result of a move uncovered during the fieldwork process, and additionally a record for each new entrant identified at a contacted household. Thus any individual may be represented by more than one MINDSAMP record, if they were understood to have moved. The variable MFINLOC enables the last household where the sample member was expected to be found to be identified. Cases from the Scotland and Wales extension samples, and the Northern Ireland sample can be identified from the variable MMEMORIG.

This record will contain information about dates of departure and reasons for departure for sample members who left respondent households. It will also contain last enumeration information about sample members who have died.

#### **Record Type MINDALL**

This record contains individual level variables derived from the Household Composition Form. There is one record for each individual enumerated in a respondent household. This record is the only one containing individual level data on children and other non-respondents.

Full and Proxy respondents for whom a corresponding MINDRESP record exists may be identified from the variable MIVFIO (individual interview outcome). Cases from the Scotland and Wales extension samples, and the Northern Ireland sample can be identified from the variable MMEMORIG.

Derived and additional variables are those from MAGE onwards.

See section V.2 for a full discussion of the use of the weights contained on this record type.

#### **Record Type MHHRESP**

This record contains data from the Household Questionnaire and household level information from the Household Composition Form for respondent households. There is one record for each household.

Households with response code 14 'telephone interview only' will have MHHRESP records, but with most variables taking the missing value code -7.

For the households with response code 43 - 'proxy taken at Wave One address' the MHHRESP record will exist, entirely consist of missing values. In addition a small number of households were missing household questionnaires - these may be identified from the variable MHHDC. Cases, from the Scotland and Wales extension samples, and the Northern Ireland sample can be identified from the variable MHHORIG.

Derived and additional variables are those from MHHDC onwards. Of these, MXHWGHT MREGION

and MLADISTC are direct copies of variables on record MHHSAMP.

The following variables have data for all missing cases imputed:

MMGNEW	MXPMG	MHSVAL	MHRENT	MRENTGI	MXPHSN
MXPHSG	MFIHHMN	MFIHHML	MFIHHMNL	MFIHHMP	MFIHHMB
MFIHMT	MFIHHMI	MFIHHYR	MFIHHYL	MFIHHYNL	MFIHHYP
MFIHHYB	MFIHHYT	MFIHHYI			

See Section V.3 for a full discussion of imputation. Imputation flag variables are listed below:

MMGNEWI	MXPMGI	MHSVALI	MRENTI	MRENTGI	MXPHSNI
MXPHSGI	MFIHHMNI	MFIHHMLI	MFIHMNLI	MFIHHMPI	MFIHHMBI
MFIHMTI	MFIHHMII	MFIHHYRI	MFIHHYLI	MFIHHYNI	MFIHHYPI
MFIHHYBI	MFIHHYTI	MFIHHYII			

### Record Type MINDRESP

This record contains individual data from full and proxy questionnaires. Data from the Household Composition Form is also copied to this record. Proxy and telephone respondents may be distinguished from main questionnaire respondents on the basis of the variable MIVFIO.

From Wave Eight, the means of collection of data on education, training and qualifications has been restructured, based around full-time education spells and other periods of education and training, and the qualifications associated with these spells. Data from these spells, based on questions D19-D27 and D69-D78, have been 'flattened' with up to two full-time spells, and up to three other spells. Previous wave variables for qualifications attained in the last year wQFX to wQFXN and wQFEDX to wNQFEXK, are retained as derived variables, based on the new data structure. Some specific variables however are dropped since they cannot be computed.

Proxy and telephone data is copied to equivalent full questionnaire variables. Where there is no equivalent variable, values are set to -7 (inapplicable). The variables MPRRS2I MPRIPI MPRWHY MPRFEHQ MPRSEHQ MPRFITB MPRJBFT MTELWHY etc correspond to questions which have no direct equivalent in the full questionnaire. They are inapplicable for full respondents.

Data from the job history are contained on record MJOBHIST, except for a number of derived variables. Similarly detailed data on payment receipts from questions F3a - F3f are contained on record MINCOME.

Cases from the Scotland and Wales extension samples, and the Northern Ireland sample can be identified from the variable MMEMORIG.

Derived and additional copied variables are those from MIVFIO to MREGION and from MHGR2R onwards. The variables MREGION MHHSIZE MHHTYPE MTENURE and MFIHHMN are copied from record MHHRESP. The variables MIVFIO MIODC and MHGR2R to MHOH are copied from record MINDALL.

The following variables have data for all missing cases imputed (note that proxy cases do not have imputed values except in the case of MPRFITB):

MJ2PAY	MFIYRDIC	MPRFITB	MPAYGU	MPAYNU	MPAYGTY
MPAYGLY	MPAYNTY	MPAYNLY	MJSPROF	MJSPAYG	MFIMNP
MFIMNB	MFIMNI	MFIMNT	MFIMNNL	MFIMNL	MFIMN
MFIYRL	MFIYRNL	MFIYRP	MFIYRB	MFIYRT	MFIYRI
MFIYR	MSPPAYG	MFIHHMN			

See Section V.3 for a full discussion of imputation. Imputation flag variables are listed below.

MJ2PAYI	MFIYRDII	MPRFITBI	MPAYGUI	MPAYNUI	MPAYGTI
MPAYGLI	MPAYNTI	MPAYNLI	MJSPROFI	MJSPAYGI	MFIMNPI
MFIMNBI	MFIMNII	MFIMNTI	MFIMNNLI	MFIMNLI	MFIMNTHI
MFIYRLI	MFIYRNLI	MFIYRPI	MFIYRBI	MFIYRTI	MFIYRII
MFIYEARI	MSPPAYGI	MFIHHMNI			

### **Record Type MJOBHIST**

This record contains information from the employment history over the period from 1st September 2002 to the date of interview. There is one record for each spell identified at questions J12-J14, with job characteristic information from questions J16 to J31 appended where relevant.

These records will only exist for respondents whose current labour force spell began after 1.9.2002. The additional key MJSPNO, identifies the sequence of job spell, with the most recent first.

Derived variables are those from MJHENDD onwards. Where a job is with the same employer as previously mentioned and/or at the same workplace (MJHSTAT=1), then the values for MJHSIC MJHSECT and MJHSIZE are copied from the relevant record.

The following variables have all missing data imputed:

MJHGPAY MJHNPAY

See Section V.3 for a full discussion of imputation. Imputation flag variables are listed below.

MJHGPAYI MJHNPAYI

### **Record Type MINCOME**

This record contains income and payment data. There is one record for each payment recorded at question F3.

This record will only exist for respondents with one or more payments recorded at question F1, (i.e. where MNF1 is greater than 0). For each payment identified at question F1 (i.e. in variables MF101 - MF159) then there will exist at least one MINCOME record with a corresponding value of MFICODE.

In those cases where payments from multiple sources were combined in a single payments and individual receipts could not be distinguished, MINCOME records will exist for each source, but the variables MNFR or MFRVAL may indicate that multiple amounts are referred to, or that the amount is given on another record.

MFIM09L - MFIM04N are derived variables indicating the estimated amount received in each month, taking into account joint receipt and changes in welfare benefit levels. These calculations depend on the variable MFRJTVF, which is a flag variable identifying whether a reported jointly received payment can be matched to any other persons payment. The code constructing these variables is in the procedure M13DV.MFIM.

The following variables have all missing data imputed:

MFRVAL MFIM09L to MFIM04N

See the User Documentation for a full discussion of imputation. Imputation flag variables are listed below. Note that a value is not imputed where the missing value code is -3 'amount included elsewhere'.

MFRVALI (This also implies imputation on MFIM09L to MFIM04N)

### **Record Type MEGOALT**

This record provides a mechanism for identifying the relationship of each individual in a household to all others. There are two records for each relationship pair to separately identify the relationship in either direction (e.g. one record identifies that person 1 is the parent of person 3, while another record identifies that person 3 is the child of person 1). The relationship codes are not gendered, so the sex of each person is also given.

The relationship given is that of the second person to the first (e.g. if MPNO = 1 and MOPNO = 3 and MREL = 4 (natural child)) then person 3 is the natural child of person 1.

The variable MLWSTAT allows the computation of household composition change measures since Wave Two.

### **Record Type MYOUTH**

This record type contains responses to the Young persons questionnaire, asked of children aged 11 to 15 on 1st December 2003. There will be one record for each respondent young person. Such respondents have the value 21 for the final interview outcome variable MIVFIO. The variable MYPWGHT contains an individual cross-sectional weight to be used specifically with the young person responses. Note that this weight assumes the inclusion of cases from the Scotland and Wales extension samples. The record contains the normal key variables MHID and MPNO, and children may be matched to their parents through the record MEGOALT. See the note to the record type MINDRESP above for a discussion of corresponding parental questions. Note that these questions are asked of both natural parents and step parents. Young people in the Northern Ireland sample did not receive this questionnaire.

### **Record Type MCHILD**

This record contains information about the each of the children of the respondent including biological, step, adopted and foster children, given in answer to questions V31 to V52. There is one record for each child reported in answer to question V30. These records only exist for cases in Northern Ireland.

## **III.24. WAVE FOURTEEN: Record Types and Wave-Specific Information**

### **Record Type NHHSAMP**

Record Type NHHSAMP contains fieldwork control, interview outcome and weighting information. There is one record for each issued household, and records for additional households which split off from an issued household. (See the User Documentation for a detailed description of the fieldwork process.)

Respondent households, for which records NHHRESP etc will exist may be identified from the variable NIVFHO. Note that the coding frame for this variable is substantially different from that used at Wave One. Cases from the Scotland and Wales extension samples, and the Northern Ireland sample can be identified from the variable NHHORIG.

Derived and additional variables are those from NXHWGHT onwards.

### **Record Type NINDSAMP**

This record contains individual level variables derived from the Household Cover sheet. The record is keyed on NHID and NPNO. There will be one NINDSAMP record for each issued individual at each household where they were expected to be found, either at first issue, or as a result of a move uncovered during the fieldwork process, and additionally a record for each new entrant identified at a contacted household. Thus any individual may be represented by more than one NINDSAMP record, if they were understood to have moved. The variable NFINLOC enables the last household where the sample member was expected to be found to be identified. Cases from the Scotland and Wales extension samples, and the Northern Ireland sample can be identified from the variable NMEMORIG.

This record will contain information about dates of departure and reasons for departure for sample members who left respondent households. It will also contain last enumeration information about sample members who have died.

### **Record Type NINDALL**

This record contains individual level variables derived from the Household Composition Form. There is one record for each individual enumerated in a respondent household. This record is the only one containing individual level data on children and other non-respondents.

Full and Proxy respondents for whom a corresponding NINDRESP record exists may be identified from the variable NIVFIO (individual interview outcome). Cases from the Scotland and Wales

extension samples, and the Northern Ireland sample can be identified from the variable NMEMORIG.

Derived and additional variables are those from NAGE onwards.

See section V.2 for a full discussion of the use of the weights contained on this record type.

### Record Type NHHRESP

This record contains data from the Household Questionnaire and household level information from the Household Composition Form for respondent households. There is one record for each household.

Households with response code 14 'telephone interview only' will have NHHRESP records, but with most variables taking the missing value code -7.

For the households with response code 43 - 'proxy taken at Wave One address' the NHHRESP record will exist, entirely consist of missing values. In addition a small number of households were missing household questionnaires - these may be identified from the variable NHHDC. Cases, from the Scotland and Wales extension samples, and the Northern Ireland sample can be identified from the variable NHHORIG.

Derived and additional variables are those from NHHDC onwards. Of these, NXHWGHT NREGION and NLADISTC are direct copies of variables on record NHHSAMP.

The following variables have data for all missing cases imputed:

NMGNEW	NXPMG	NHSVAL	MHRENT	NRENTGI	NXPHSN
NXPHSG	NFIHMMN	NFIHHML	NFIHMMNL	NFIHHMP	NFIHHMB
NFIHHMT	NFIHHMI	NFIHHYR	MFIHHYL	NFIHHYNL	NFIHHYP
NFIHHYB	NFIHHYT	NFIHHYI			

See Section V.3 for a full discussion of imputation. Imputation flag variables are listed below:

NMGNEWI	NXPMGI	NHSVALI	NRENTI	NRENTGI	NXPHSNI
NXPHSGI	NFIHMMNI	NFIHHMLI	NFIHMMNLI	NFIHHMPI	NFIHHMBI
NFIHHMTI	NFIHHMII	NFIHHYRI	NFIHHYLI	NFIHHYNI	NFIHHYPI
NFIHHYBI	NFIHHYTI	NFIHHYII			

### Record Type NINDRESP

This record contains individual data from full and proxy questionnaires. Data from the Household Composition Form is also copied to this record. Proxy and telephone respondents may be distinguished from main questionnaire respondents on the basis of the variable NIVFIO.

From Wave Eight, the means of collection of data on education, training and qualifications has been restructured, based around full-time education spells and other periods of education and training, and the qualifications associated with these spells. Data from these spells, based on questions D19-D27 and D69-D78, have been 'flattened' with up to two full-time spells, and up to three other spells. Previous wave variables for qualifications attained in the last year wQFX to wQFXN and wQFEDX to wNQFEXK, are retained as derived variables, based on the new data structure. Some specific variables however are dropped since they cannot be computed.

Proxy and telephone data is copied to equivalent full questionnaire variables. Where there is no equivalent variable, values are set to -7 (inapplicable). The variables NPRRS2I NPRIPN NPRWHY NPRFEHQ NPRSEHQ NPRFITB NPRJBFT NTELWHY etc correspond to questions which have no direct equivalent in the full questionnaire. They are inapplicable for full respondents.

Data from the job history are contained on record NJOBHIST, except for a number of derived variables. Similarly detailed data on payment receipts from questions F3a - F3f are contained on record NINCOME.

Cases from the Scotland and Wales extension samples, and the Northern Ireland sample can be identified from the variable NMEMORIG.

Derived and additional copied variables are those from NIVFIO to NREGION and from NHGR2R onwards. The variables NREGION NHHSIZE NHHTYPE NTENURE and NFIHHMN are copied from record NHHRESP. The variables NIVFIO NIODC and NHGR2R to NHOH are copied from record NINDALL.

The following variables have data for all missing cases imputed (note that proxy cases do not have imputed values except in the case of NPRFITB):

NJ2PAY	NFIYRDIC	NPRFITB	NPAYGU	NPAYNU	NPAYGTY
NPAYGLY	NPAYNTY	NPAYNLY	NJSPROF	NJSPAYG	NFIMNP
NFIMNB	NFIMNI	NFIMNT	NFIMNNL	NFIMNL	NFIMN
NFIYRL	NFIYRNL	NFIYRP	NFIYRB	NFIYRT	NFIYRI
NFIYR	NSPPAYG	NFIHHMN			

See Section V.3 for a full discussion of imputation. Imputation flag variables are listed below.

NJ2PAYI	NFIYRDII	NPRFITBI	NPAYGUI	NPAYNUI	NPAYGTI
NPAYGLI	NPAYNTI	NPAYNLI	NJSPROFI	NJSPAYGI	NFIMNPI
NFIMNBI	NFIMNII	NFIMNTI	NFIMNNLI	NFIMNLI	NFIMNTHI
NFIYRLI	NFIYRNLI	NFIYRPI	NFIYRBI	NFIYRTI	NFIYRII
NFIYEARI	NSPPAYGI	NFIHHMNI			

### Record Type NJOBHIST

This record contains information from the employment history over the period from 1st September 2003 to the date of interview. There is one record for each spell identified at questions J12-J14, with job characteristic information from questions J16 to J31 appended where relevant.

These records will only exist for respondents whose current labour force spell began after 1.9.2003. The additional key NJSPNO, identifies the sequence of job spell, with the most recent first.

Derived variables are those from NJHENDD onwards. Where a job is with the same employer as previously mentioned and/or at the same workplace (NJHSTAT=1), then the values for NJHSIC NJHSECT and NJHSIZE are copied from the relevant record.

The following variables have all missing data imputed:

NJHGPAY NJHNPAY

See Section V.3 for a full discussion of imputation. Imputation flag variables are listed below.

NJHGPAYI NJHNPAYI

### Record Type NINCOME

This record contains income and payment data. There is one record for each payment recorded at question F3.

This record will only exist for respondents with one or more payments recorded at question F1, (i.e. where NNF1 is greater than 0). For each payment identified at question F1 (i.e. in variables NF101 - NF159) then there will exist at least one NINCOME record with a corresponding value of NFICODE.

In those cases where payments from multiple sources were combined in a single payments and individual receipts could not be distinguished, NINCOME records will exist for each source, but the variables NNFR or NFRVAL may indicate that multiple amounts are referred to, or that the amount is given on another record.

NFIM09L - NFIM04N are derived variables indicating the estimated amount received in each month, taking into account joint receipt and changes in welfare benefit levels. These calculations depend on the variable NFRJTVF, which is a flag variable identifying whether a reported jointly received payment can be matched to any other persons payment. The code constructing these variables is in the procedure N13DV.NFIM.



The following variables have all missing data imputed:

NFRVAL NFIM09L to NFIM04N

See the User Documentation for a full discussion of imputation. Imputation flag variables are listed below. Note that a value is not imputed where the missing value code is -3 'amount included elsewhere'.

NFRVALI (This also implies imputation on NFIM09L to NFIM04N)

### **Record Type NEGOALT**

This record provides a mechanism for identifying the relationship of each individual in a household to all others. There are two records for each relationship pair to separately identify the relationship in either direction (e.g. one record identifies that person 1 is the parent of person 3, while another record identifies that person 3 is the child of person 1). The relationship codes are not gendered, so the sex of each person is also given.

The relationship given is that of the second person to the first (e.g. if NPNO = 1 and NOPNO = 3 and NREL = 4 (natural child)) then person 3 is the natural child of person 1.

The variable NLWSTAT allows the computation of household composition change measures since Wave Two.

### **Record Type NYOUTH**

This record type contains responses to the Young persons questionnaire, asked of children aged 11 to 15 on 1st December 2004. There will be one record for each respondent young person. Such respondents have the value 21 for the final interview outcome variable NIVFIO. The variable NYPWGHT contains an individual cross-sectional weight to be used specifically with the young person responses. Note that this weight assumes the inclusion of cases from the Scotland and Wales extension samples. The record contains the normal key variables NHID and NPNO, and children may be matched to their parents through the record NEGOALT. See the note to the record type NINDRESP above for a discussion of corresponding parental questions. Note that these questions are asked of both natural parents and step parents. Young people in the Northern Ireland sample did not receive this questionnaire.

## **III.25. WAVE FIFTEEN: Record Types and Wave-Specific Information**

### **Record Type OHHSAMP**

Record Type OHHSAMP contains fieldwork control, interview outcome and weighting information. There is one record for each issued household, and records for additional households which split off from an issued household. (See the User Documentation for a detailed description of the fieldwork process.)

Respondent households, for which records OHHRESP etc will exist may be identified from the variable OIVFHO. Note that the coding frame for this variable is substantially different from that used at Wave One. Cases from the Scotland and Wales extension samples, and the Northern Ireland sample can be identified from the variable OHHORIG.

Derived and additional variables are those from OXHWGHT onwards.

### **Record Type OINDSAMP**

This record contains individual level variables derived from the Household Cover sheet. The record is keyed on OHID and OPNO. There will be one OINDSAMP record for each issued individual at each household where they were expected to be found, either at first issue, or as a result of a move uncovered during the fieldwork process, and additionally a record for each new entrant identified at a contacted household. Thus any individual may be represented by more than one OINDSAMP record, if they were understood to have moved. The variable OFINLOC enables the last household where the sample member was expected to be found to be identified. Cases from the Scotland and Wales

extension samples, and the Northern Ireland sample can be identified from the variable OMEMORIG.

This record will contain information about dates of departure and reasons for departure for sample members who left respondent households. It will also contain last enumeration information about sample members who have died.

### Record Type OINDALL

This record contains individual level variables derived from the Household Composition Form. There is one record for each individual enumerated in a respondent household. This record is the only one containing individual level data on children and other non-respondents.

Full and Proxy respondents for whom a corresponding OINDRESP record exists may be identified from the variable OIVFIO (individual interview outcome). Cases from the Scotland and Wales extension samples, and the Northern Ireland sample can be identified from the variable OMEMORIG.

Derived and additional variables are those from OAGE onwards.

See section V.2 for a full discussion of the use of the weights contained on this record type.

### Record Type OHHRESP

This record contains data from the Household Questionnaire and household level information from the Household Composition Form for respondent households. There is one record for each household.

Households with response code 14 'telephone interview only' will have OHHRESP records, but with most variables taking the missing value code -7.

For the households with response code 43 - 'proxy taken at Wave One address' the OHHRESP record will exist, entirely consist of missing values. In addition a small number of households were missing household questionnaires - these may be identified from the variable OHHDC. Cases, from the Scotland and Wales extension samples, and the Northern Ireland sample can be identified from the variable OHHORIG.

Derived and additional variables are those from OHHDC onwards. Of these, OXHWGHT OREGION and OLADISTC are direct copies of variables on record OHHSAMP.

The following variables have data for all missing cases imputed:

OMGNEW	OXPMG	OHSVAL	OHRENT	ORENTGI	OXPHSN
OXPHSG	OFIHHMN	OFIHHML	OFIHHMNL	OFIHHMP	OFIHHMB
OFIHHMT	OFIHHMI	OFIHHYR	OFIHHYL	OFIHHYNL	OFIHHYP
OFIHHYB	OFIHHYT	OFIHHYI			

See Section V.3 for a full discussion of imputation. Imputation flag variables are listed below:

OMGNEWI	OXPMGI	OHSVALI	ORENTI	ORENTGI	OXPHSNI
OXPHSGI	OFIHHMNI	OFIHHMLI	OFIHMNLI	OFIHHMPI	OFIHHMBI
OFIHHMTI	OFIHHMII	OFIHHYRI	OFIHHYLI	OFIHHYNI	OFIHHYPI
OFIHHYBI	OFIHHYTI	OFIHHYI			

### Record Type OINDRESP

This record contains individual data from full and proxy questionnaires. Data from the Household Composition Form is also copied to this record. Proxy and telephone respondents may be distinguished from main questionnaire respondents on the basis of the variable OIVFIO.

From Wave Fifteen, the means of collection of data on qualifications has been restructured. Respondents are asked at one point whether they have obtained qualifications in the last year, instead of being asked about qualifications obtained associated with each spell of education and training, as was the case between waves 8 and 14. Other information about these spells is still collected. Qualifications attained in the last year are contained in the variables wQFX to wQFXN and wQFEDX to wNQFEXK, which were derived variables between wave 8 and 14.

Proxy and telephone data is copied to equivalent full questionnaire variables. Where there is no equivalent variable, values are set to -7 (inapplicable). The variables OPRRS2I OPRIPN OPRWHY OPRFEHQ OPRSEHQ OPRFITB OPRJBFT OTELWHY etc correspond to questions which have no direct equivalent in the full questionnaire. They are inapplicable for full respondents.

Data from the job history are contained on record OJOBHIST, except for a number of derived variables. Similarly detailed data on payment receipts from questions F3a - F3f are contained on record OINCOME.

Cases from the Scotland and Wales extension samples, and the Northern Ireland sample can be identified from the variable OMEMORIG.

Derived and additional copied variables are those from OIVFIO to OREGION and from OHGR2R onwards. The variables OREGION OHHSIZE OHHTYPE OTENURE and OFIHHMN are copied from record OHHRESP. The variables OIVFIO OIODC and OHGR2R to OHOH are copied from record OINDALL.

The following variables have data for all missing cases imputed (note that proxy cases do not have imputed values except in the case of OPRFITB):

OJ2PAY	OFIYRDIC	OPRFITB	OPAYGU	OPAYNU	OPAYGTY
OPAYGLY	OPAYNTY	OPAYNLY	OJSPROF	OJSPAYG	OFIMNP
OFIMNB	OFIMNI	OFIMNT	OFIMNNL	OFIMNL	OFIMN
OFIYRL	OFIYRNL	OFIYRP	OFIYRB	OFIYRT	OFIYRI
OFIYR	OSPPAYG	OFIHHMN			

See Section V.3 for a full discussion of imputation. Imputation flag variables are listed below.

OJ2PAYI	OFIYRDII	OPRFITBI	OPAYGUI	OPAYNUI	OPAYGTI
OPAYGLI	OPAYNTI	OPAYNLI	OJSPROFI	OJSPAYGI	OFIMNPI
OFIMNBI	OFIMNII	OFIMNTI	OFIMNNLI	OFIMNLI	OFIMNTHI
OFIYRLI	OFIYRNLI	OFIYRPI	OFIYRBI	OFIYRTI	OFIYRII
OFIYEARI	OSPPAYGI	OFIHHMNI			

### Record Type OJOBHIST

This record contains information from the employment history over the period from 1st September 2004 to the date of interview. There is one record for each spell identified at questions J12-J14, with job characteristic information from questions J16 to J31 appended where relevant.

These records will only exist for respondents whose current labour force spell began after 1.9.2004. The additional key OJSPNO, identifies the sequence of job spell, with the most recent first.

Derived variables are those from OJHENDD onwards. Where a job is with the same employer as previously mentioned and/or at the same workplace (OJHSTAT=1), then the values for OJHSIC OJHSECT and OJHSIZE are copied from the relevant record.

The following variables have all missing data imputed:

OJHGPAY OJHNPAY

See Section V.3 for a full discussion of imputation. Imputation flag variables are listed below.

OJHGPAYI OJHNPAYI

### Record Type OINCOME

This record contains income and payment data. There is one record for each payment recorded at question F3.

This record will only exist for respondents with one or more payments recorded at question F1, (i.e. where ONF1 is greater than 0). For each payment identified at question F1 (i.e. in variables OF101 -

OF159) then there will exist at least one OINCOME record with a corresponding value of OFICODE.

In those cases where payments from multiple sources were combined in a single payments and individual receipts could not be distinguished, OINCOME records will exist for each source, but the variables ONFR or OFRVAL may indicate that multiple amounts are referred to, or that the amount is given on another record.

OFIM09L - OFIM04N are derived variables indicating the estimated amount received in each month, taking into account joint receipt and changes in welfare benefit levels. These calculations depend on the variable OFRJTVF, which is a flag variable identifying whether a reported jointly received payment can be matched to any other persons payment. The code constructing these variables is in the procedure O13DV.NFIM.

The following variables have all missing data imputed:

OFRVAL OFIM09L to OFIM04N

See the User Documentation for a full discussion of imputation. Imputation flag variables are listed below. Note that a value is not imputed where the missing value code is -3 'amount included elsewhere'.

OFRVALI (This also implies imputation on OFIM09L to OFIM04N)

### **Record Type OEGOALT**

This record provides a mechanism for identifying the relationship of each individual in a household to all others. There are two records for each relationship pair to separately identify the relationship in either direction (e.g. one record identifies that person 1 is the parent of person 3, while another record identifies that person 3 is the child of person 1). The relationship codes are not gendered, so the sex of each person is also given.

The relationship given is that of the second person to the first (e.g. if OPNO = 1 and OOPNO = 3 and OREL = 4 (natural child)) then person 3 is the natural child of person 1.

The variable OLWSTAT allows the computation of household composition change measures since Wave Two.

### **Record Type OYOUTH**

This record type contains responses to the Young persons questionnaire, asked of children aged 11 to 15 on 1st December 2005. There will be one record for each respondent young person. Such respondents have the value 21 for the final interview outcome variable OIVFIO. The variable OYPWGHT contains an individual cross-sectional weight to be used specifically with the young person responses. Note that this weight assumes the inclusion of cases from the Scotland, Wales and Northern Ireland extension samples. The record contains the normal key variables OHID and OPNO, and children may be matched to their parents through the record OEGOALT. See the note to the record type OINDRESP above for a discussion of corresponding parental questions. Note that these questions are asked of both natural parents and step parents.

## **III.26. WAVE SIXTEEN: Record Types and Wave-Specific Information**

### **Record Type PHHSAMP**

Record Type PHHSAMP contains fieldwork control, interview outcome and weighting information. There is one record for each issued household, and records for additional households which split off from an issued household. (See the User Documentation for a detailed description of the fieldwork process.)

Respondent households, for which records PHHRESP etc will exist may be identified from the variable PIVFHO. Note that the coding frame for this variable is substantially different from that used at Wave One. Cases from the Scotland and Wales extension samples, and the Northern Ireland sample can be identified from the variable PHHORIG.

Derived and additional variables are those from PXHWGHT onwards.

### Record Type PINDSAMP

This record contains individual level variables derived from the Household Cover sheet. The record is keyed on PHID and PPNO. There will be one PINDSAMP record for each issued individual at each household where they were expected to be found, either at first issue, or as a result of a move uncovered during the fieldwork process, and additionally a record for each new entrant identified at a contacted household. Thus any individual may be represented by more than one PINDSAMP record, if they were understood to have moved. The variable PFINLOC enables the last household where the sample member was expected to be found to be identified. Cases from the Scotland and Wales extension samples, and the Northern Ireland sample can be identified from the variable PMEMORIG.

This record will contain information about dates of departure and reasons for departure for sample members who left respondent households. It will also contain last enumeration information about sample members who have died.

### Record Type PINDALL

This record contains individual level variables derived from the Household Composition Form. There is one record for each individual enumerated in a respondent household. This record is the only one containing individual level data on children and other non-respondents.

Full and Proxy respondents for whom a corresponding PINDRESP record exists may be identified from the variable PIVFIO (individual interview outcome). Cases from the Scotland and Wales extension samples, and the Northern Ireland sample can be identified from the variable PMEMORIG.

Derived and additional variables are those from PAGE onwards.

See section V.2 for a full discussion of the use of the weights contained on this record type.

### Record Type PHHRESP

This record contains data from the Household Questionnaire and household level information from the Household Composition Form for respondent households. There is one record for each household.

Households with response code 14 'telephone interview only' will have PHHRESP records, but with most variables taking the missing value code -7.

For the households with response code 43 - 'proxy taken at Wave One address' the PHHRESP record will exist, entirely consist of missing values. In addition a small number of households were missing household questionnaires - these may be identified from the variable PHHDC. Cases, from the Scotland and Wales extension samples, and the Northern Ireland sample can be identified from the variable PHHORIG.

Derived and additional variables are those from PHHDC onwards. Of these, PXHWGHT and PREGION are direct copies of variables on record PHHSAMP.

The following variables have data for all missing cases imputed:

PMGNEW	PXPMG	PHSVAL	PHRENT	PRENTGI	PXPHSN
PXPHSG	PFIHBMN	PFIHML	PFIHMNL	PFIHMPI	PFIHMB
PFIHMT	PFIHMI	PFIHYR	PFIHYL	PFIHYNL	PFIHYPI
PFIHYB	PFIHYT	PFIHYI			

See Section V.3 for a full discussion of imputation. Imputation flag variables are listed below:

PMGNEWI	PXPMGI	PHSVALI	PRENTI	PRENTGI	PXPHSNI
PXPHSGI	PFIHMNI	PFIHMLI	PFIHMNLI	PFIHMPI	PFIHMBI
PFIHMTI	PFIHMII	PFIHYRI	PFIHYLI	PFIHYNI	PFIHYPI
PFIHYBI	PFIHYTI	PFIHYI			

## Record Type PINDRESP

This record contains individual data from full and proxy questionnaires. Data from the Household Composition Form is also copied to this record. Proxy and telephone respondents may be distinguished from main questionnaire respondents on the basis of the variable PIVFIO.

From Wave Fifteen, the means of collection of data on qualifications has been restructured. Respondents are asked at one point whether they have obtained qualifications in the last year, instead of being asked about qualifications obtained associated with each spell of education and training, as was the case between waves 8 and 14. Other information about these spells is still collected. Qualifications attained in the last year are contained in the variables wQFX to wQFXN and wQFEDX to wNQFEXK, which were derived variables between wave 8 and 14.

Proxy and telephone data is copied to equivalent full questionnaire variables. Where there is no equivalent variable, values are set to -7 (inapplicable). The variables PPRRS2I PPRIPN PPRWHY PPRFEHQ PPRSEHQ PPRFITB PPRJBFT PTELWHY etc correspond to questions which have no direct equivalent in the full questionnaire. They are inapplicable for full respondents.

Data from the job history are contained on record PJOBHIST, except for a number of derived variables. Similarly detailed data on payment receipts from questions F3a - F3f are contained on record PINCOME.

Cases from the Scotland and Wales extension samples, and the Northern Ireland sample can be identified from the variable PMEMORIG.

Derived and additional copied variables are those from PIVFIO to PREGION and from PHGR2R onwards. The variables PREGION PHHSIZE PHHTYPE PTENURE and PFIHNMN are copied from record PHHRESP. The variables PIVFIO PIODC and PHGR2R to PHOH are copied from record PINDALL.

The following variables have data for all missing cases imputed (note that proxy cases do not have imputed values except in the case of PPRFITB):

PJ2PAY	PFIYRDIC	PPRFITB	PPAYGU	PPAYNU	PPAYGTY
PPAYGLY	PPAYNTY	PPAYNLY	PJSPROF	PJSPAYG	PFIMNP
PFIMNB	PFIMNI	PFIMNT	PFIMNNL	PFIMNL	PFIMN
PFIYRL	PFIYRNL	PFIYRP	PFIYRB	PFIYRT	PFIYRI
PFIYR	PSPPAYG	PFIHNMN			

See Section V.3 for a full discussion of imputation. Imputation flag variables are listed below.

PJ2PAYI	PFIYRDII	PPRFITBI	PPAYGUI	PPAYNUI	PPAYGTI
PPAYGLI	PPAYNTI	PPAYNLI	PJSPRPFI	PJSPAYGI	PFIMNPI
PFIMNBI	PFIMNII	PFIMNTI	PFIMNLI	PFIMNLI	PFIMNTHI
PFIYRLI	PFIYRNLI	PFIYRPI	PFIYRBI	PFIYRTI	PFIYRII
PFIYEARI	PSPPAYGI	PFIHNMNI			

## Record Type PJOBHSTD

This record contains information from the employment history over the period from 1st September 2005 to the date of interview. There is one record for each spell identified at questions J10 and J10b. In contrast to the annual employment history collected at waves 1 to 15, and contained in record wJOBHIST, the sequence of spells works forward from the situation at the time of the previous which is fed forward using dependent interviewing (or is asked if the respondent was not interviewed at the previous waves). See section IV.18 for further information on dependent interviewing. Data from this record have been reconstructed into the format as collected at previous waves. These data are contained in record PJOBHIST.

These records will only exist for respondents whose current labour force spell began after 1.9.2005. The additional key PJSPNO, identifies the sequence of job spell, with the most recent first. Note that values of PJSPNO on PJOBHIST and PJOBHSTD refer to different spells.

## Record Type PINCOME

This record contains income and payment data. There is one record for each payment recorded at question F3.

This record will only exist for respondents with one or more payments recorded at question F1, (i.e. where PNF1 is greater than 0). For each payment identified at question F1 (i.e. in variables PF101 - PF159) then there will exist at least one PINCOME record with a corresponding value of PFICODE.

In those cases where payments from multiple sources were combined in a single payments and individual receipts could not be distinguished, PINCOME records will exist for each source, but the variables PNFR or PFRVAL may indicate that multiple amounts are referred to, or that the amount is given on another record.

PFIM09L - PFIM04N are derived variables indicating the estimated amount received in each month, taking into account joint receipt and changes in welfare benefit levels. These calculations depend on the variable PFRJTVF, which is a flag variable identifying whether a reported jointly received payment can be matched to any other persons payment. The code constructing these variables is in the procedure P16DV.NFIM.

The following variables have all missing data imputed:

PFRVAL PFIM09L to PFIM04N

See the User Documentation for a full discussion of imputation. Imputation flag variables are listed below. Note that a value is not imputed where the missing value code is -3 'amount included elsewhere'.

PFRVALI (This also implies imputation on PFIM09L to PFIM04N)

## Record Type PEGOALT

This record provides a mechanism for identifying the relationship of each individual in a household to all others. There are two records for each relationship pair to separately identify the relationship in either direction (e.g. one record identifies that person 1 is the parent of person 3, while another record identifies that person 3 is the child of person 1). The relationship codes are not gendered, so the sex of each person is also given.

The relationship given is that of the second person to the first (e.g. if PPNO = 1 and POPNO = 3 and PREL = 4 (natural child)) then person 3 is the natural child of person 1.

The variable PLWSTAT allows the computation of household composition change measures since Wave Two.

## Record Type PYOUTH

This record type contains responses to the Young persons questionnaire, asked of children aged 11 to 15 on 1st December 2006. There will be one record for each respondent young person. Such respondents have the value 21 for the final interview outcome variable PIVFIO. The variable PYPWGHT contains an individual cross-sectional weight to be used specifically with the young person responses. Note that this weight assumes the inclusion of cases from the Scotland, Wales and Northern Ireland extension samples. The record contains the normal key variables PHID and PPNO, and children may be matched to their parents through the record PEGOALT. See the note to the record type PINDRESP above for a discussion of corresponding parental questions. Note that these questions are asked of both natural parents and step parents.

## Record Type PJOBHIST

This record contains information from the employment history over the period from 1st September 2005 to the date of interview. It is derived from the data contained in PJOBHSTD, which is collected in a different format from that used at waves 1 to 15, and is based on fed forward data from the previous wave. It has the same structure as wJOBHIST for previous waves with the order of spells being backward from the current spell to 1st September 2005. For continuing respondents, information

about the situation at the time of the last interview has been copied from previous wave. For new respondents detailed information about the job held 12 months earlier is not available.

These records will only exist for respondents whose current labour force spell began after 1.9.2005. The additional key PJSPNO, identifies the sequence of job spell, with the most recent first. Note that values of PJSPNO on PJOBHIST and PJOBHSTD refer to different spells.

Derived variables are those from PJHENDD onwards. Where a job is with the same employer as previously mentioned and/or at the same workplace (OJHSTAT=1), then the values for PJHSIC PJHSECT and PJHSIZE are copied from the relevant record.

The following variables have all missing data imputed:

PJHGPAY PJHNPAY

See Section V.3 for a full discussion of imputation. Imputation flag variables are listed below.

PJHGPAYI PJHNPAYI

### **III.27. WAVE SEVENTEEN: Record Types and Wave-Specific Information**

#### **Record Type QHHSAMP**

Record Type QHHSAMP contains fieldwork control, interview outcome and weighting information. There is one record for each issued household, and records for additional households which split off from an issued household. (See the User Documentation for a detailed description of the fieldwork process.)

Respondent households, for which records QHHRESP etc will exist may be identified from the variable QIVFHO. Note that the coding frame for this variable is substantially different from that used at Wave One. Cases from the Scotland and Wales extension samples, and the Northern Ireland sample can be identified from the variable QHHORIG.

Derived and additional variables are those from QXHWGHT onwards.

#### **Record Type QINDSAMP**

This record contains individual level variables derived from the Household Cover sheet. The record is keyed on QHID and QPNO. There will be one QINDSAMP record for each issued individual at each household where they were expected to be found, either at first issue, or as a result of a move uncovered during the fieldwork process, and additionally a record for each new entrant identified at a contacted household. Thus any individual may be represented by more than one QINDSAMP record, if they were understood to have moved. The variable QFINLOC enables the last household where the sample member was expected to be found to be identified. Cases from the Scotland and Wales extension samples, and the Northern Ireland sample can be identified from the variable QMEMORIG.

This record will contain information about dates of departure and reasons for departure for sample members who left respondent households. It will also contain last enumeration information about sample members who have died.

#### **Record Type QINDALL**

This record contains individual level variables derived from the Household Composition Form. There is one record for each individual enumerated in a respondent household. This record is the only one containing individual level data on children and other non-respondents.

Full and Proxy respondents for whom a corresponding QINDRESP record exists may be identified from the variable QIVFIO (individual interview outcome). Cases from the Scotland and Wales extension samples, and the Northern Ireland sample can be identified from the variable QMEMORIG.

Derived and additional variables are those from QAGE onwards.



See section V.2 for a full discussion of the use of the weights contained on this record type.

### Record Type QHHRESP

This record contains data from the Household Questionnaire and household level information from the Household Composition Form for respondent households. There is one record for each household.

Households with response code 14 'telephone interview only' will have QHHRESP records, but with most variables taking the missing value code -7.

For the households with response code 43 - 'proxy taken at Wave One address' the QHHRESP record will exist, entirely consist of missing values. In addition a small number of households were missing household questionnaires - these may be identified from the variable QHHDC. Cases, from the Scotland and Wales extension samples, and the Northern Ireland sample can be identified from the variable QHHORIG.

Derived and additional variables are those from QHHDC onwards. Of these, QXHWGHT and QREGION are direct copies of variables on record QHHSAMP.

The following variables have data for all missing cases imputed:

QMGNEW	QXPMG	QHSVAL	QHRENT	QRENTGI	QXPHSN
QXPHSG	QFIHHMN	QFIHHML	QFIHHMNL	QFIHHMP	QFIHHMB
QFIHHMT	QFIHHMI	QFIHHYR	QFIHHYL	QFIHHYNL	QFIHHYP
QFIHHYB	QFIHHYT	QFIHHYI			

See Section V.3 for a full discussion of imputation. Imputation flag variables are listed below:

QMGNEWI	QXPMGI	QHSVALI	QRENTI	QRENTGI	QXPHSNI
QXPHSGI	QFIHHMNI	QFIHHMLI	QFIHMNLI	QFIHHMPI	QFIHHMBI
QFIHHMTI	QFIHHMII	QFIHHYRI	QFIHHYLI	QFIHHYNI	QFIHHYPI
QFIHHYBI	QFIHHYTI	QFIHHYII			

### Record Type QINDRESP

This record contains individual data from full and proxy questionnaires. Data from the Household Composition Form is also copied to this record. Proxy and telephone respondents may be distinguished from main questionnaire respondents on the basis of the variable QIVFIO.

From Wave Fifteen, the means of collection of data on qualifications has been restructured. Respondents are asked at one point whether they have obtained qualifications in the last year, instead of being asked about qualifications obtained associated with each spell of education and training, as was the case between waves 8 and 14. Other information about these spells is still collected. Qualifications attained in the last year are contained in the variables wQFX to wQFXN and wQFEDX to wNQFEXX, which were derived variables between wave 8 and 14.

Proxy and telephone data is copied to equivalent full questionnaire variables. Where there is no equivalent variable, values are set to -7 (inapplicable). The variables QPRRS2I QPRIPN QPRWHY QPRFEHQ QPRSEHQ QPRFITB QPRJBFT QTELWHY etc correspond to questions which have no direct equivalent in the full questionnaire. They are inapplicable for full respondents.

Data from the job history are contained on record QJOBHIST, except for a number of derived variables. Similarly detailed data on payment receipts from questions F3a - F3f are contained on record QINCOME.

Cases from the Scotland and Wales extension samples, and the Northern Ireland sample can be identified from the variable QMEMORIG.

Derived and additional copied variables are those from QIVFIO to QREGION and from QHGR2R onwards. The variables QREGION QHHSIZE QHHTYPE QTENURE and QFIHHMN are copied from record QHHRESP. The variables QIVFIO QIODC and QHGR2R to QHOH are copied from record QINDALL.

The following variables have data for all missing cases imputed (note that proxy cases do not have imputed values except in the case of QPRFITB):

QJ2PAY	QFIYRDIC	QPRFITB	QPAYGU	QPAYNU	QPAYGTY
QPAYGLY	QPAYNTY	QPAYNLY	QJSPROF	QJSPAYG	QFIMNP
QFIMNB	QFIMNI	QFIMNT	QFIMNNL	QFIMNL	QFIMN
QFIYRL	QFIYRNL	QFIYRP	QFIYRB	QFIYRT	QFIYRI
QFIYR	QSPPAYG	QFIHHMN			

See Section V.3 for a full discussion of imputation. Imputation flag variables are listed below.

QJ2PAYI	QFIYRDII	QPRFITBI	QPAYGUI	QPAYNUI	QPAYGTI
QPAYGLI	QPAYNTI	QPAYNLI	QJSPRPF I	QJSPAYGI	QFIMNPI
QFIMNBI	QFIMNII	QFIMNTI	QFIMNNLI	QFIMNLI	QFIMNTHI
QFIYRLI	QFIYRNLI	QFIYRPI	QFIYRBI	QFIYRTI	QFIYRII
QFIYEARI	QSPPAYGI	QFIHHMNI			

### Record Type QJOBHSTD

This record contains information from the employment history over the period from the date of the interview at wave 16 or 1st September 2006 if there was no interview to the date of wave 17 interview. There is one record for each spell identified at questions J10 and J10b. In contrast to the annual employment history collected at waves 1 to 15, and contained in record wJOBHIST, the sequence of spells works forward from the situation at the time of the previous interview which is fed forward using dependent interviewing (or is asked if the respondent was not interviewed at the previous waves). See section IV.18 for further information on dependent interviewing. Data from this record have been reconstructed into the format as collected at previous waves. These data are contained in record QJOBHIST.

These records will only exist for respondents whose current labour force spell began after 1.9.2006. The additional key QJSPNO, identifies the sequence of job spell, with the most recent first. Note that values of QJSPNO on QJOBHIST and QJOBHSTD refer to different spells.

### Record Type QINCOME

This record contains income and payment data. There is one record for each payment recorded at question F3.

This record will only exist for respondents with one or more payments recorded at question F1, (i.e. where QNF1 is greater than 0). For each payment identified at question F1 (i.e. in variables QF101 - QF159) then there will exist at least one QINCOME record with a corresponding value of QFICODE.

In those cases where payments from multiple sources were combined in a single payments and individual receipts could not be distinguished, QINCOME records will exist for each source, but the variables QNFR or QFRVAL may indicate that multiple amounts are referred to, or that the amount is given on another record.

QFIM09L - QFIM04N are derived variables indicating the estimated amount received in each month, taking into account joint receipt and changes in welfare benefit levels. These calculations depend on the variable QFRJTVF, which is a flag variable identifying whether a reported jointly received payment can be matched to any other persons payment. The code constructing these variables is in the procedure M17DV.QFIM.

The following variables have all missing data imputed:

QFRVAL QFIM09L to QFIM04N

See the User Documentation for a full discussion of imputation. Imputation flag variables are listed below. Note that a value is not imputed where the missing value code is -3 'amount included elsewhere'.

QFRVALI (This also implies imputation on QFIM09L to QFIM04N)

### **Record Type QEGOALT**

This record provides a mechanism for identifying the relationship of each individual in a household to all others. There are two records for each relationship pair to separately identify the relationship in either direction (e.g. one record identifies that person 1 is the parent of person 3, while another record identifies that person 3 is the child of person 1). The relationship codes are not gendered, so the sex of each person is also given.

The relationship given is that of the second person to the first (e.g. if QPNO = 1 and QOPNO = 3 and QREL = 4 (natural child)) then person 3 is the natural child of person 1.

The variable QLWSTAT allows the computation of household composition change measures since Wave Two.

### **Record Type QYOUTH**

This record type contains responses to the Young persons' questionnaire, asked of children aged 11 to 15 on 1st December 2007. There will be one record for each respondent young person. Such respondents have the value 21 for the final interview outcome variable QIVFIO. The variable QYPWGHT contains an individual cross-sectional weight to be used specifically with the young person responses. Note that this weight assumes the inclusion of cases from the Scotland, Wales and Northern Ireland extension samples. The record contains the normal key variables QHID and QPNO, and children may be matched to their parents through the record QEGOALT. See the note to the record type QINDRESP above for a discussion of corresponding parental questions. Note that these questions are asked of both natural parents and step parents.

### **Record Type QJOBHIST**

This record contains information from the employment history over the period from 1st September 2006 to the date of interview. It is derived from the data contained in QJOBHSTD, which is collected in a different format from that used at waves 1 to 15, and is based on fed forward data from the previous wave. It has the same structure as wJOBHIST for previous waves with the order of spells being backward from the current spell to 1st September 2007. For continuing respondents, information about the situation at the time of the last interview has been copied from previous wave. For new respondents detailed information about the job held 12 months earlier is not available.

These records will only exist for respondents whose current labour force spell began after 1.9.2006. The additional key QJSPNO, identifies the sequence of job spell, with the most recent first. Note that values of QJSPNO on QJOBHIST and QJOBHSTD refer to different spells.

Derived variables are those from QJHENDD onwards. Where a job is with the same employer as previously mentioned and/or at the same workplace (QJHSTAT=1), then the values for QJHSIC QJHSECT and QJHSIZE are copied from the relevant record.

The following variables have all missing data imputed:

QJHGPAY QJHNPAY

See Section V.3 for a full discussion of imputation. Imputation flag variables are listed below.

QJHGPAYI QJHNPAYI

### **Record Type QCHILD**

This record contains information about the each of the children of the respondent including biological, step, adopted and foster children, given in answer to questions RV46 to V69. There is one record for each child reported in answer to question RV45.

## **III.28. WAVE EIGHTEEN: Record Types and Wave-Specific Information**

### **Record Type RHHSAMP**

Record Type RHHSAMP contains fieldwork control, interview outcome and weighting information. There is one record for each issued household, and records for additional households which split off from an issued household. (See the User Documentation for a detailed description of the fieldwork process.)

Respondent households, for which records RHHRESP etc will exist may be identified from the variable RIVFHO. Note that the coding frame for this variable is substantially different from that used at Wave One. Cases from the Scotland and Wales extension samples, and the Northern Ireland sample can be identified from the variable RHHORIG.

Derived and additional variables are those from RXHWGHT onwards.

### **Record Type RINDSAMP**

This record contains individual level variables derived from the Household Cover sheet. The record is keyed on RHID and RPNO. There will be one RINDSAMP record for each issued individual at each household where they were expected to be found, either at first issue, or as a result of a move uncovered during the fieldwork process, and additionally a record for each new entrant identified at a contacted household. Thus any individual may be represented by more than one RINDSAMP record, if they were understood to have moved. The variable RFINLOC enables the last household where the sample member was expected to be found to be identified. Cases from the Scotland and Wales extension samples, and the Northern Ireland sample can be identified from the variable RMEMORIG.

This record will contain information about dates of departure and reasons for departure for sample members who left respondent households. It will also contain last enumeration information about sample members who have died.

### **Record Type RINDALL**

This record contains individual level variables derived from the Household Composition Form. There is one record for each individual enumerated in a respondent household. This record is the only one containing individual level data on children and other non-respondents.

Full and Proxy respondents for whom a corresponding RINDRESP record exists may be identified from the variable RIVFIO (individual interview outcome). Cases from the Scotland and Wales extension samples, and the Northern Ireland sample can be identified from the variable RMEMORIG.

Derived and additional variables are those from RAGE onwards.

See section V.2 for a full discussion of the use of the weights contained on this record type.

### **Record Type RHHRESP**

This record contains data from the Household Questionnaire and household level information from the Household Composition Form for respondent households. There is one record for each household.

Households with response code 14 'telephone interview only' will have RHHRESP records, but with most variables taking the missing value code -7.

For the households with response code 43 - 'proxy taken at Wave One address' the RHHRESP record will exist, entirely consist of missing values. In addition a small number of households were

missing household questionnaires - these may be identified from the variable RHHDC. Cases, from the Scotland and Wales extension samples, and the Northern Ireland sample can be identified from the variable RHHORIG.

Derived and additional variables are those from RHHDC onwards. Of these, RXHWGHT and RREGION are direct copies of variables on record RHHSAMP.

The following variables have data for all missing cases imputed:

RMGNEW	RXPMG	RHSVAL	RHRENT	RRENTGI	RXPHSN
RXPHSG	RFIHHMN	RFIHHML	RFIHHMNL	RFIHHMP	RFIHHMB
RFIHHMT	RFIHHMI	RFIHHYR	RFIHHYL	RFIHHYNL	RFIHHYP
RFIHHYB	RFIHHYT	RFIHHYI			

See Section V.3 for a full discussion of imputation. Imputation flag variables are listed below:

RMGNEWI	RXPMGI	RHSVALI	RRENTI	RRENTGI	RXPHSNI
RXPHSGI	RFIHHMNI	RFIHHMLI	RFIHHMNL	RFIHHMPI	RFIHHMBI
RFIHHMTI	RFIHHMII	RFIHHYRI	RFIHHYLI	RFIHHYNI	RFIHHYPI
RFIHHYBI	RFIHHYTI	RFIHHYI			

### Record Type RINDRESP

This record contains individual data from full and proxy questionnaires. Data from the Household Composition Form is also copied to this record. Proxy and telephone respondents may be distinguished from main questionnaire respondents on the basis of the variable RIVFIO.

From Wave Fifteen, the means of collection of data on qualifications has been restructured. Respondents are asked at one point whether they have obtained qualifications in the last year, instead of being asked about qualifications obtained associated with each spell of education and training, as was the case between waves 8 and 14. Other information about these spells is still collected. Qualifications attained in the last year are contained in the variables wQFX to wQFXN and wQFEDX to wNQFEXK, which were derived variables between wave 8 and 14.

Proxy and telephone data is copied to equivalent full questionnaire variables. Where there is no equivalent variable, values are set to -7 (inapplicable). The variables RPRRS2I RPRIPN RPRWHY RPRFEHQ RPRSEHQ RPRFITB RPRJBFT RTELWHY etc correspond to questions which have no direct equivalent in the full questionnaire. They are inapplicable for full respondents.

Data from the job history are contained on record RJOBHIST, except for a number of derived variables. Similarly detailed data on payment receipts from questions F3a - F3f are contained on record RINCOME.

Cases from the Scotland and Wales extension samples, and the Northern Ireland sample can be identified from the variable RMEMORIG.

Derived and additional copied variables are those from RIVFIO to RREGION and from RHGR2R onwards. The variables RREGION RHHSIZE RHHTYPE RTENURE and RFIHHMN are copied from record RHHRESP. The variables RIVFIO RIODC and RHGR2R to RHOH are copied from record RINDALL.

The following variables have data for all missing cases imputed (note that proxy cases do not have imputed values except in the case of RPRFITB):

RJ2PAY	RFIYRDIC	RPRFITB	RPAYGU	RPAYNU	RPAYGTY
RPAYGLY	RPAYNTY	RPAYNLY	RJSPROF	RJSPAYG	RFIMNP
RFIMNB	RFIMNI	RFIMNT	RFIMNNL	RFIMNL	RFIMN
RFIYRL	RFIYRNL	RFIYRP	RFIYRB	RFIYRT	RFIYRI
RFIYR	RSPPAYG	RFIHHMN			

See Section V.3 for a full discussion of imputation. Imputation flag variables are listed below.

RJ2PAYI	RFIYRDII	RPRFITBI	RPAYGUI	RPAYNUI	RPAYGTI
RPAYGLI	RPAYNTI	RPAYNLI	RJSPRPF	RJSPAYGI	RFIMNPI
RFIMNBI	RFIMNII	RFIMNTI	RFIMNLI	RFIMNLI	RFIMNTHI
RFIYRLI	RFIYRNLI	RFIYRPI	RFIYRBI	RFIYRTI	RFIYRII
RFIYEARI	RSPPAYGI	RFIHHMNI			

### Record Type RJOBHSTD

This record contains information from the employment history over the period from the date of the interview at wave 16 or 1st September 2006 if there was no interview to the date of wave 17 interview. There is one record for each spell identified at questions J10 and J10b. In contrast to the annual employment history collected at waves 1 to 15, and contained in record wJOBHIST, the sequence of spells works forward from the situation at the time of the previous interview which is fed forward using dependent interviewing (or is asked if the respondent was not interviewed at the previous waves). See section IV.18 for further information on dependent interviewing. Data from this record have been reconstructed into the format as collected at previous waves. These data are contained in record RJOBHIST.

These records will only exist for respondents whose current labour force spell began after 1.9.2006. The additional key RJSPNO, identifies the sequence of job spell, with the most recent first. Note that values of RJSPNO on RJOBHIST and RJOBHSTD refer to different spells.

### Record Type RINCOME

This record contains income and payment data. There is one record for each payment recorded at question F3.

This record will only exist for respondents with one or more payments recorded at question F1, (i.e. where RNF1 is greater than 0). For each payment identified at question F1 (i.e. in variables RF101 - RF159) then there will exist at least one RINCOME record with a corresponding value of RFICODE.

In those cases where payments from multiple sources were combined in a single payments and individual receipts could not be distinguished, RINCOME records will exist for each source, but the variables RNFR or RFRVAL may indicate that multiple amounts are referred to, or that the amount is given on another record.

RFIM09L - RFIM04N are derived variables indicating the estimated amount received in each month, taking into account joint receipt and changes in welfare benefit levels. These calculations depend on the variable RFRJTVF, which is a flag variable identifying whether a reported jointly received payment can be matched to any other persons payment. The code constructing these variables is in the procedure M18DV.RFIM.

The following variables have all missing data imputed:

RFRVAL RFIM09L to RFIM04N

See the User Documentation for a full discussion of imputation. Imputation flag variables are listed below. Note that a value is not imputed where the missing value code is -3 'amount included elsewhere'.

RFRVALI (This also implies imputation on RFIM09L to RFIM04N)

### Record Type REGOALT

This record provides a mechanism for identifying the relationship of each individual in a household to all others. There are two records for each relationship pair to separately identify the relationship in either direction (e.g. one record identifies that person 1 is the parent of person 3, while another record identifies that person 3 is the child of person 1). The relationship codes are not gendered, so the sex of each person is also given.

The relationship given is that of the second person to the first (e.g. if RPNO = 1 and ROPNO = 3 and RREL = 4 (natural child)) then person 3 is the natural child of person 1.

The variable RLWSTAT allows the computation of household composition change measures since Wave Two.

### Record Type RYOUTH

This record type contains responses to the Young persons' questionnaire, asked of children aged 11 to 15 on 1st December 2007. There will be one record for each respondent young person. Such respondents have the value 21 for the final interview outcome variable RIVFIO. The variable RYPWGHT contains an individual cross-sectional weight to be used specifically with the young person responses. Note that this weight assumes the inclusion of cases from the Scotland, Wales and Northern Ireland extension samples. The record contains the normal key variables RHID and RPNO, and children may be matched to their parents through the record REGOALT. See the note to the record type RINDRESP above for a discussion of corresponding parental questions. Note that these questions are asked of both natural parents and step parents.

### Record Type RJOBHIST

This record contains information from the employment history over the period from 1st September 2006 to the date of interview. It is derived from the data contained in RJOBHSTD, which is collected in a different format from that used at waves 1 to 15, and is based on fed forward data from the previous wave. It has the same structure as wJOBHIST for previous waves with the order of spells being backward from the current spell to 1st September 2007. For continuing respondents, information about the situation at the time of the last interview has been copied from previous wave. For new respondents detailed information about the job held 12 months earlier is not available.

These records will only exist for respondents whose current labour force spell began after 1.9.2006. The additional key RJSPNO, identifies the sequence of job spell, with the most recent first. Note that values of RJSPNO on RJOBHIST and RJOBHSTD refer to different spells.

Derived variables are those from RJHENDD onwards. Where a job is with the same employer as previously mentioned and/or at the same workplace (OJHSTAT=1), then the values for RJHSIC RJHSECT and RJHSIZE are copied from the relevant record.

The following variables have all missing data imputed:

RJHGPAY RJHNPAY

See Section V.3 for a full discussion of imputation. Imputation flag variables are listed below.

RJHGPAYI RJHNPAYI

## III.29. Related Data Sets

A number of additional BHPS datasets have been deposited with the Data Archive. They contain additional derived variables and restructured data to facilitate particular types of analysis.

1. **Derived Net Income Variables for BHPS Waves 1-18**, deposited by Horacio Levy and Stephen Jenkins

### NOTE THAT THE DATA DESCRIBED HERE IS NOW INCORPORATED WITH THE BHPS MAIN DATA RELEASE

This data set provided net income variables for BHPS waves 1-18 for household in which all eligible adults gave a full interview (i.e. BHPS variable {a|b|c|d|e|f ivfho}=10). Observe that the derived variables in the main release refer to gross income, i.e. income before deductions for income tax, NI, pension contributions and local taxes have been made. Our net incomes for waves 1-18 have been derived using the June 2010 release of the BHPS.

Our aim has been to produce a longitudinal complement to the cross section income distribution information provided by the Department for Work and Pension's Households Below Average Income (HBAI) reports, and to this end we have adhered closely to the HBAI definition of net income (DSS 1993). The authors have used these data in research covering various aspects of income mobility and poverty dynamics in the UK.

**2. Unified BHPS work-life histories** deposited by Brendan Halpin.

The British Household Panel Study collects extensive labour market history information from its respondents, both during the panel period and retrospectively from labour market entry. That this information is of necessity stored in multiple locations, and of varying levels of detail, has made use somewhat inconvenient. This group of datasets brings the labour market information together in more convenient formats including both monthly calendar files and spell files. The documentation discusses some of the problems of retrospective and panel longitudinal data, and discusses issues of recall error and measurement error which have had to be reached in bringing these data together. Technical paper 13 *Unified BHPS Work-life Histories: Combining Multiple Sources into a User-friendly Format* Brendan Halpin (1997) discusses the creation of this data set in more detail.

**3. BHPS Sampler Teaching Data Sets**

Under the programme of the longitudinal component of the Economic and Social Data Service Longitudinal, teaching data sets based on the BHPS have been created. These include a selection of variables related to a particular and combine variables from several waves into a single data set. At present two of these samplers exist: one containing variables relating to work, family, health and social status, and the other concerning social and political attitudes. Both contain data from waves 1 to 11. The data sets can be browsed using the Data Archive Nesstar system.

**4. BHPS Consolidated Marital, Cohabitation and Fertility Histories, 1991-2009**

This project undertaken by Chiara Pronzato used data from the *British Household Panel Survey* (BHPS), to compile a consolidated marital, cohabitation and fertility file, containing retrospective lifetime histories and subsequent panel data related to respondents' partnerships and childbearing.

**5. BHPS: Programs for Generating Consistent Work-Life Histories: Waves 1-18, 1991-2009**

This project undertaken by David Mare developed programmes and a dataset to extract consistent work-life histories from 18 waves of the BHPS data. The methods used to reconcile the various sources of work-life histories in the BHPS are documented in an accompanying ISER working paper. The programmes allow users to apply their own rules for dealing with inconsistencies in survey responses. The derived work-life history files in this deposit should be seen as a complement to other BHPS Work-Life History files (1990-2005) available from the UK Data Archive under SN 3954 (number 3 above).

**6. Area identifiers and other matched spatial data**

A number of area identifiers for respondent locations, as well as data relating to these areas, which are not included in the main data set are available from the Data Archive under special licence conditions. Further information about these data is available at <http://www.iser.essex.ac.uk/ulsc/bhps/acquiring/area> .

Separate documentation is available for these datasets. Please contact the Data Archive for further information



**Table 8**

<b>BHPS USER DATABASE STRUCTURE : WAVE SPECIFIC RECORDS, FROM WAVE TWO ONWARDS</b>			
<b>RECORD NAME</b>	<b>UNIT OF ANALYSIS</b>	<b>KEY VARIABLES</b>	<b>CONTENT</b>
BMARRIAG	Current and past marriage spells of respondents.	BHID BPNO BMARNO	Dates of : marriages, cohabitations leading to marriage and their dissolutions. Also (if ended) how ended. Identification of current marriage partner.
BCOHABIT	All spells of respondents' cohabitation of three months or more which did not result in marriage.	BHID BPNO BCSNO	Dates of start and end of all cohabitation spells.
BCHILDAD	All adopted or step children who have ever lived with respondent.	BHID BPNO BLACNO	Dates of birth, sex, status and dates of being in the care of the respondent.
BCHILDNT	All children born to or fathered by respondents.	BHID BPNO BLNCNO	Dates of birth, sex, and dates of being in the care of the respondent.
BLIFEMST	All employment status spells since leaving full-time education.	BHID BPNO BLESHNO	Dates of start and finish, length in months and status of employment spells.
CLIFEJOB	All job spells from first leaving full-time education up to 1.9.1990.	CHID CPNO CLJSEQ	Dates of start and finish, length in months and major job characteristics, including occupation, industry, job status, reason for leaving.
DYOUTH	All person aged 11-15 on 1.12.94 who responded to young persons questionnaire	DHID DPNO	All information from Young Persons Questionnaire covering health, and health related behaviour, social attitudes and aspirations.
EYOUTH	All person aged 11-15 on 1.12.95 who responded to young persons questionnaire	EHID EPNO	All information from Young Persons Questionnaire covering health, and health related behaviour, social attitudes and aspirations.

Table 9

## STATISTICS FOR RECORD TYPES

Record Type	Wave One		Wave Two		Wave Three		Wave Four		Wave Five		Wave Six	
	Number of Variables	Number of Records	Number of Variables	Number of Records	Number of Variables	Number of Records	Number of Variables	Number of Records	Number of Variables	Number of Records	Number of Variables	Number of Records
wHHSAMP	20	8524	20	5984	21	6534	23	6558	23	6553	23	6487
wINDSAMP	NA	NA	30	15213	27	16110	27	15903	27	15756	27	15659
wINDALL	41	13840	51	13151	51	13104	50	12851	50	12549	50	12720
wHHRESP	225	5511	208	5227	216	5232	216	5127	221	5033	254	5064
wINDRESP	816	10264	874	9845	896	9600	946	9481	1019	9249	925	9438
wJOBHIST	43	3382	40	2918	40	2918	40	3011	40	3112	40	3019
wINCOME	45	10462	48	9939	48	9336	48	9437	48	9611	48	9723
wEGOALT	10	30626	10	29266	10	29034	10	28474	10	27262	10	28272
wMARRIAG	NA	NA	23	7967	NA	NA	NA	NA	NA	NA	NA	NA
wCOHABIT	NA	NA	11	1664	NA	NA	NA	NA	NA	NA	NA	NA
wCHILDNT	NA	NA	12	14383	NA	NA	NA	NA	NA	NA	NA	NA
wCHILDAD	NA	NA	15	850	NA	NA	NA	NA	NA	NA	NA	NA
wLIFEMST	NA	NA	13	35474	NA	NA	NA	NA	NA	NA	NA	NA
CLIFEJOB	NA	NA	NA	NA	28	32773	NA	NA	NA	NA	NA	NA
wYOUTH	NA	NA	NA	NA	NA	NA	101	773	99	749	99	748

Table 9 Continued

## STATISTICS FOR RECORD TYPES

Record Type	Wave Seven		Wave Eight		Wave Nine		Wave Ten		Wave Eleven		Wave Twelve	
	Number of Variables	Number of Records	Number of Variables	Number of Records	Number of Variables	Number of Records	Number of Variables	Number of Records	Number of Variables	Number of Records	Number of Variables	Number of Records
wHHSAMP	26	6531	25	7295	27	11944	27	12282	21	13986	26	12209
wINDSAMP	27	15583	26	17461	26	24553	30	25967	30	31458	35	29294
wINDALL	52	12552	52	14835	56	21566	60	21602	60	26586	62	23435
wHHRESP	257	5025	260	6005	262	8797	268	8761	268	10631	267	9352
wINDRESP	961	9373	1195	10906	1279	15623	1250	15603	1421	18867	1388	16597
wJOBHIST	39	3125	38	3505	38	5179	38	5451	40	5973	40	5043
wINCOME	64	9603	48	11873	54	18668	53	18767	53	22066	53	18414
wEGOALT	10	27398	10	32440	10	46650	10	47188	10	59710	10	52486
BMARRIAG	NA	NA	NA	NA	NA	NA	NA	NA	16	1375	16	598
BCOHABIT	NA	NA	NA	NA	NA	NA	NA	NA	9	1099	9	312
BCHILDNT	NA	NA	NA	NA	NA	NA	NA	NA	10	7840	10	5487
BCHILDAD	NA	NA	NA	NA	NA	NA	NA	NA	12	385	12	124
BLIFEMST	NA	NA	NA	NA	NA	NA	NA	NA	11	16215	11	7697
CLIFEJOB	NA	NA	NA	NA	NA	NA	NA	NA	NA	NA	NA	NA
wYOUTH	94	720	94	946	79	938	79	1414	79	1413	90	1279
wCHILD	NA	NA	NA	NA	NA	NA	NA	NA	NA	NA	34	6489

Table 9 Continued

## STATISTICS FOR RECORD TYPES

Record Type	Wave Thirteen		Wave Fourteen		Wave Fifteen		Wave Sixteen		Wave Seventeen		Wave Eighteen	
	Number of Variables	Number of Records	Number of Variables	Number of Records	Number of Variables	Number of Records	Number of Variables	Number of Records	Number of Variables	Number of Records	Number of Variables	Number of Records
wHHSAMP	27	12176	28	12090	26	11915	26	11507	26	11498	26	11415
wINDSAMP	34	29028	34	28490	34	28011	34	27160	34	26845	34	26403
wINDALL	62	22574	62	22127	62	21730	62	21389	62	20715	67	20177
wHHRESP	267	9045	273	8897	273	8709	281	8603	281	8346	288	8144
wINDRESP	1454	16238	1321	15791	1277	15627	1477	15392	1358	14910	1364	14419
wJOBHIST	39	4803	39	4418	39	4489	39	3162	39	3241	40	2945
wJOBHSTD							24	3253	24	3241	24	2945
wINCOME	53	19597	53	19478	54	20382	54	22452	54	21133	43	20660
wEGOALT	10	50106	10	48982	10	48290	10	47272	10	45728	10	44298
BMARRIAG	NA											
BCOHABIT	NA											
BCHILDNT	NA											
BCHILDAD	NA											
BLIFEMST	NA											
CLIFEJOB	NA											
wYOUTH	90	1219	95	1397	88	1413	97	1360	100	1245	101	1222
wCHILD	33	1649							34	6676		



## IV. Sampling and Survey Methods

### IV.1. Sample Design for Wave One

A sample of 8217 addresses was drawn by CACI to a specification supplied by the Research Centre. The initial selection of households for inclusion in the panel survey was made using a two-stage clustered probability design and systematic sampling. This was approximately equivalent to the current sample design of the General Household Survey (GHS). The frame used for the selection of sample units was the small users Postcode Address File (PAF) for Great Britain south of the Caledonian canal (i.e. excluding Northern Ireland). This is the frame generally used by large government surveys and has several desirable features. Full details of this selection and the results are given below.

The British Household Panel Survey is a longitudinal survey of private households in Great Britain. The initial selection of households for inclusion in the panel survey was made using a two-stage stratified systematic method as a balance between efficiency and cost and is approximately equivalent to the current sample design of the GHS (Smythe and Browne, *Appendix C: Sample Design and Response*, 1992). This sample design is an approximately equal probability of selection method (espem) design. The frame used for the selection of sample units was the small users Postcode Address File (PAF) for Great Britain (ie excluding Northern Ireland). This is the main frame now used by large government surveys and is, in general, the most acceptable of available frames for the selection of a sample of households in Great Britain (Wilson & Elliot, 1987; Butcher, 1988). In the first stage of selection 250 postcode sectors were selected as the primary sampling units (PSUs) from an implicitly stratified listing of all sectors on the PAF using a systematic sampling method. In the second stage of selection, delivery points, which are approximately equivalent to addresses, were sampled from each selected PSU using an analogous systematic procedure. The details of the selection procedure are given below.

#### IV.1.1. Sample Selection Procedure

##### IV.1.1.1. Stage One Selection: Stratification and PSU Selection

At the first stage of sampling, 250 postcode sectors were selected as the Primary Sampling Units (PSUs), which on average contain 2,500 delivery points (equivalent to addresses). In order to make this selection, the population of delivery points was implicitly stratified into an ordered listing by region and three socio-demographic variables. The socio-demographic variables were derived from information obtained for the 1981 Census. Implicit stratification, through ordering the frame listing, allows for the use of systematic selection procedures and is preferred over explicit stratification, the definition of strata and subsequent independent sampling within each strata, since it is a more practical procedure when a large amount of stratification is employed, and helps to ensure an *epsem* sample. The PSUs were then selected from this listing using a systematic procedure with a random integer start and a systematically applied sampling interval.

For the purposes of stratification and selection, the size of each PSU was estimated as follows: for PSUs in England and Wales, size was estimated as the total number of delivery points in a given PSU; for those in Scotland, size was estimated as the sum of the Multiple Occupancy Indicators (MOI) for a given PSU. The MOI is an estimate of the number of separate units or households at a given delivery point. A full description of the stages of stratification and the PSU selection procedure is given below:

- a. The population of postcode sectors was ordered into 18 regions (see *Table 10*). All PSUs were then checked for size to ensure that they contained, at minimum, 500 households. Where PSUs did not meet the size criterion they were grouped, prior to the first stage selection, with their nearest adjacent sector, where adjacent was defined as the shortest straight line distance from the centre of the undersized sector.
- b. Within each of these implicit regional strata, PSUs were ranked in order by the proportion of

heads of households in socio-economic groups 1 to 5 and 13 (that is, the proportion of heads of households in professional or managerial positions). Within each region, PSUs were then split into major strata of approximately equal size (on the basis of estimated delivery points as calculated above). PSUs were not split between strata. The number of major strata varies by region from two to three, depending on region size and is detailed in *Table 10*.

- c. Within the major strata created within regions, PSUs were then re-ranked by the proportion of the population of pensionable age (ie females over 60 and males over 65). The order of sorting alternated between ascending and descending within each successive major strata (i.e. a serpentine listing), in order to ensure that the listing was as heterogeneous as possible so that potential periodicity problems in the frame could be avoided. The major strata were then split into two minor strata each of approximately equal size, PSUs not being split between strata.
- d. Finally, within the minor strata PSUs were re-ranked, again using serpentine listing under the following scheme:
  - (i) PSUs in non-metropolitan areas were ranked by the proportion of the employed PSU population working in agriculture (denoted AGEMP in *Table 10*) and
  - (ii) PSUs in metropolitan areas were ranked by the proportion of the PSU population that was both under pensionable age and living in single person households (denoted SPH in *Table 10*).

Two separate factors were used, since they discriminated overall population characteristics more effectively in the two types of area.

For example, *Table 11* gives a diagrammatic representation of the stratified listing for PSUs in Outer London:

From the resulting implicitly stratified ordered listing of the population of PSUs on the frame, 250 were selected with the probability of selection being proportional to the size of the PSU, using a systematic procedure with a random integer start and consistently applied sampling interval, with the list being treated as circular.

#### **IV.1.1.2. Stage Two Selection: Address Selection**

From each of the 250 PSUs selected at stage one, it was intended to select on average thirty three delivery points using a systematic sampling procedure. Since it was necessary, for reasons of fieldwork efficiency, to allocate interviewers to selected areas some time before the fieldwork period began the PSUs were selected some time before the final selection of delivery points. It was thought appropriate to select delivery points from the PAF as late as possible to ensure the use of the most recent possible list of addresses. In order to retain equal selection probability, some account had to be taken of changes in PSU size arising from PAF updates in the interval between the first and second stage selections. As a consequence, the final selected sample varied slightly from the required 33 addresses per section with, in total, 8166 delivery points being selected. The lowest number in any sector was 21 with the highest being 36.

There were slight differences in the methods of address selection in Scotland compared to England and Wales as described below.

**Table 10 Definition of Regions and Strata**

REGION	MAJOR STRATA	MINOR STRATA	PSUs RANKED BY
INNER LONDON	2	2	SPH
OUTER LONDON	3	2	SPH
REST OF SOUTH EAST	3	2	AGEMP
SOUTH WEST	3	2	AGEMP
EAST ANGLIA	2	2	AGEMP
EAST MIDLANDS	3	2	AGEMP
WEST MIDLANDS CONURBATION	2	2	SPH
REST OF WEST MIDLANDS	2	2	AGEMP
GREATER MANCHESTER	2	2	SPH
MERSEYSIDE	2	2	SPH
REST OF NORTH WEST	2	2	AGEMP
SOUTH YORKSHIRE	2	2	SPH
WEST YORKSHIRE	2	2	SPH
REST OF YORKSHIRE AND HUMBERSIDE	2	2	AGEMP
TYNE AND WEAR	2	2	SPH
REST OF NORTH ENGLAND	2	2	AGEMP
WALES	2	2	AGEMP
SCOTLAND	3	2	AGEMP



**Table 11 Outer London PSUs**

% HouseHolds in SEG 1-5 & 13	HIGH		MEDIUM		LOW	
% Population Pensionable	HIGH	LOW	LOW	HIGH	HIGH	LOW
% Population Under Pensionable Age in SPH	HI>LO	LO>HI	HI>LO	LO>HI	HI>LO	LO>HI

#### Selection of Sectors in England and Wales

Each delivery point was selected with equal probability. Sampling was carried out by means of a random number start and a systematically applied sampling interval. The random start was an integer chosen from the range 1 up to and including the interval. Since changes had occurred in the sizes of some of the selected sectors in the updated PAF, the applied sampling interval was taken as the new sector size divided by the required number of addresses (ie 33) adjusted by the ratio of the old sector size to the new sector size.

#### Selection of Sectors in Scotland

Each delivery point was selected with probability proportional to its MOI. An analogous systematic procedure was used as defined above using the same definitions of the random start integer and the sampling interval.

#### **IV.1.1.3. Stage Three Selection: Selection of Households within Delivery Points**

Non-residential addresses were excluded from the sample at the interviewing stage of Wave One, as were institutions. For the purposes of the survey, an institution was defined as

*an address at which four or more unrelated people sleep; while they may or may not eat communally, the establishment must be run or managed by a person or persons employed for this purpose by the owner.*

Selection of households from delivery points was carried out by the interviewers at the time of fieldwork. The selection procedure used by the interviewers was as follows: for a selected delivery point with up to three households present, all households were included in the sample. If there were more than three households at an address, a random selection procedure defined on the total number of households present was used to select three households from the total number available for inclusion in the sample. This was operationalised using a Kish Grid on the Multi-Household Selection Sheet. Ideally, given the different address selection procedures in Scotland, a different procedure would have been adopted for multiple households there. However, it was found to be impossible to carry out a more precise selection procedure due to fieldwork and organisational constraints. The design weights allow for this problem (see section on Weighting and Imputation).

The standard OPCS definition of a household was used to establish the sample:

*one person living alone or a group of people who either share living accommodation OR share one meal a day and who have the address as their only or main residence.*

Up to six months continuous residence during the year was a minimum requirement, thus excluding students who might have been at a parental home during vacation. Students sampled at their term-time address were included if this was non-institutional (i.e. not a hall of residence). Interviewers identified a

Household Reference Person (HRP) using the following definition: the *person legally or financially responsible for the accommodation or the elder of two people equally responsible*.

Interviews were sought with all resident household members who were aged 16 or over on 1st December 1991. Proxy interviews were attempted for all eligible members of the household who could not be interviewed because of illness or absence.

#### IV.1.2. Sample Size Calculations

The target sample size was set at 5000 households with the following calculations defining the required number of addresses to be selected in order to achieve this. The divergence of the selected sample from the calculations presented here was due to the updating of the PAF between the times of PSU and address selection, as explained above.

- a. Assuming a 67.5% response rate:  
 $5000 \times 1/0.675 = 7407$  households need to be selected
- b. Assuming, on average, 1.02 households per address:  
 $7407 \times 1/1.02 = 7262$  addresses need to be selected
- c. Assuming 12% of addresses on the frame are ineligible:  
 $7262 \times 1/0.88 = 8252$  addresses need to be selected
- d. Given that the sample is approximately equally spread over 250 PSUs:  
 $8252/250 = 33$  addresses need to be selected per PSU

#### IV.1.3. Bibliography

Butcher, R. (1988) "The use of the post-code address file as a sampling frame." *The Statistician*, 37; pp 15-24.

Smythe, M. and Browne, F. (1992) *General Household Survey 1990, OPCS Series GHS no.21*, HMSO: London.

Wilson, P.R., & Elliot, D.J., (1987) An Evaluation of the Postcode Address File as a Sampling Frame and its Uses with OPCS., *JRSS(A)*, 150(3), pp 230-240.

## IV.2. Sampling and Following Rules after Wave One

This section reproduces information also appearing in *Section II*.

The sample for Wave Two and beyond consists of all eligible adults in all households where at least one interview was obtained in Wave One, regardless of whether that individual had been interviewed in Wave One. Thus, with a few exceptions, an attempt was made to interview all those individuals in responding households who had refused to participate at Wave One, or for any reason had been unable to take part. All these sample members are known as Original Sample Members (OSMs). In addition, a number of households where no contact had been made in Wave One were approached for interview in Wave Two after confirmation that no household moves between waves had taken place.

The following rules applied in subsequent waves differed from the sample rules in Wave One in only one respect. In both, eligibility depends on domestic residence in England, Wales, or Scotland below the Caledonian Canal. However, OSMs were followed into institutions (unless in prison or in circumstances where the respondent was not available for interview e.g. too frail, mentally impaired and so on) in waves after Wave One, or into Scotland north of the Caledonian Canal.

New eligibility for sample inclusion could occur between waves in the following ways:

1. A baby born to an OSM.
2. An OSM move into a household with one or more new people.
3. One or more new people move in with an OSM.

Children born to OSMs after the start of the study automatically count as OSMs. New Entrants to the sample (categories two and three) become eligible for interview on the standard OPCS household definition, (i.e. as long as they were living with an OSM and 'either share living accommodation OR share one meal a day and have the address as their only or main residence'). The main requirement for marginal cases of household membership was six months continuous residence during the year. This excluded students who might have been at a parental home during vacation (students were treated as members of their term-time household). The household non-contacts from Wave One referred to above count technically as OSMs but for all practical purposes (in particular the need to obtain 'initial conditions' data) were treated as new entrants. The sample for each wave thus consists of all adult OSMs plus their natural descendants plus other adult members of their households, known as Temporary Sample Members (TSMs).

Once household membership is determined, interviews are sought with all resident household members aged 16 or over on 1 December of the sample year, thus including OSMs previously coded as children. Proxy interviews with another household member were carried out for eligible members who were either too ill or too busy to be interviewed.

Where OSMs were not found at the expected address, interviewers attempted to trace them using a variety of methods. These are described below. Interviewees who do not qualify as OSMs are only re-interviewed in subsequent years if they are still co-resident in households with OSMs. However, a subset of TSMs become permanent sample members, and are followed even if they no longer reside with an OSM. The criteria for this status is that the TSM is the parent, with an OSM of a new OSM birth.

In Wave One, the sample was of individuals in private households; in subsequent waves, however, the sample consists of all original sample members from Wave One plus people co-resident with OSMs. Sample members in institutions are interviewed whenever possible, excluding, as in Wave One, those in permanent or long-stay institutions where the respondent was too elderly or too unwell to be approached, and those in prison.

All non-responding adults within responding households were 're-issued' in Wave Two and beyond, while whole-household non-responders are withdrawn. An exception was made, however, in the case of a non-contact at a located address, partly in order to see whether their characteristics differed significantly from those of the main sample. From fieldwork through to analysis, this group has been treated as a distinct sub-sample.

In Wave One, 288 households fell into the above category. A number of these may have been genuinely unoccupied; even where occupied, the occupants may have moved out between Waves One and Two. Only those originally resident could count as eligible for the attempted re-contact. A brief questionnaire was therefore sent to each of these addresses asking if the resident was living there before the end of Wave One fieldwork (taken for this purpose as the end of 1991). Negative replies were received from 15 addresses. All of those remaining, other than three refusals, were reissued in Wave Two. Interviews were achieved in 43 households, producing 79 OSMs, of whom 62 were adults (and including five new entrants). The exercise produced 60 interviews or proxies.

### **IV.3. Data Collection and Fieldwork**

The Research Centre together with NOP Social and Political (a part of MAI), who were commissioned to conduct the fieldwork, worked closely together on all aspects of data collection, implementing an agreed set of survey-specific procedures designed to ensure adequate response and effective data quality.

For field purposes, the British Household Panel Survey is called simply 'Living in Britain.' The complexity of the survey and the need to maintain the panel year-on-year necessitated a close and continuous working relationship between the Centre and its fieldwork agency throughout the year. NOP organised and controlled fieldwork, editing, coding and data-entry, and at the same time advised on the design of all research instruments. Primary responsibility for design work and production of interviewer instructions, as well as design and production of additional briefing materials remained with the Centre, which also provided staff on a regular basis to advise on editing and coding decisions. The Centre also played a major role in quality control through specification of fieldwork practices, editing and coding requirements; random review of editing outputs; accompaniment of interviewers; supplementing checks

on interviews with telephone calls to respondents; and subjecting fieldwork progress to detailed weekly scrutiny. An agreed set of survey-specific procedures designed to ensure adequate response and effective data quality reinforced this working relationship. Full details of these, and other technical aspects of the data collection and fieldwork, coding, and data processing can be found in *The British Household Panel Study Technical Reports*. See *Appendix 5* for a full list of **BHPS** publications.

#### IV.4. Preparatory Work for Wave One

The first stage of the Wave One Mainstage survey was preceded by a number of pretests and pilots. Pretest interviewing allowed draft questionnaires and procedures to be tested, evaluated and improved. Pilot interviewing was a "dress rehearsal" testing of the data collection instruments and procedures. By way of example, the schedule for this is illustrated in *Table 12*.

Table 12			
PRETESTS (50 - 300 issued addresses)			
Tests	Location	Fieldwork Organisation	Date
Household and employment	Colchester and Sheffield	Research Centre	April 1990
All schedules	Colchester and Sheffield	Research Centre	May 1990
All schedules and full procedures	Colchester and Sheffield	Research Centre	June/July 1990
	London	NOP	
Calendar Design	Colchester	Research Centre	September 1990
PILOTS			
Full Dress Rehearsal (effective sample size = 657 HH)	National	NOP	Oct/Nov 1990
Full Dress Rehearsal (effective sample size = 609 HH)	National	NOP	April/May 1991
<i>Note:</i> Effective sample size = issued addresses minus ineligible addresses. The achieved response rate in the first pilot was deemed inadequate as a preparation for mainstage; the second pilot was established to ensure a successful full-scale rehearsal.			

#### IV.5. Preparatory Work for Subsequent Waves

For subsequent waves, mainstage fieldwork is preceded by two pre-tests and (Waves Two and Three) a full-scale pilot. Pretests were used to test the variable component that was added to each wave. Feedback from interviewers in debriefings after both pretests and the pilot facilitates important revisions of both the new section of the questionnaire and the longitudinal fieldwork procedures.

#### IV.6. Interviewers

For Wave One, 243 interviewers were employed to cover 250 areas in the sample, generally one per area. Because of the demanding nature of the **BHPS** special attempts were made to use interviewers of above average levels of experience and ability.

In subsequent waves, the great majority of respondents still lived in the same two 250 sectors, but because of household and individual moves, the sample has become slightly, but progressively more, dispersed over time. Details of movers are given to NOP and local NOP field managers are advised on which of the 250 original interviewer allocations it was most sensible to put each mover. Thus, to all intents and purposes, there remain 250 sample areas. With the exception of the Inter-Penetrated Sample, described below, generally speaking one interviewer works in each of the 250 areas in the sample. In total, for example, 237 interviewers worked on Wave Two, all but 35 of whom had also worked on Wave One.

## IV.7. Briefings

For Wave One, all interviewers and field supervisors were briefed at one of 14 two-day briefing sessions, presented jointly by the Research Centre and NOP all round the country. A special training video was prepared by the Centre for use in these briefings.

In subsequent waves, interviewers and area managers are briefed at one of 14 briefing sessions, held in different locations. All the interviewers with previous **BHPS** experience attend one-day briefings, while the interviewers new to the survey attend a two-day briefing, conducted jointly by NOP executives and Research Centre staff. Again, a short video is included as part of the one day briefing, designed to give interviewers a greater understanding of the way in which the whole **Living in Britain** survey works. In particular, it shows the coding team using the *CASOC (Computer Aided Standard Occupational Classification)* coding and the problems that can arise from inadequate job descriptions.

## IV.8. The Fieldwork Process

The Wave One fieldwork period started on 3 September, and ended in mid-December with some minimal follow-up work in early 1992.

Before contacting any of their sample, interviewers mailed out an introductory letter from the Research Centre to all sampled addresses (addressed to "The Occupier"), together with a small leaflet outlining the purpose of the survey. The interviewer called within a week of dispatch. All participating households later received a more detailed brochure, giving further information about the survey and thanking respondents for participating. Copies of the documents sent to respondents can be obtained from the Institute for Social and Economic Research.

A minimum of six calls was made at each sampled address before it was considered a non-contact; interviewers were encouraged to make further calls, if possible. If the Centre considered a conversion of those households which refused to participate worthwhile, a special conversion letter was sent by the Centre. In all, 685 refusals were re-contacted, and 62 extra interviews were obtained by supervisors converting refusals into interviews. In total, interviews were achieved in 5538 households, with full or proxy interviews with 10,302 individuals.

In subsequent waves, all eligible respondents, excluding a small number of firm refusals, were sent an advance letter prior to contact by the interviewer. Interviewers were supplied with this introductory letter for every eligible member of their sample households and were responsible for posting this just before expecting to call on the household.

The fieldwork period thus starts in early September, though the start is staggered over three weeks because of the spread of briefings. Most of the fieldwork is completed by the beginning of December, but with the time-lag resulting from the process of tracing of movers and conversion of refusals, a small number of interviews are undertaken in the first three months of the next year.

In line with the overall concern for quality control, all interviewers are accompanied at the beginning of the interview period by their supervisor, who complete a duplicate copy of the interview. A twice weekly field progress monitor carried out by supervisors assesses interviewer progress. This information is, from Wave Two, fed into a specially designed computer database, which produces weekly summary report which are sent to the Centre. Two forms of post interview quality control are carried out: a postal recall on 10% of all completed interviews, and field supervisor recalling on completed interviews by

phone to check that an interview has taken place in that household, and that the claimed individual interviews has been conducted. The Research Centre supplements the call-back quality control process by telephone. In addition to the above consistency checks, this provides an indication of respondents' reactions to the **BHPS** interview on issues such as the length of the interview, content, concerns about personal questions obtaining personal and possibly sensitive information and other overall impressions.

## IV.9. Refusal Conversion

At each wave, the Centre and NOP undertake a thorough refusal conversion process to attempt to minimise attrition due to refusal and other forms of non-response. This process covers both previous wave refusals, and also new refusals encountered in the current wave. This section describes this refusal conversion process, and the conditions under which we withdraw previous wave refusals from the **BHPS** survey process. For illustrative purposes, the situation for Wave Three is discussed here.

### IV.9.1. Previous wave refusal

The refusal conversion work undertaken at Wave Two left a complicated pattern of types of refusal to deal with in Wave Three. In total, there were 654 refusing households at Wave Two, broken down into the categories given in *Table 13* below.

**Table 13**

<b>Wave Two Whole Household Refusal</b>	<b>N</b>	<b>%</b>
No conversion attempted	197	30.0
NOP attempted conversion but failed	181	28.0
Centre attempted conversion but failed	241	37.0
Centre converted by phone. NOP were refused interview	35	5.0
<b>Total</b>	<b>654</b>	<b>100%</b>

With regard to whole household refusal, the Wave Two conversion programme mounted by the Centre comprehensively reviewed these cases, contacting and returning to those which it was considered might be converted. In addition, up to three attempts were made to convert these households (interviewer, supervisor, Centre). We did not seek to interview any households in these categories again unless there was reason to believe that the refusal was for Wave Two only and that the respondent would agree to be interviewed this year. Prior to Wave Three, all Wave Two refusals were extensively reviewed. Out of all 654 Wave Two refusing households, 354 (54%) were re-issued at Wave Three.

### IV.9.2. Current wave new refusals

When new refusals were encountered at Wave Three, a number of procedures were implemented:

1. A refusal form was used consisting of a full A4 page integrated within the coversheet. This allowed the interviewer to give more detail on the nature and reason for refusal. Each subsequent conversion attempt was logged on this form or continuation sheets.
2. A wider group of experienced interviewers was asked to take on conversions in order to limit the distance field managers have to travel.
3. A bonus payment was given to interviewers for successful conversions.
4. In some circumstances interviewers were issued with vouchers prior to returning to attempt

conversion.

Different types of refusal warranted different responses as highlighted below:

- 1. Weak reasons for refusal: can't be bothered, too busy, boring, did not receive vouchers last time, and so on:** these respondents were sent a conversion letter and reissued with vouchers to be given on successful completion of interview.
- 2. Strong reasons for refusal but not conclusive: I am busy looking after very ill parent, I have just come out of hospital:** these respondents were sent a conversion letter, and telephoned if possible from Centre. If there was no telephone number, respondents were written to, with a return slip indicating willingness for continued co-operation. If the respondent decided to continue to take part, they were reissued with vouchers.
- 3. Conclusive refusal: do not darken my door again, and so on:** no action was taken with respondents in this wave. Judgement as to whether to try again at the next wave will be made by the Centre. Two consecutive conclusive refusals are seen as signalling the household's withdrawal from the survey after tailored persuasion letters have failed to have any affect.

*Table 14* illustrates the variety of reasons given by households for non-participation at Wave Three. Although the total number of household refusals (758) initially looks quite high, 354 (47%) of these households had also refused to participate at Wave Two, but had been reissued in the hope that their situation might have changed.

When a phone number was available and a conversion attempt was judged possible, the Centre attempted telephone conversions from January 4th 1994 onwards. When the attempt was successful, the household was reissued to the original interviewer, who had to call within 7 days of receipt of the coversheet. If successful, the interviewer received the usual interview fee plus a bonus; if not, the interviewer got the usual non-contact fee plus the bonus.

An aspect of refusal conversion new to Wave Three and a feature of all later waves was the introduction of a short telephone interview, carried out by a single, very experienced interviewer, hired directly by the Research Centre. Her initial approach on each call was to elicit the respondent's view of the survey and what aspect of it, if any, had led to their refusal. The telephone interview is only taken with respondents who are definitely unable to be interviewed at the current wave and would therefore refuse any other approach.

Table 14

Reasons given for Household Refusal at Wave Three	Frequency	Percentage
<b>Competence of Respondent</b>		
Too ill	83	11.0
Too elderly	6	1.0
Respondent is senile or incompetent	22	3.0
Respondent does not speak English	5	1.0
Stressful family situation	49	6.5
<b>Too Busy</b>		
Looking after ill/elderly	6	1.0
Looking after child(ren)	3	0.5
Respondent almost never home	29	4.0
Respondent is temporarily absent	8	1.0
Too busy (not elsewhere specified)	70	9.0
<b>Personal Reasons</b>		
Unhappy about confidentiality	5	0.5
Questions too personal	20	2.5
<b>Attitudes towards survey</b>		
Respondent does not want to be bothered	172	23.0
Nothing has changed since last year	10	1.0
Survey is too long	20	2.5
Survey is waste of time	19	2.5
Previous bad experience with surveys (in general)	4	0.5
Had problems with LIB voucher payment in past	16	2.0
<b>Family Pressure</b>		
Other family member opposes Respondent participating	23	3.0
Someone has convinced Respondent to refuse	3	0.5
Other HH member refuses on behalf of Respondent	29	4.0
<b>Other</b>		
Other	10	1.0
No reason given	146	19.0
<b>Total</b>	<b>758</b>	<b>100%</b>



They fell mainly into the following groups:

- a) **Too ill/old**, e.g. respondents who were unable to give an appointment because of the changing conditions of their health or would find it difficult to sit through a one-hour interview.
- b) **Personal Circumstances**, e.g. respondents who had recent bereavements in the family or are going through a divorce.
- c) **Too busy**, e.g. respondents who were carers or had other heavy commitments and just didn't have the time.

Telephone interviews were carried out only with those who had been interviewed either at Wave One or Wave Two.

Where no telephone was available, but conversion was judged possible, the Centre sent the respondent a letter with a bonus voucher and a refusal card. If the card was **not** returned within 7 days, the nearest interviewer called. For a successful interview at this point, the double interview rate was paid. Respondents achieved a further voucher payment following the interview.

Letters were sent to those without a phone number, followed by a visit from an interviewer with access to all the notes made by the previous interviewer and, where applicable, the relevant field executive. (In most cases, the re-call was made by the original interviewer, who received a bonus for a successful conversion.) In addition, respondents received an extra gift voucher, partly as an acknowledgement that more approaches had already been made to them seeking an interview than in other cases (for instance, by a field executive after the first refusal). To maximise response, this voucher was sent in advance of the interview.

Conversion procedures were implemented on 546 households during Wave Three. The impressive results of this exercise can be seen in *Table 15*

**Table 15**

<b>Summary of Wave Three Refusal-Conversion Exercise</b>		
	<b>N</b>	<b>%</b>
Telephone Conversions	95	17.0
Postal Conversions	12	2.0
Telephone Interviews	254	47.0
<b>Total Converted</b>	361	66.0
Not Converted	185	34.0
<b>Total Attempted</b>	546	100

#### **IV.10. Maintaining Contact with Respondents**

The process of maintaining contact with respondents is obviously, in a household panel study, a crucial and complex one which continues throughout the year. The description below outlines some of the techniques used in the **BHPS** to maintain contact with panel respondents, and to trace those who moved in the period between fieldwork periods of successive waves.

#### IV.10.1. Panel maintenance

The Centre maintains an extensive database of information on respondents' location; this database is continuously up-dated with new information which it receives. This database is the basis on which all fieldwork documents for successive waves of the survey are prepared.

At least two types of communication with respondents are made between each wave, both to ensure accurate information on residence before entering the field in September, and to foster a sense of identity with the survey among respondents. After the interview, a thank-you letter is sent from the Research Centre to all those interviewed, enclosing a gift voucher and a change-of-address card requesting notification of any intended move. Prior to fieldwork for the next wave, a summary report of findings was sent to all adults (except refusals), enclosing an address-confirmation card. Interviewers were subsequently informed of all address confirmations so that they could identify addresses which required checking early in the fieldwork period. Cards also requested information on any moves by respondents from the household in the past year, even if members of the original household were still remaining at the original address. This not only minimised the amount of tracing work required of interviewers during fieldwork but also aided the preparation of correct documents for each address. The cards were also often forwarded to the Centre in cases where a whole household had moved, or a new resident returned the card giving the forwarding address. Finally, some deaths were also notified to the Centre through this means. (A letter of condolence is usually sent where this is considered appropriate.)

The result of this work means that some major aspects of the sample issued in each wave are significantly different from that which existed at the end of the previous wave, with many new addresses, household splits, and moves out-of-scope (or into an institution). Deaths could also be taken into account.

#### IV.10.2. Procedures during fieldwork

Within the Centre, cover sheets were produced containing the last known address of sample members, using information from the panel maintenance database mentioned above. Moves notified subsequent to this but prior to the briefings were given to interviewers on separate listings. Moves discovered by interviewers during fieldwork were dealt with in two ways:

1. The interviewer was required to seek a forwarding address or phone number from other respondents, any new residents, neighbours. Failing these sources they were asked to consult local phone directories, shops or the post office where appropriate.
2. Where no forwarding address was available, they were required to enter details of the missing respondents on a **movers form** for return to the Research Centre. Panel maintenance staff then approached people that respondents had given as points of contact at the end of the previous wave (see tracking section in the household composition form (*Volume B*)). Attempts were made to trace people who failed to give contact names, or where no forwarding information was obtained from these, through access to the computerised telephone directory, though this helped in only a very small number of cases.

#### IV.11. Confidentiality and Informed Consent

The Research Centre has adopted, in full, the Ethical Guidelines of the Social Research Association, which conform very closely with those of the International Statistical Institute. To ensure confidentiality, names and addresses are separated from substantive data in both its computer and paper records, and strict internal procedures are enforced. All staff are required to sign an undertaking of confidentiality. Every attempt was made to ensure that people approached for interview could respond on the basis of informed consent, by:

- a. sending letters to sampled households in advance of fieldwork, enclosing a freephone number, allowing time and opportunity for potential respondents to seek further information or to refuse an interview.

- b. providing background information through a leaflet and a brochure, either before or during interview, and a report on findings some time after interview. It also made available a Statement of Confidentiality upon request. (Copies of these, and other respondent documents, can be supplied on request).
- c. requiring interviewers to read the following statement before interview:

*This interview is completely voluntary. If we should come to any question that you don't want to answer, just let me know and we'll go on to the next question.*
- d. requiring interviewers to make clear before leaving each respondent that the survey would continue in the following year. Tracking information is obtained to allow respondents to be traced in case of loss of contact. No attempts are made to persuade respondents to commit themselves to the entire life of the panel.

The Centre has registered its analysis of the **BHPS** data with the Data Protection Registrar.

## IV.12. Data Processing

**BHPS** data have gone through two major processing phases, carried out by the fieldwork agency NOP and at the Research Centre:

Visual edits and data input;  
Data cleaning.

Figure 5 presents an overview of the **BHPS** Survey Data Processing steps

### IV.12.1. Visual edits and data input

The **BHPS** data were collected via a paper and pencil questionnaire. Visual edits are restricted to a small number of crucial checks, including one to ensure that identifiers have been correctly carried over between schedules. After coding of open ended questions, data are keyed to disk by the fieldwork agency (NOP), 100% verified, and are then subject to a small number of checks for the overall integrity of the raw data structures prior to being sent to the Centre for more in-depth processing.

### IV.12.2. Data cleaning

During the initial period of the data processing cycle, the Centre receive small amounts of data from NOP on a periodic basis. At the Centre, they are put through a staged series of procedures to check both for consistency and plausibility.

On receipt, each batch of raw data are scanned to produce a listing of card types associated with each household and with each person in it; this listing is cross-checked against the schedules received to ensure both that no schedules have been lost and that all schedules have been punched. In addition, a small number of checks are run to ensure that the data can be loaded into the "survey" database with the minimal number of structural errors.

Once error free to this point, the raw data file is restructured, loaded into the survey database, and subjected to a more intensive cycle of checking and cleaning.

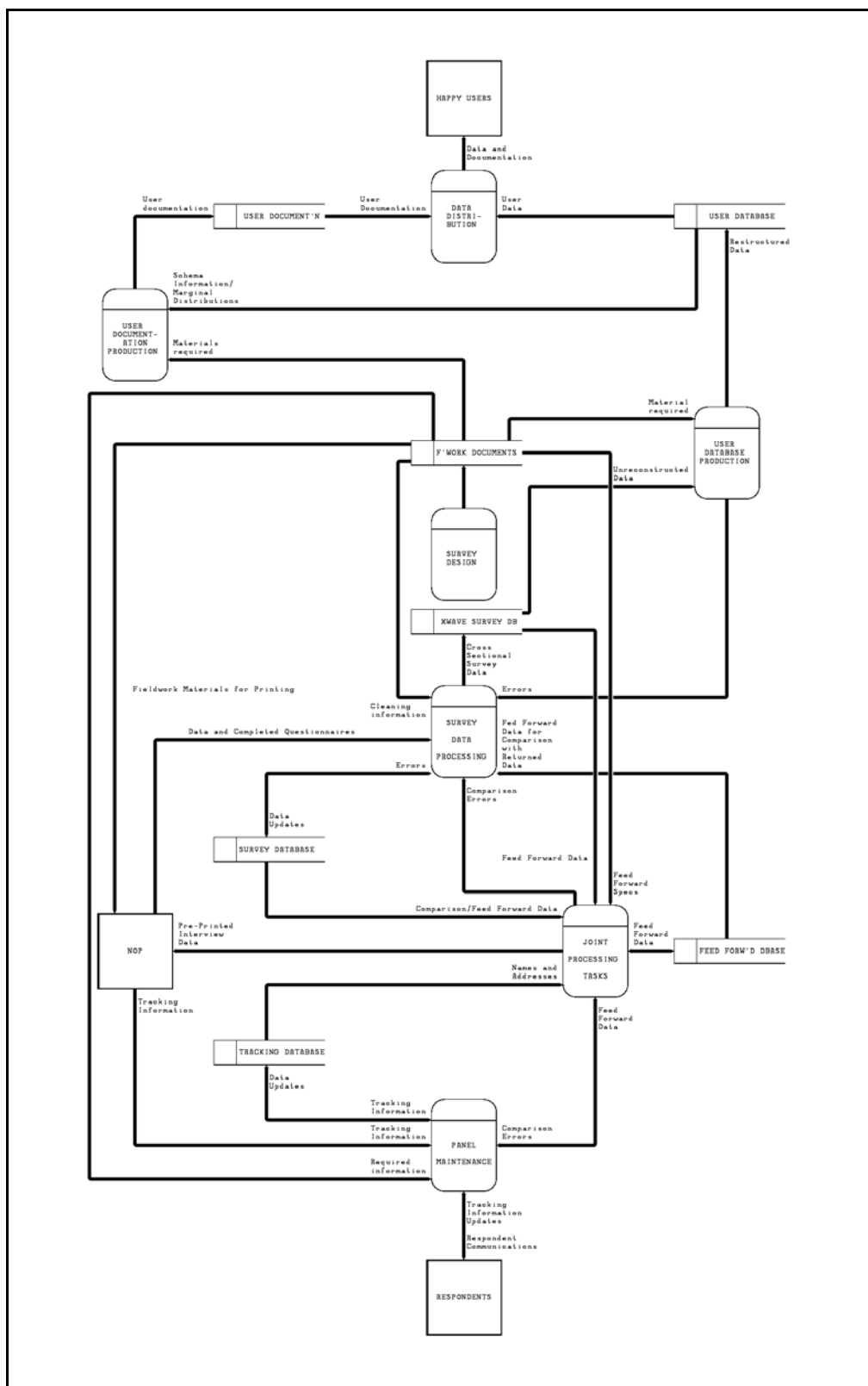


Figure 6 Overview of BHPs Survey Data Processing

The "survey" database refers to the data structures in use during the data cleaning process. The structures have been designed to represent as accurately as possible the structure and content of the questionnaire, and have been implemented as a "caseless" (i.e. non-hierarchical) SIR database.<sup>1</sup> It is necessary to restructure the raw data in order to map its "card" based logic on to the "record" based logic of a SIR database, and to define a suitable household level identifier for each Record Type.

Range checks are implemented across all variables, and the data undergo two major sets of consistency checking and cleaning procedures. The first set checks for major continuity errors, data assignment errors, errors in inter-person referencing within a household, as well as a wide range of checks on the integrity of the job history section. The second set deals with the remaining continuity errors. At all points, "global" edits are employed whenever the detailed examination of a set of errors indicated a systematic problem which can be corrected by a general re-code.

Additionally, Centre staff have access to the data throughout the cleaning period, and their analyses have also contributed to the data cleaning exercise.

### IV.13. Coding

All occupations are coded to the 1990 OPCS Standard Occupational Classification and also to the 1990 Standard Industrial Classification. SOC coding was carried out using the Computer Assisted Standard Occupational Classification (CASOC) system developed by Peter Elias.<sup>2</sup> This involves keying into a computer the verbatim description of occupation recorded by the interviewer. The computer then suggests a single suggested code, or a series of suggestions. In the latter case, the coder uses other information on the questionnaire, and other information about the codes supplied by the computer, in order to assign a final code for that occupation. In all cases a full 6 digit code was assigned, the first three digits being the normal three-digit SOC, and the other three being special codes used to permit matching between 1990 SOC and previous occupational classifications. A special feature of CASOC is that it contains the algorithms to re-code SOC codes into SEG, RGSC, Goldthorpe, Hope-Goldthorpe, Cambridge Scale and ILO-ISCO 88. This re-coding has been carried out in the current release of **BHPS**. All the derived occupation/class variables data have been done via the CAMCON utility in CASOC.

Coding of all other open questions are carried by trained coders using traditional paper based methods. In some instances this is carried out using pre-existing coding frames, such as the 1980 Standard Industrial Classification. Where such frames do not exist, they are developed by the Research Centre on the basis of listings of verbatim responses.

As a validation exercise on the coding, a sample of questionnaires was subjected to blind re-coding by a second coder. All questions coded were included in the re-coding, with a sample of 5% or 250 cases being re-coded. The results of this validation exercise are in *BHPS Technical Paper 7*.

### IV.14. The Inter-Penetrating Sample

As part of the Research Centre's on-going programme of methodological research, an experiment was conducted in Wave Two to try to measure correlated response variance, in the form of interviewer effects. Normally interviewer effect is hard to assess in a survey because each sampling point is only worked by one interviewer, and so it is impossible to separate interviewer from other effects.

An inter-penetrating design was implemented in a sample of PSUs in Wave Two of the survey. Due to field requirements and travel costs, the BHPS adopted a constrained form of randomisation in which addresses were allocated to interviewers at random within geographic 'pools'. These pools consisted of two or three nearby PSUs. All PSUs whose centroid was a minimum of 10 kilometres away from the centroid of at least one other PSU were eligible for inclusion in the design. One hundred and fifty three

---

1. For more information on the Survey Database and its "caseless" structure, please refer to *Appendix 1*.

2. For a full discussion of CASOC, see: Elias, Peter, Keith Halstead and Keith Prandy: *Computer Assisted Standard Occupational Coding (CASOC)* 1993. London: HMSO

of the 250 PSUs in the **BHPS** sample were eligible. Mutually exclusive and exhaustive combinations of these 153 eligible PSU's were then formed. This process resulted in 70 pools of two or three PSUs each. A systematic sample of 35 pools was then selected for inclusion in the inter-penetrating sample design.

Twenty six of the 35 geographic pools included 2 interviewers and 2 PSUs, 5 included 3 interviewers and 3 PSUs, and four proved to be ineligible as the same interviewer was needed to cover all of the PSUs in the pool. Within a given pool, households were randomly assigned to the interviewers working in those PSUs.

Households involved in the experiment are indicated in the dataset by the variable BIVIPS, where 1 = Designated for experiment, 2 = Not designated for experiment, and 3 = Designated for experiment but ineligible because moved out of pool. The case of a 2 interviewer/2 PUS pool can be conceived of as a two-by-two table.

		AREA (BIVIA)	
		001	006
001	Interviewer assignment (BIVIAM)		
006			

As area and interviewer variance components are no longer confounded, one can obtain a separate estimate of the correlated response variance due to interviewers. This can be thought of as a pseudo design factor for interviewers, that is

$$\text{pseudo-deft} = \sqrt{1 + p(m-1)}$$

where *#m#* is the average interviewer workload and *p* is the intraclass correlation coefficient for interviewers. This has an effect on confidence intervals in the same way as a standard deft.

$$\text{estimated proportion} + 1.96 \times (\text{pseudo-deft} \times \text{se}_{\text{se(prop)srs}})$$

Ideally both pseudo-deft and deft should be considered in the width of the confidence interval. Incorporating an independent estimate of each of these in the above formula, however, will overestimate the width of the confidence interval as the two defts are correlated.<sup>3</sup>

## IV.15. The Young Person's Survey: The British Youth Panel (BYP)

### Background to the survey

The BHPS was supplemented in wave four to include children in sample households and this has been maintained in subsequent waves. The age band is 11 and 15 inclusive but with slight alteration at each end of this range in line with the BHPS criterion for selection into the adult sample. Those 15-year olds turning 16 by 1 December in the current wave are interviewed as adults rather than in the youth survey even if interviewed before then, while 10-year olds turning 11 by this date are included.

The Institute is very grateful to the Health Education Authority for its help in funding this extension to the BHPS in wave 4 and subsequently. The BYP offers for the first time in this country a yearly panel survey which offers three important research advantages:

3. A thorough exploration of data from the experiment was conducted by P. Campanelli (Survey Methods Centre, SCPR) and C O'Muircheartaigh (LSE). P Campanelli (35 Northampton Square, London EC1V OAX, 071-250-1866) can be contacted for further information.

1. Because of the transitional nature of adolescence, youth panels are a scarce resource. The BYP is an on-going panel with an increasing pool of transitions which can be studied as new 11-year olds are added and as the cohorts move upwards one year. Every year the number of wave-on-wave and longer transitions increases.
2. Equally, as respondents move into the adult survey analysis of their responses in the BYP can be linked to their responses in the BHPS.
3. As with the BHPS, the full range of household information is available to enable analysis of the impacts of both home context and of specific relationships, whether with parents, siblings, or other household members.

### Interview procedure

The questions for the children are tape-recorded and delivered through use of a personal stereo system, which respondents can control at their own pace. The child can therefore also complete the questionnaire while adult members of the household are being interviewed. The interviewer's only task is to hand over the personal stereo equipment, tape and questionnaire form, and to collect the completed questionnaire.

The main purpose of the personal stereo system is to ensure confidentiality even where family members might be present. This is further assisted by printing only response categories, that is without the questions themselves, on the questionnaire form. Any household member scanning the child's responses would therefore not be able to link these with the original questions.

### The questionnaires

The questions are different from the adult survey. While about two thirds of these have been retained throughout the life of the BYP as a continuous core, the questionnaire was revised for wave 5 and then for wave 7. The non-core questions are therefore replaced or rotated every two years. In wave 4 the main focus was the health, health behaviour, psychological well-being and aspirations of young people, and in particular to see how these are associated with family relationships. For this reason also, the adult questionnaire contained a small number of new questions for parents of eligible children which were designed to match key questions in the Young Person's questionnaire. In waves 5 and 6 further questions on health behaviour and psychological well-being were asked, while in waves 7 and 8 the focus has shifted to social networks.

### Panel Design

The BYP is effectively a variant of the standard rotating panel. That is, while a core group remains within the panel for some time (a maximum of five waves) every wave one year group is "lost" (to the adult survey) to be "replaced" by previous "rising-elevens". The full scheme over the current four waves is as follows.

	Age							
	11	12	13	14	15	16	17	18
wave 4	A	B	C	D	E			
wave 5	<i>F</i>	A	B	C	D	<i>E</i>		
wave 6	<i>G</i>	<i>F</i>	A	B	C	<i>D</i>	<i>E</i>	
wave 7	<i>H</i>	<i>G</i>	<i>F</i>	A	B	C	<i>D</i>	<i>E</i>

Each letter represents a specific year group over time. Thus only A and B are interviewed over four waves. The italics on the left-hand side show the new entrants to the 11-15 survey over time. The italics on the right-hand side show the departure at the other end of the age range into the adult survey. Thus by wave 7 only those aged 11 and 12 in wave 4 remain in the adolescent group, but there are 3 additional groups (F to H), one of which has been interviewed over three years and another over two. Meanwhile three of the original age groups have been interviewed as adults (now aged 16-18), one of which has given an adult interview three times but an adolescent interview only once.

This complexity means that change can be measured in several ways, taking the above table as a

starting-point:

1. Each wave can be analysed cross-sectionally (that is, taking the rows of the table). Using the correct statistical procedures all four waves can also be pooled for analysis of changes over the cross-sections.
2. Treating the table in terms of the columns produces a pooled cohort design (though with an unbalanced panel: that is, there are four waves of 13 and 14-year olds but only three of thirteen-year olds, and so on.)
3. A full panel design would use the diagonals to follow each individual over time. This approaches closer to a full balanced panel the shorter the range of the transition (ie most wave four respondents have been interviewed in the BYP twice; analysis restricting itself to a single transition would therefore be both balanced and nearly complete).

In practice, none of these approaches are mutually exclusive.

### Sample size and response rates

In wave 4 there were 605 households containing eligible, co-operating children. Numbers of youth interviews for each of the four waves are as follows. The response rate for the baseline figure in wave 4 of 89% is itself based on the number known to be in the right age group in the previous wave plus a small number of new entrants. Non-response is divided fairly equally between refusal or non-contact with the household and with the respondent.

wave	number
4	773 (89%)
5	749
6	748
7	720

The following set of response rates is for the initial wave four sample of 773 only. The baseline in each subsequent wave is the number of interviews in the previous wave. (For instance, in wave 7 the 262 youth interviews were 65% of the remaining 403 interviews from wave 6 while another 120 of the latter were interviewed as adults).

wave	Youth outcome		adult outcome		non-response	
	N	%	N	%	N	%
4	773	89				
5	580	75	131	17	62	8
6	403	69	156	27	21	4
7	262	65	120	30	21	5

The following shows the proportion of interviews amongst the total number of young people who have been interviewed at least once. Adult interviews indicate an adult interview in all post-BYP waves, otherwise respondents fall into the "some non-response" category.



	<b>N</b>		<b>%</b>	
4 youth interviews	262		20.5	
3 youth interviews				
complete response, adult in wave 7	287	12	22.5	9.4
complete response, new entrant wave 5		141		11.1
one-wave non-response		26		2.0
2 youth interviews				
complete response, adult in wave 6	355	147	27.9	11.5
complete response, new entrant wave 6		155		12.2
some non-response		53		4.2
1 youth interview				
adult in wave 5	371	118	29.1	9.3
new entrant, 7		153		12.0
some non-response		100		7.8
<i>Total</i>	1275		100	

In terms of adult interviews this produces the following outcomes:

interview status	<b>N</b>
1 youth, 3 adult	118
2 youth, 2 adult	147
3 youth, 1 adult	120

### File structure

The data from the Young Person's survey are available in the SIR record type wYOUTH or its equivalent SPSS file. The parental questions can be found in the values section of the adult individual questionnaire. (The question numbers in wave 4 run from V22 to V37.) Data for these are therefore found in wINDRESP.

The wYOUTH file or record type contains the normal key identifiers, that is wHID, and wPNO. Selection of co-operating respondents is through code 21 ("youth interview") in the individual outcome variable wVFI0, in the wINDALL file or record type. WYOUTH contains an individual weight wYPWGHT specific to the youth responses. However, no longitudinal weight additional to the standard longitudinal enumeration weight (wLEWGHT) is provided.

For longitudinal analysis it is necessary as with all BHPS files to use the PID identifier, which is unique to each individual over time. For analysis where information from parents is to be used, the relationship of youth respondents to other household members can be obtained through wHGR2R, wHGMNO, wHGFNO in file wINDALL. These and other variables in this file help to ascertain relationships (for instance, which are the natural parents). The process of matching youth respondents with adult household members will require utilisation of the wINDRESP files mentioned above. This includes the entire BHPS adult sample and it will be necessary to exclude adults not related to youth respondents when the match has been made.

## IV.16 The transition from PAPI to CAPI at Wave 9.

At Wave 9 of the BHPS, the survey moved from a pen-and paper (PAPI) mode of data collection to a Computer Assisted Personal Interview (CAPI) mode of collection. This represents the most significant methodological shift in the life of the BHPS to date with potentially wide ranging implications for data quality.

There were three main reasons for making the move to CAPI. The first and most important reason was the potential for improving data quality that would be offered by a CAPI system. The BHPS individual paper questionnaire runs to 45 minutes and contains some complex routing which inevitably produces errors from interviewers. As CAPI ensures the routing is enforced consistently and correctly throughout the questionnaire, it provides significant benefits in data quality through minimising missing data while reducing the level of data cleaning and editing post fieldwork.

The second reason was a longer-term aim to speed data turnaround and release of the data to the user community. At Wave 9 we have not increased the speed of data turn around times as various data processing systems needed to be rebuilt to deal with the CAPI environment (see Banks, R. and Laurie, H., 2000 for further details). The Wave 9 data were deposited for public use by December 2000 as usual. In the future, as the post field data processing systems become more streamlined we are aiming for improvements in this area.

The final reason for shifting the BHPS to CAPI was a significant savings in our fieldwork costs. As a longitudinal annual survey, with a questionnaire that changes relatively little year on year, the BHPS is an ideal vehicle for CAPI as the initial development costs can be recouped over the whole period of the survey.

National Opinion Polls (NOP), the fieldwork agency that has carried out the BHPS since 1991, were responsible for programming the CAPI questionnaire to the design and specifications provided by ISER. ISER carried out all testing and checking of the CAPI scripts.

NOP interviewers were equipped with touch screen laptops, which were, light to carry, robust and had good screen resolution. The laptops are easy to use and do not rely on interviewers having keyboard skills. The CAPI software used was *In2itive*, a product owned and supported by SPSS MR. Completed interviews were dialled into a central server via a modem.

A Pilot study of 100 households was carried out in May 1999 to test the CAPI questionnaires, to get feed back from interviewers on usability, to assess the reaction of respondents to the lap-top and to test data delivery and processing systems. The Pilot was successful with no adverse reactions from either interviewers or respondents to the laptop. The Pilot identified areas within the script and the data processing systems that required improvements. Revisions to the CAPI script and the surrounding systems for data management and processing were carried out with a further small-scale field test of the instruments in July 1999. Fieldwork for Wave 9 of the BHPS began on September 1<sup>st</sup> 1999 as usual.

The whole of the BHPS sample was moved to CAPI at Wave 9 in order to minimise any potential disruption to either response rates or to the time series data. This decision meant that we did not attempt to implement any large-scale experiments to assess mode effects at the point CAPI was introduced. We were confident of making the move as experimental research on mode effects conducted by others had not produced evidence of significant adverse effects by moving to CAPI from PAPI in a longitudinal context.

A further element at Wave 9 was the introduction of the booster samples in each of Scotland and Wales (see page A4-24 for details of these samples). These newly recruited respondents were also interviewed using the CAPI instruments.

#### **IV.16.1 Questionnaire design and implementation**

At Wave 9 the Household Questionnaire and Individual Questionnaire were the two schedules conducted using CAPI. All other questionnaires and fieldwork documents remained in their standard paper format.

To minimise the potential for mode effects, the CAPI implementation followed the design of the paper questionnaires as far as possible while exploiting the benefits of CAPI. While there is considerable evidence that the only mode effects of moving from PAPI to CAPI are positive effects in that routing is followed correctly and the levels of item non-response are reduced (Couper, M. et al (eds) 1998), we were still concerned to maintain as close a representation to the paper questionnaire as possible.

Clear conventions for screen layouts, colours and fonts were established to produce a questionnaire with a consistent look and feel for interviewers. All question wording and response categories were in

black and interviewer instructions were in red. The screen design was simple and uncluttered so that interviewers could easily see what they needed to ask and where responses were to be coded.

Checks were included within the CAPI script to ensure the correct identification of households and individuals, the entry of valid ranges of responses, and the consistency of date reporting. Standard types of error messages were developed. In some cases 'soft' checks were used which asked the interviewer to confirm an entry was correct e.g. if there were date inconsistencies between two items. Other checks were 'hard' and required the interviewer to return to a specific question to correct an error e.g. the entry of the household identifier had to be valid. Interviewers were able at any point in the interview to go back to previous questions to alter earlier responses if necessary.

On-screen information to guide the interviewer through complex sections of the questionnaire was also provided. For example, the annual training and education history collects repeated education or training events over the past year, and these events were displayed on screen to help the interviewer navigate through the section. The same type of on-screen information was also used in the annual job history to aid navigation through the section and provide a summary of employment or non-employment spells already entered.

Questions and screens were of five main types. Closed category single response, closed category multiple response, grid entry, text entry of amounts and text entry of verbatim responses.

- Single and multiple response closed category questions used a radio button beside each response category for interviewers to code the response.
- Single response questions could not be multi-coded.
- Questions administered with a showcard had the category number beside the response categories on screen so that when respondents gave the number on the card it could be found quickly by interviewers.
- All response categories for a given question were visible on screen simultaneously so that interviewers did not have to scroll to find them. This is important where long lists of potential responses are used to prevent any bias from a failure to code off-screen responses.
- Grid entry questions were of the type where a number of categories had the same range of responses e.g. opinion questions using a five point disagree/agree scale or frequency of various leisure activities.
- As the laptops did not have a conventional keyboard, questions that required entry of an amount or date had a pop-up number pad appear on screen.
- Wherever dates were delimited by a known possible time period (e.g. the reference period for the receipt of benefits or house moves reported in the previous twelve months), pre-coded year and month categories were provided on screen instead of a text box for date entry in order to minimise entry errors by interviewers.
- Questions requiring a verbatim text response had a pop-up keyboard appear on screen for entry by the interviewer.
- Where an 'other specify' category was included a text box for entry of the response was provided on screen.

Under CAPI, all questions require an answer of some type before the programme will move on to the next question. On all questions where the paper questionnaire had always carried an explicit 'don't know' or 'refused' category, these appeared on screen as possible valid responses. For all other questions, apart from key routing questions where a response was required (e.g. whether an employee or self-employed) a 'not answered' code was provided on screen. If interviewers used this code, they were required to enter the reason it had been used in a pop-up text box. Interviewers could also enter explanatory marginal comments at any point in the questionnaire by clicking on a comments field which brought up a text box.

NOP developed an on-line coding system for the post field coding of verbatim responses. The same team of coders who had previously worked on the BHPS coded Wave 9 using the on-line system. This system simply picked up the identifiers and verbatim text for the question concerned from the database of interviews held on the central server and displayed these on the coder's screen together with any contextual information needed for coding. For example, when coding occupational descriptions the details of the industry, whether an employee or self-employed, and managerial duties were also displayed. The coders used the standard BHPS coding frames to code the responses and

entered the codes directly. The coded responses were then merged back into the completed interview data for each individual.

#### **IV.16.2 Fieldwork procedures and interviewer training**

Fieldwork procedures at Wave 9 did not alter in any respect other than the introduction of CAPI. Interviewer experience of CAPI and good training were critical elements in a successful transition to CAPI. The fieldwork agency was responsible for providing specific training on using the laptops to interviewers and this training was required prior to the interviewer briefings for the main survey.

The BHPS has a policy of sending the same interviewer back to households they have previously interviewed in order to maintain continuity and a rapport with respondents. As there is evidence that maintaining the same interviewer for respondents has been beneficial to response rates over the life of the survey (Laurie, H. et al, 1999), we wished to minimise any response effects from interviewer turnover. The majority of the regular BHPS interviewers had prior experience of using NOP's CAPI system in the field and very few of the regular interviewers dropped out due to the shift to CAPI. Of the 220 interviewers working on the main survey only 16 were newly recruited to the BHPS for Wave 9 and all had prior CAPI experience.

How respondents would react to the move to CAPI, particularly in relation to issues of confidentiality and sensitivity, were also of concern. While there is a body of evidence which shows that the vast majority of both interviewers and respondents react very favourably to CAPI, any drop in our wave on wave re-interview response rates would be unwelcome. CAPI was introduced to respondents in an intentionally low-key manner. Respondents were not forewarned that the survey was moving to CAPI with the interviewers being instructed to simply pick up and start using the laptop in the same way they would have when using the paper questionnaires. The reaction from both interviewers and respondents during the pre-testing and piloting of the CAPI questionnaire was very positive. During the mainstage fieldwork all comments from respondents were carefully monitored with no evidence of an adverse reaction to the laptops. The interviewer observations completed after every individual interview also show no evidence of an adverse reaction from respondents.

The individual re-interview response rates remained high with 97.1% of those respondents interviewed at every wave of the survey being re-interviewed at Wave 9. The response rate data shown in tables 19h and 21, suggest show no significant differences to the previous paper waves. For the core BHPS longitudinal respondents, there is no evidence that the response was affected by the move the CAPI, while the response for all respondents interviewed at the previous wave is virtually identical to the previous paper wave.

#### **IV.16.3 Mode effects on key measures**

The key concern in shifting to CAPI midway in the life of the panel was the danger of introducing unexpected mode effects that could compromise longitudinal comparability of the data. While maintaining comparability with the design of the paper questionnaire, fieldwork procedures and data collection had been central aims in making the transition, it was always possible that we could inadvertently introduce an element which produced markedly different responses under CAPI.

To date, no significant mode effects that can be attributed to the introduction of CAPI have been found within the Wave 9 data as compared to earlier paper waves. The distributions on key demographic items including age, sex, marital status, employment status, ethnicity, occupation and industry are virtually identical to earlier paper sweeps. The entry of dates and amounts produce distributions consistent with earlier waves as do verbatim items coded post field (see Laurie, H., 2000 for further details).

#### **References**

Couper Mick, P. et al (eds) (1998) *Computer Assisted Survey Information Collection*, Wiley Series in Probability and Statistics, John Wiley and Sons Inc, USA.

Laurie, H. Smith, R. and Scott, L. (1999) 'Strategies for Reducing Nonresponse in a Longitudinal Panel Survey' in *Journal of Official Statistics*, Vol 15, No.2, Statistics Sweden.

Banks, R. and Laurie, H. (2000) 'From PAPI to CAPI: The Case of the British Household Panel Survey', *Social Science Computer Review*, Vol. 18 No.4, pp 397 – 406, Sage Publications Inc.

Laurie, H. (2000) 'From PAPI to CAPI: consequences for data quality on the British Household Panel Survey', paper presented at the *Fifth International Conference on Logic and Methodology*, University of Cologne, October 3 – 6, 2000.

## **IV.17 Scotland and Wales Extension Samples**

A major development at Wave 9 was the recruitment of two additional samples to the BHPS in Scotland and Wales. There were two main aims of the extensions. First, to increase the relatively small Scottish and Welsh sample sizes (around 400-500 households in each country in the initial BHPS sample) in order to permit independent analysis of the two countries. Second, to facilitate analysis of the two countries compared to England in order to assess the impacts of the substantial public policy changes which may be expected to follow from devolution. A consultation period in the early part of 1999 established the requirements of the Scottish and Welsh user-communities. Provision of comparable data between the different parts of Great Britain required using identical questionnaires and fieldwork arrangements for the additional samples to those used for the main BHPS sample.

A sample of 2,475 addresses in each country was drawn from the Postcode Address File, sufficient to yield approximately 1,500 respondent households after allowance for non-residential addresses and non-response. The geographic areas sampled included the "Highlands and Islands" in Scotland, areas that were not included in the original BHPS sample. In all other respects, the sample designs for both Scotland and Wales were comparable with the Wave 1 BHPS design. The primary sampling units (PSU's) were postcode sectors selected with probability proportional to size (i.e. number of addresses). Stratification was carried out to ensure balanced geographical representation and by socio-economic characteristics to reduce sampling error and improve the precision of estimates. For each country, 75 PSU's were selected with 33 addresses randomly selected within each PSU. The new samples consist of all those individuals resident at the selected addresses at the time of interview.

NOP Research Group, the BHPS fieldwork contractor since 1991, carried out the recruitment and fieldwork for the new samples. By using the same fieldwork agency we aimed to maximise comparability with the main BHPS sample by employing the same methodological techniques and fieldwork procedures as well as exploiting the expertise of interviewers familiar with working on the BHPS. The Scottish and Welsh extensions used the same questionnaire instruments as the BHPS, following the routings for new entrants to respondent households to collect initial conditions data such as place of birth, ethnicity, qualifications and some key life events. In recognition of the importance of these extensions as a way of addressing issues relating to devolution, new questions on national identity and attitudes to the Government were included both in the extension samples and in the whole BHPS sample.

Fieldwork commenced for both the main sample and the extensions on 1 September, 1999. NOP used existing BHPS interviewers where this was possible, and trained new interviewers where necessary. Because of the extra load on existing interviewers, and some need to recruit interviewers, interviews in Scotland and Wales took place rather later than on original sample of BHPS, and substantial number took place in the early months of 2000. Response rates for the new sample are presented in section IV.18.

At Wave 10, the second wave for these new samples, we reissued all of the first wave non-contact households, and refusal households except those which were judged to be permanent adamant refusals. Significant numbers of these households were interviewed, and their members will be treated as OSMs.

## **IV.18 Dependent Interviewing in the BHPS**

This section discusses briefly the introduction of dependent interviewing in wave 16 of the BHPS. Dependent interviewing (DI) is a method of designing questions in longitudinal surveys, where

information about respondents obtained in past interviews is used to personalise the questionnaire and adapt it to the respondent's situation in future interviews. With computer assisted interviewing, previous information can be included in the formulation of questions, to remind respondents of previous responses and ask whether their situation has changed. Previous information can also be used to compute edit checks during the interview. In this case, the computer script compares responses with previous responses and prompts edit check questions if these differ.

The main motivation for introducing dependent interviewing in the BHPS was to improve data quality, in particular the longitudinal consistency of responses. DI can however also be used to identify and route around redundant questions, if the respondent's situation has not changed. The design of DI for the BHPS was inspired by other panel studies around the world and based on an earlier experimental study called 'Improving Survey Measurement of Income and Employment' (ISMIE). This study tested the effects of DI for different types of questions on a former sample associated with the BHPS. Based on the findings from this study, DI was introduced in three sections of the individual questionnaire: current employment, the labour market activity history and the household finance sections.

For the current employment questions, responses given in previous interviews were used to ask respondents whether their situation had changed. Respondents were for example reminded of their occupation at the previous wave and asked whether this was still the same. Similar questions were used to collect information about the employer, industry, whether employee or self-employed, managerial duties and size of employer organisation. This approach should make the survey task easier for respondents and thereby improve the consistency of data on employment characteristics across waves.

DI was also used for the questions asking about earnings from employment. Here the previous reports were used to compute automatic edit checks, whereby the current response was compared with the response from the previous interview. If there appeared to be an unusually large change in earnings, then a follow-up question was prompted, to check whether the change was real or due to an error in the data. This approach will reduce the number of outliers, by catching keying and reporting errors during the interview.

For the questions about respondents' labour market activities since the previous interview, the previous information was used as a starting point into the history. Respondents were reminded of the activity they were doing at the time of the previous interview and then asked what they had been doing since. In contrast, in previous waves respondents were asked about their activities in reverse chronological order, starting with their current situation. The new approach will make it easier for respondents to remember activities in the past, and to provide reports that are more consistent with previous reports.

In the household finance section, DI is used to remind respondents of sources of unearned income which they have reported in the past, but not mentioned in the current interview. This will help respondents recall and identify sources, from the list of 35 about which they are asked, and as a result reduce the extent of under-reporting of incomes.

The implementation of these DI questions required substantial development of the computer scripts. Previous responses also had to be edited and prepared to be 'fed-forward'. A pilot study was carried out to check that all procedures were working and to obtain feedback on the reactions of respondents and interviewers before introducing DI in the BHPS.

The changes will have implications for data users. The standard BHPS variables will still be provided for the whole sample. Additional information will however be available to analysts, indicating how a variable for a particular respondent was collected, whether using DI or by asking the independent question. Thus while analyses which made use of standard variables should still work in the same way users should consider the implications of the different way in which data have been collected. Relevant sections of the annotated individual questionnaire are questions E1 to E10 (pages 51-56 at wave 16), E54 and E55 (page 68), J1 to J29 (pages 86 to 94), NFA to NFH (pages 111 to 112).

For further information about the introduction of dependent interviewing in the BHPS, see Jäckle, Annette, Heather Laurie, SC Noah Uhrig (May 2007) 'The Introduction of Dependent Interviewing on the British Household Panel Survey', ISER Working Paper 2007-07. Colchester: University of Essex. This can be found at <http://www.iser.essex.ac.uk/pubs/workpaps/pdf/2007-07.pdf>. This contains full information about the routing of the DI sections and the nature of the data which was fed forward.

## IV.19 Northern Ireland Household Panel Survey

At wave 11 a substantial new sample in Northern Ireland, the Northern Ireland Household Panel Survey (NIHPS) was added. This sample is jointly funded by the ESRC and government departments in Northern Ireland. Since the start of the BHPS it has been recognised that a sample was needed in Northern Ireland so that the coverage of the panel was UK wide rather than Great Britain only. Until now, funding has not been available to run a panel that was large enough to enable comparative analysis between Northern Ireland and the rest of the UK. More recently, having longitudinal data that is comparable with Great Britain has become something of a priority for the Northern Ireland policy makers as well as for the wider academic community. There are three years of funding in the first instance.

Following tendering, the contract to carry out the fieldwork was awarded to the Central Survey Unit (CSU) of the Northern Ireland Statistics and Research Agency and the first wave of fieldwork was carried out in 2001. The design of the panel and content of the questionnaire follows the BHPS with ISER staff overseeing and working with staff at CSU responsible for data collection.

The wave 1 fieldwork was carried out between October 2001 and March 2002. A random sample of addresses was selected by CSU and, as with wave 1 of the BHPS, all individuals resident at those addresses when the interviewer called were eligible for inclusion in the sample. Interviews were achieved in 1,979 households across Northern Ireland, giving an extremely good household response rate of 69%. A total of 3,528 full individual interviews were achieved plus 200 proxy interviews, representing an individual response rate for eligible adults found of 89%.

The design and content of the survey is largely similar to the BHPS to provide comparability. There are some changes in content due to local circumstances and some additional questions that are specific to Northern Ireland. The data from wave 1 of NIHPS have been processed by ISER using the standard BHPS procedures.

## IV.20 Response Rates

Interview outcomes at Wave One in terms of the original issued sample are shown in *Table 16*, at the household level. Thus around 13% of issued addresses did not contain households, but multiple occupied addresses meant the addition of around 4% to the number of households in the sample. On this basis, there was at least one interview in 74% of eligible households, complete coverage of eligible adults, including proxies in 69% of households, and full interviews with all eligible members in 65% of households. Responses at the individual level within respondent households are shown in *Table 17*.

After the first wave of a Panel Study, the main focus of interest shifts to response at the individual level, and the calculation of response rates becomes increasingly complex. We may distinguish between a wave-on-wave response rate (i.e. how many of the people interviewed last wave are re-interviewed in the current wave), and a longitudinal response rate (i.e. how many of the people interviewed at Wave One are interviewed at the latest wave). This is further complicated since individual's eligibility status may change, e.g. they may die or move out of scope, or children may reach the age of 16 and become eligible for interview. In addition, it is still possible from a fieldwork point of view to speak of household response patterns, though these are rather unreliable due to uncertainty as to the eligibility of issued households.

In this section we show response outcomes in the following ways:

For each wave, we show the outcomes for all issued and enumerated individuals in terms of their response at the previous wave.

For each wave, we show the outcomes for the combination of all issued households and new households encountered in the field.

For all full interview respondents at Wave One, we show response status at each subsequent wave.

*Table 18a* shows wave-on-wave response status for Wave Two at the individual level. Thus 86.4% of Wave One respondents gave an interview at Wave Two. Given that a number had died or moved out of scope, this gives a wave-on-wave response rate of 87.7%. *Table 18b* shows equivalent information for Wave Three in terms of Wave Two response status. Once ineligible new entrants are excluded the wave on wave response rate is around 90%. *Table 18c* shows Wave Four information. Here the wave on wave response rate is almost 95%.

*Table 19* shows response at the household level. In a household panel study, this is complex since households may have split since the previous wave. Some of this is known before fieldwork, thus at Wave Two the total number of issued households, at 5611, was larger than the number of respondent households at Wave One (5511). However, an additional 331 households were found during the course of fieldwork. In addition to this, Wave One non-contact households were reissued, and the 44 which responded are included in the table above. Similar patterns emerge in subsequent waves. Note that the base for each wave includes a significant number of previous wave non-respondent households.

*Table 20* shows the response status of Wave One full interview respondents at each subsequent wave. Thus 76.4% of Wave One respondents were interviewed at Wave Four. Once those who have died or moved out of scope are excluded this turns into a response rate of 80.0%.



**Table 16 Wave One Individual Outcomes**

Enumerated Individuals	13840 (100%)
Ineligible Children (Under 16)	3089 (22%)
<i>Eligible Adults</i>	<i>10751 (100%)</i>
Refusals	426 (4%)
Non-Contact / Absent	48 (0%)
Age / Infirmary / Disability or Language Difficulty	13 (0%)
Full Interviews	9912 (92%)
Proxy Interviews	352 (3%)
Total Interviews	10264 (95%)

\* This conforms to the database. In 38 cases, documents were either missing or otherwise unusable.

**Table 17 Wave One Household Outcomes and Response Rates \***

Addresses Issued	8167
Vacant/Non-residential/Foreign	1033
Multi-Households Addition to Sample	357
<i>Effective Sample Size</i>	<i>7491</i>
Refusal to Field Agency/Research Centre	123 (2%)
Household Refusal to Interviewer	1420 (19%)
Household Non-contact	288 (4%)
Language/Age/Infirmary Problems	122 (2%)
Complete Household Interview	4862 (65%)
Complete Household Coverage (inc. proxies)	5143 (69%)
Partial Household Coverage	5538 (74%)

\* In 29 households included here with respondent households (10 complete interviews, and 19 partial coverage) documents were missing or otherwise unusable, and there are no response data on the database. These cases have a response code of 19.

**Table 18a: Wave Two Individual Outcomes by Wave One Response Status**

Wave Two Response Status	Wave One Response Status					
	Full Interview	Proxy	Refusal	Child Under 16	New Entrant/Other*	TOTAL
Full Interview	8586 (86.4)	112 (31.8)	73 (15.2)	153 (5.0)	552 (58.4)	9459 (64.0)
Proxy Interview	150 (1.5)	140 (39.8)	47 (9.8)	7 (0.2)	42 (4.4)	386 (2.6)
Within HH Refusal	112 (1.1)	27 (7.7)	170 (35.3)	5 (0.2)	61 (6.4)	375 (2.5)
Other Non-Interview	12 (0.1)	3 (0.9)	8 (1.7)	1 (0.0)	14 (1.5)	38 (0.3)
Child Under 16				2651 (85.8)	242 (25.6)	2893 (19.6)
Refusal Household	657 (6.6)	34 (9.7)	149 (31.0)	180 (5.8)	18 (1.9)	1038 (7.0)
Non-contact Household	274 (2.8)	18 (5.1)	29 (6.0)	80 (2.6)	14 (1.5)	415 (2.8)
Out of Scope	58 (0.6)	3 (0.9)	2 (0.4)	13 (0.4)	1 (0.1)	77 (0.5)
Dead	81 (0.8)	15 (4.3)	3 (0.6)	2 (0.2)		101 (0.7)
TOTAL	9912 (67.1)	352 (2.4)	481 (3.3)	3090 (20.9)	947 (6.4)	14782 (100.0)

\* Included Members of Wave One Non-Contact Households

**Table 18b: Wave Three Individual Outcomes by Wave Two Response Status**

Wave Three Response Status	Wave Two Response Status						
	Full Interview	Proxy Interview	Refusal	Child Under 16 years	Refusal/ Non-contact Household	New Entrant	TOTAL
Full Interview	8209 (86.9)	74 (19.2)	36 (8.7)	140 (4.8)	165 (15.4)	400 (51.5)	9024 (60.2)
Proxy Interview	103 (1.1)	157 (40.7)	27 (6.5)	4 (0.1)	9 (0.8)	24 (3.1)	324 (2.2)
Telephone Interview	190 (2.0)	3 (0.8)	2 (0.5)	1 (0.0)	54 (5.0)	2 (0.3)	254 (1.7)
Within HH Refusal	133 (1.4)	48 (12.4)	221 (53.5)	8 (0.3)	53 (4.9)	85 (10.9)	548 (3.7)
Other Non-Interview	35 (0.4)	21 (5.4)	15 (3.6)	2 (0.1)	11 (1.0)	29 (3.7)	113 (0.7)
Child Under 16				2550 (88.1)	57 (5.3)	236 (30.5)	2843 (19.0)
Refusal Household	296 (3.1)	34 (8.8)	63 (15.3)	112 (3.9)	339 (31.6)		844 (5.6)
Non-contact Household	145 (1.5)	24 (6.2)	30 (7.3)	56 (1.9)	291 (27.1)		546 (3.6)
Out of Scope	35 (0.4)	7 (1.8)	3 (0.7)	6 (0.2)	81 (7.5)		132 (0.9)
No One Eligible in HH	214 (2.3)	9 (2.3)	15 (3.6)	14 (0.5)	2 (0.2)		254 (1.7)
Dead	99 (1.0)	9 (2.3)	1 (0.2)		11 (1.0)		120 (0.8)
<b>TOTAL</b>	<b>9459 (63.1)</b>	<b>386 (2.6)</b>	<b>413 (2.8)</b>	<b>2893 (19.3)</b>	<b>1073 (7.2)</b>	<b>776 (5.2)</b>	<b>15000 (100.0)</b>

**Table 18c: Wave Four Individual Outcomes by Wave Three Response Status**

Wave Four Response Status	Wave Three Response Status							
	Full Interview	Proxy Interview	Telephone Interview	Refusal	Child Under 16 years	Refusal/ Non-contact Household	New Entrant	TOTAL
Full Interview	8178 (90.6)	65 (20.1)	125 (49.6)	75 (11.3)	147 (5.2)	86 (8.2)	384 (52.7)	9060 (60.9)
Proxy Interview	73 (0.8)	164 (50.6)	2 (0.8)	47 (7.1)	2 (0.1)	3 (0.8)	18 (2.3)	309 (2.1)
Telephone Interview	64 (0.7)	1 (0.3)	37 (14.7)	3 (0.5)	1 (0.0)	6 (0.6)		112 (0.8)
Within HH Refusal	67 (0.7)	31 (9.6)	10 (4.0)	334 (50.5)	7 (0.2)	21 (2.0)	76 (10.4)	546 (3.7)
Other Non-Interview	12 (0.1)	3 (0.9)		11 (1.7)	3 (0.1)	2 (0.2)	12 (1.6)	43 (0.3)
Child Under 16					2526 (88.8)	29 (2.8)	226 (31.0)	2781 (18.7)
Refusal Household	191 (2.1)	26 (8.0)	65 (25.8)	92 (13.9)	76 (2.7)	283 (27.1)	12 (1.6)	745 (5.0)
Non-contact Household	106 (1.2)	11 (3.4)	9 (3.6)	35 (5.3)	36 (1.3)	465 (44.5)		662 (4.5)
Out of Scope	46 (0.5)	5 (1.5)	2 (0.8)	11 (1.7)	21 (0.7)	134 (12.8)		219 (1.5)
No One Eligible in HH	207 (2.3)	9 (2.8)	1 (0.4)	49 (7.4)	24 (0.8)	5 (0.5)		295 (2.0)
Dead	80 (0.9)	9 (2.8)	1 (0.4)	4 (0.6)		10 (1.0)		104 (0.7)
<b>TOTAL</b>	<b>9024 (60.7)</b>	<b>324 (2.2)</b>	<b>252 (1.7)</b>	<b>661 (4.4)</b>	<b>2843 (19.1)</b>	<b>1044 (7.0)</b>	<b>728 (4.9)</b>	<b>14876 (100.0)</b>

**Table 18d: Wave Five Individual Outcomes by Wave Four Response Status**

Wave Five Response Status	Wave Four Response Status							
	Full Interview	Proxy Interview	Telephone Interview	Refusal	Child Under 16 years	Refusal/ Non-contact Household	New Entrant	TOTAL
Full Interview	8125 (89.7)	52 (16.8)	45 (40.2)	49 (8.3)	139 (5.0)	85 (6.6)	332 (48.4)	8827 (59.6)
Proxy Interview	69 (0.8)	161 (52.1)		21 (3.6)	3 (0.1)	11 (0.9)	21 (3.1)	286 (1.9)
Telephone Interview	85 (0.9)	4 (1.3)	23 (20.5)	5 (0.8)	2 (0.1)	15 (1.2)	2 (0.3)	136 (0.9)
Within HH Refusal	64 (0.7)	28 (9.1)	5 (4.5)	325 (55.2)	11 (0.4)	1.5 (1.5)	87 (12.7)	539 (3.6)
Other Non-Interview	22 (0.2)	6 (1.9)		17 (2.9)			25 (3.6)	70 (0.5)
Child Under 16					2446 (88.0)	33 (2.6)	212 (30.9)	2691 (18.2)
Refusal Household	191 (2.1)	23 (7.4)	32 (28.6)	87 (14.8)	90 (3.2)	286 (22.3)	7 (1.0)	716 (4.8)
Non-contact Household	126 (1.4)	15 (4.9)	7 (6.3)	25 (4.2)	66 (2.4)	592 (46.1)		831 (5.6)
Out of Scope	40 (0.4)	2 (0.6)		4 (0.7)	5 (0.2)	222 (173)		273 (1.8)
No One Eligible in HH	251 (2.8)	11 (3.6)		53 (9.0)	19 (0.7)	10 (0.8)		344 (2.3)
Dead	87 (1.0)	7 (2.3)		3 (0.5)		11 (0.9)		108 (0.7)
<b>TOTAL</b>	<b>9060 (61.1)</b>	<b>309 (2.1)</b>	<b>112 (0.8)</b>	<b>589 (4.0)</b>	<b>2781 (18.8)</b>	<b>1284 (8.7)</b>	<b>686 (4.6)</b>	<b>14821 (100.0)</b>

**Table 18e: Wave Six Individual Outcomes by Wave Five Response Status**

Wave Six Response Status	Wave Five Response Status							
	Full Interview	Proxy Interview	Telephone Interview	Refusal	Child Under 16 years	Refusal/ Non-contact Household	New Entrant	TOTAL
Full Interview	8237 (93.3)	63 (22.0)	65 (47.8)	67 (11.0)	163 (6.1)	148 (9.6)	394 (51.7)	9137 (61.5)
Proxy Interview	51 (0.6)	153 (53.5)	2 (1.5)	26 (4.3)	1 (0.0)	3 (0.2)	13 (1.7)	249 (1.7)
Telephone Interview	31 (0.4)	1 (0.3)	10 (7.4)	3 (0.5)		6 (0.4)	1 (0.1)	52 (0.4)
Within HH Refusal	17 (0.2)	29 (10.1)	4 (2.9)	349 (57.4)	7 (0.3)	14 (0.9)	88 (11.5)	508 (3.4)
Other Non-Interview	14 (0.2)	3 (1.0)	1 (0.7)	18 (3.0)		2 (0.1)	26 (3.4)	64 (0.4)
Child Under 16					2435 (90.5)	44 (2.9)	231 (30.3)	2710 (18.3)
Refusal Household	95 (1.1)	10 (3.5)	45 (33.1)	48 (7.9)	40 (1.5)	358 (23.3)	9 (1.2)	605 (4.1)
Non-contact Household	59 (0.7)	4 (1.4)	7 (5.1)	20 (3.3)	26 (1.0)	656 (42.8)		772 (5.2)
Out of Scope	26 (0.3)	2 (0.7)		4 (0.7)	6 (0.2)	265 (17.5)		306 (2.1)
No One Eligible in HH	218 (2.5)	14 (4.9)	1 (0.7)	71 (11.7)	11 (0.4)	6 (0.4)		321 (2.2)
Dead	80 (0.9)	7 (2.4)	1 (0.7)	2 (0.3)	2 (0.1)	29 (1.9)		121 (0.8)
<b>TOTAL</b>	<b>8828 (59.5)</b>	<b>286 (1.9)</b>	<b>136 (0.9)</b>	<b>608 (4.1)</b>	<b>2691 (18.1)</b>	<b>1534 (10.3)</b>	<b>762 (5.1)</b>	<b>14845 (100.0)</b>

**Table 18f: Wave Seven Individual Outcomes by Wave Six Response Status**

Wave Seven Response Status	Wave Six Response Status							
	Full Interview	Proxy Interview	Telephone Interview	Refusal	Child Under 16 years	Refusal/ Non-contact Household	New Entrant	TOTAL
Full Interview	8440 (92.6)	35 (0.4)	29 (0.3)	43 (0.5)	136 (1.5)	65 (0.7)	370 (4.1)	9118 (64.2)
Proxy Interview	38 (17.0)	158 (70.9)	1 (0.4)	10 (4.5)	2 (0.9)		14 (6.3)	223 (1.6)
Telephone Interview	27 (84.4)		3 (9.4)	1 (3.1)		1 (3.1)		32 (0.2)
Within HH Refusal	23 (4.8)	20 (4.1)	1 (0.2)	354 (73.4)	2 (0.4)	5 (1.0)	77 (16.0)	482 (3.4)
Other Non-Interview	22 (56.4)	4 (10.3)		6 (15.4)		1 (2.6)	6 (15.4)	39 (0.3)
Child Under 16					2440 (91.8)	10 (0.4)	208 (7.8)	2658 (18.7)
Refusal Household	107 (27.3)	6 (1.5)	13 (3.3)	47 (12.0)	48 (12.2)	162 (41.3)	9 (2.3)	392 (2.8)
Non-contact Household	86 (23.9)	10 (2.8)	5 (1.4)	19 (5.3)	28 (7.8)	212 (58.9)		360 (2.5)
Out of Scope	39 (10.6)			5 (1.4)	11 (3.0)	312 (85.0)		367 (2.6)
No One Eligible in HH	280 (68.5)	7 (1.7)		79 (19.3)	43 (10.5)			409 (2.9)
Dead	77 (62.6)	9 (7.3)		6 (4.9)		31 (25.2)		123 (0.9)
<b>TOTAL</b>	<b>9139 (64.3)</b>	<b>249 (1.8)</b>	<b>52 (0.4)</b>	<b>570 (4.0)</b>	<b>2710 (19.1)</b>	<b>799 (5.6)</b>	<b>684 (4.8)</b>	<b>14203 (100)</b>

**Table 18g: Wave Eight Individual Outcomes by Wave Seven Response Status**

Wave Eight Response Status	Wave Seven Response Status							
	Full Interview	Proxy Interview	Telephone Interview	Refusal	Child Under 16 years	Refusal/ Non-contact Household	New Entrant	TOTAL
Full Interview	8363 (93.5)	35 (0.4)	10 (0.1)	30 (0.3)	125 (1.4)	67 (0.7)	310 (3.5)	8940 (62.8)
Proxy Interview	48 (22.2)	137 (63.4)		13 (6.0)	1 (0.5)	3 (1.4)	14 (6.5)	216 (1.5)
Telephone Interview	43 (72.9)	1 (1.7)	6 (10.2)	1 (1.7)		8 (13.6)		59 (0.4)
Within HH Refusal	48 (9.4)	18 (3.5)		354 (69.3)	5 (1.0)	18 (3.5)	68 (13.3)	511 (3.6)
Other Non-Interview	26 (50.0)	1 (1.9)		8 (15.4)	1 (1.9)	2 (3.8)	14 (26.9)	52 (0.4)
Child Under 16					2449 (91.3)	19 (0.7)	215 (8.0)	2683 (18.9)
Refusal Household	127 (29.7)	10 (2.3)	12 (2.8)	25 (5.8)	40 (9.3)	204 (47.7)	10 (2.3)	428 (3.0)
Non-contact Household	76 (17.1)	3 (0.7)	3 (0.7)	16 (3.6)	17 (3.8)	329 (74.1)		444 (3.1)
Out of Scope	17 (4.4)	2 (0.5)		2 (0.5)	2 (0.5)	360 (94.0)		383 (2.7)
No One Eligible in HH	279 (72.5)	8 (2.1)		65 (16.9)	18 (4.7)	15 (3.9)		385 (2.7)
Dead	91 (72.2)	8 (6.3)	1 (0.8)	5 (4.0)		21 (16.7)		126 (0.9)
<b>TOTAL</b>	<b>9118 (64.1)</b>	<b>223 (1.6)</b>	<b>32 (0.2)</b>	<b>519 (3.6)</b>	<b>2658 (18.7)</b>	<b>1046 (7.4)</b>	<b>631 (4.4)</b>	<b>14227 (100)</b>



**Table 18h: Wave Nine Individual Outcomes by Wave Eight Response Status**

Wave Nine Response Status	Wave Eight Response Status							
	Full Interview	Proxy Interview	Telephone Interview	Refusal	Child Under 16 years	Refusal/ Non-contact Household	New Entrant	TOTAL
Full Interview	8255 (93.6)	25 (0.3)	24 (0.3)	45 (0.5)	141 (1.6)	69 (0.8)	261 (3.0)	8820 (61.8)
Proxy Interview	44 (21.2)	130 (62.5)		16 (7.7)	2 (1.0)	3 (1.4)	13 (6.3)	208 (1.5)
Telephone Interview	52 (71.2)		7 (9.6)	5 (6.8)		6 (8.2)	3 (4.1)	73 (0.5)
Within HH Refusal	45 (8.6)	15 (2.9)	1 (0.2)	343 (65.6)	13 (2.5)	11 (2.1)	95 (18.2)	523 (3.7)
Other Non-Interview	25 (29.1)	2 (2.3)		14 (16.3)	2 (2.3)	3 (3.5)	40 (46.5)	86 (0.6)
Child Under 16					2400 (91.4)	12 (0.5)	213 (8.1)	2625 (18.4)
Refusal Household	143 (26.5)	13 (2.4)	22 (4.1)	41 (7.6)	63 (11.7)	247 (45.8)	10 (1.9)	539 (3.8)
Non-contact Household	66 (11.8)	11 (2.0)	4 (0.7)	25 (4.5)	21 (3.8)	430 (77.2)		557 (3.9)
Out of Scope	41 (9.3)	3 (0.7)	1 (0.2)	4 (0.9)	11 (2.5)	383 (86.5)		443 (3.1)
No One Eligible in HH	195 (62.5)	13 (4.2)		64 (20.5)	30 (9.6)	10 (3.2)		312 (2.2)
Dead	74 (83.1)	4 (4.5)		6 (6.7)		5 (5.6)		89 (0.6)
<b>TOTAL</b>	<b>8940 (62.6)</b>	<b>216 (1.5)</b>	<b>59 (0.4)</b>	<b>563 (3.9)</b>	<b>2683 (18.8)</b>	<b>1179 (8.3)</b>	<b>635 (4.4)</b>	<b>14275 (100.0)</b>

**Table 18i: Wave Ten Individual Outcomes by Wave Nine Response Status**

Wave Ten Response Status	Wave Nine Response Status							
	Full Interview	Proxy Interview	Telephone Interview	Refusal	Child Under 16 years	Refusal/ Non-contact Household	New Entrant	TOTAL
Full Interview	8117 (93.3)	26 (0.3)	25 (0.3)	64 (0.7)	131 (1.5)	90 (1.0)	248 (2.9)	8701 (60.6)
Proxy Interview	45 (22.3)	126 (62.4)		20 (9.9)	1 (0.5)	2 (1.0)	8 (4.0)	202 (1.4)
Telephone Interview	62 (60.2)	1 (1.0)	19 (18.4)	1 (1.0)		19 (18.4)	1 (1.0)	103 (0.7)
Within HH Refusal	44 (7.9)	21 (3.8)	7 (1.3)	349 (62.8)	9 (1.6)	24 (4.3)	102 (18.3)	556 (3.9)
Other Non-Interview	24 (37.5)	3 (4.7)	2 (3.1)	14 (21.9)	1 (1.6)	2 (3.1)	18 (28.1)	64 (0.4)
Child Under 16					2368 (90.1)	45 (1.7)	215 (8.2)	2628 (18.3)
Refusal Household	151 (29.7)	8 (1.6)	17 (3.3)	42 (8.3)	48 (9.4)	240 (47.2)	3 (0.6)	509 (3.5)
Non-contact Household	75 (11.4)	6 (0.9)	3 (0.5)	25 (3.8)	30 (4.5)	521 (78.9)		660 (4.6)
Out of Scope	55 (10.7)	1 (0.2)		7 (1.4)	17 (3.3)	436 (84.5)		516 (3.6)
No One Eligible in HH	172 (57.9)	7 (2.4)		83 (27.9)	19 (6.4)	16 (5.4)		297 (2.1)
Dead	75 (64.1)	9 (7.7)		2 (1.7)	1 (0.9)	30 (25.6)		117 (0.8)
TOTAL	8820 (61.5)	208 (1.4)	73 (0.5)	607 (4.2)	2625 (18.3)	1425 (9.9)	595 (4.1)	14353 (100.0)

**Table 18j: Wave Eleven Individual Outcomes by Wave Ten Response Status**

Wave Eleven Response Status	Wave Ten Response Status							
	Full Interview	Proxy Interview	Telephone Interview	Refusal	Child Under 16 years	Refusal/ Non-contact Household	New Entrant	TOTAL
Full Interview	7978 (92.9)	35 (0.4)	23 (0.3)	51 (0.6)	129 (1.5)	112 (1.3)	262 (3.1)	8590 (59.2)
Proxy Interview	39 (21.4)	111 (61.0)		15 (8.2)	5 (2.8)	2 (1.1)	10 (5.5)	182 (1.3)
Telephone Interview	88 (53.7)	2 (1.2)	35 (21.3)	7 (4.3)		32 (19.5)		164 (1.1)
Within HH Refusal	54 (8.8)	26 (4.2)	8 (1.3)	375 (60.9)	9 (1.5)	33 (5.4)	111 (18.0)	616 (2.3)
Other Non-Interview	27 (37.0)	1 (1.4)	3 (4.1)	16 (21.9)	1 (1.4)	7 (9.6)	18 (24.7)	73 (0.5)
Child Under 16					2360 (90.5)	36 (1.4)	213 (8.2)	2609 (18.0)
Refusal Household	176 (26.9)	9 (1.4)	27 (4.1)	46 (7.0)	58 (8.9)	338 (51.6)	1 (0.2)	655 (4.5)
Non-contact Household	67 (9.8)	2 (0.3)	5 (0.7)	28 (4.1)	31 (4.5)	553 (80.6)		686 (4.7)
Out of Scope	37 (6.8)	3 (0.6)		1 (0.2)	6 (1.1)	498 (91.4)		545 (3.8)
No One Eligible in HH	170 (57.8)	8 (2.7)	1 (0.3)	75 (25.5)	28 (9.5)	12 (4.1)		294 (2.0)
Dead	65 (73.9)	5 (5.7)		3 (3.4)	1 (1.1)	14 (15.9)		88 (0.6)
<b>TOTAL</b>	<b>8701 (60.0)</b>	<b>202 (1.4)</b>	<b>102 (0.7)</b>	<b>617 (4.3)</b>	<b>2628 (18.1)</b>	<b>1637 (11.3)</b>	<b>615 (4.2)</b>	<b>14502 (100)</b>

**Table 18k: Wave Twelve Individual Outcomes by Wave Eleven Response Status**

Wave Twelve Response Status	Wave Eleven Response Status							
	Full Interview	Proxy Interview	Telephone Interview	Refusal	Child Under 16 years	Refusal/ Non-contact Household	New Entrant	TOTAL
Full Interview	7849 (93.6)	31 (0.4)	41 (0.5)	48 (0.6)	130 (1.6)	88 (1.0)	196 (2.3)	8383 (59.4)
Proxy Interview	58 (29.7)	93 (47.7)	2 (1.0)	24 (12.3)	2 (1.0)	5 (2.6)	11 (5.6)	195 (1.4)
Telephone Interview	127 (52.9)	5 (2.1)	68 (28.3)	15 (6.3)	3 (1.2)	16 (6.7)	6 (2.5)	240 (1.7)
Within HH Refusal	71 (11.5)	16 (2.6)	8 (1.3)	398 (64.4)	12 (1.9)	30 (4.9)	83 (13.4)	618 (4.4)
Other Non-Interview	27 (26.0)	10 (9.6)	3 (2.9)	33 (31.7)	1 (1.0)	3 (2.9)	27 (26.0)	104 (0.7)
Child Under 16					2370 (91.4)	38 (1.5)	186 (7.2)	2594 (18.4)
Refusal Household	136 (21.3)	6 (0.9)	30 (4.7)	49 (7.7)	38 (6.0)	380 (59.5)		639 (4.5)
Non-contact Household	75 (19.3)	4 (1.0)	9 (2.3)	28 (7.2)	23 (5.9)	249 (64.2)		388 (2.7)
Out of Scope	26 (4.4)	1 (0.2)	1 (0.2)	8 (1.4)	9 (1.5)	540 (92.3)		585 (4.1)
No One Eligible in HH	161 (57.3)	4 (1.4)		80 (28.5)	21 (7.5)	15 (5.3)		281 (2.0)
Dead	60 (69.0)	12 (13.8)	2 (2.3)	6 (6.9)		7 (8.0)		87 (0.6)
TOTAL	8590 (60.9)	182 (1.3)	164 (1.2)	689 (4.9)	2609 (18.5)	1371 (9.7)	509 (3.6)	14114 (100)

**Table 18I: Wave Thirteen Individual Outcomes by Wave Twelve Response Status**

Wave Thirteen Response Status	Wave Twelve Response Status							
	Full Interview	Proxy Interview	Telephone Interview	Refusal	Child Under 16 years	Refusal/ Non-contact Household	New Entrant	TOTAL
Full Interview	7694 (93.1)	34 (0.4)	60 (0.7)	55 (0.7)	154 (1.9)	65 (0.8)	202 (2.4)	8264 (59.0)
Proxy Interview	43 (20.2)	106 (49.8)		40 (18.8)	3 (1.4)	2 (0.9)	19 (8.9)	213 (1.5)
Telephone Interview	103 (46.0)	5 (2.2)	59 (26.3)	22 (9.8)	3 (1.3)	30 (13.4)	2 (0.9)	224 (1.6)
Within HH Refusal	53 (9.4)	20 (3.5)	15 (2.7)	388 (68.8)	4 (0.7)	12 (2.1)	72 (12.8)	564 (4.0)
Other Non-Interview	29 (30.9)	3 (3.2)	3 (3.2)	27 (28.7)	4 (4.3)		28 (29.8)	94 (0.7)
Child Under 16					2299 (91.4)	24 (1.0)	192 (7.6)	2515 (17.9)
Refusal Household	148 (20.7)	7 (1.0)	81 (11.3)	84 (11.7)	74 (10.3)	322 (45.0)		716 (5.1)
Non-contact Household	60 (13.6)	6 (1.4)	12 (2.7)	18 (4.1)	20 (4.5)	326 (73.8)		442 (3.2)
Out of Scope	45 (7.0)	1 (0.2)	3 (0.5)	5 (0.8)	9 (1.4)	579 (90.2)		642 (4.6)
No One Eligible in HH	140 (55.6)	6 (2.4)	3 (1.2)	76 (30.2)	24 (9.5)	3 (1.2)		252 (1.8)
Dead	68 (75.6)	7 (7.8)	2 (2.2)	7 (7.8)		6 (6.7)		90 (0.6)
TOTAL	8383 (59.8)	195 (1.4)	238 (1.7)	722 (5.2)	2594 (18.5)	1369 (9.8)	515 (3.7)	14016 (100.0)

**Table 18m: Wave Fourteen Individual Outcomes by Wave Thirteen Response Status**

Wave Fourteen Response Status	Wave Thirteen Response Status							
	Full Interview	Proxy Interview	Telephone Interview	Refusal	Child Under 16 years	Refusal/ Non-contact Household	New Entrant	TOTAL
Full Interview	7547 (93.4)	38 (0.5)	35 (0.4)	61 (0.8)	142 (1.8)	71 (0.9)	186 (2.3)	8080 (100.0)
Proxy Interview	45 (24.2)	103 (55.4)	3 (1.6)	12 (6.5)	3 (1.6)	3 (1.6)	17 (9.1)	186 (100.0)
Telephone Interview	161 (45.6)	5 (1.4)	94 (26.6)	24 (6.8)	2 (0.6)	62 (17.6)	5 (1.4)	353 (100.0)
Within HH Refusal	50 (8.7)	31 (5.4)	12 (2.1)	367 (63.6)	5 (0.9)	26 (4.5)	86 (14.9)	577 (100.0)
Other Non-Interview	45 (35.7)	7 (5.6)	1 (0.8)	31 (24.6)	2 (1.6)	8 (6.3)	32 (25.4)	126 (100.0)
Child Under 16					2263 (91.2)	20 (0.8)	198 (8.0)	2481 (100.0)
Refusal Household	107 (17.4)	5 (0.8)	58 (9.4)	74 (12.1)	54 (8.8)	316 (51.5)		614 (100.0)
Non-contact Household	44 (8.9)	4 (0.8)	12 (2.4)	8 (1.6)	17 (3.5)	407 (82.7)		492 (100.0)
Out of Scope	34 (5.0)	3 (0.4)		7 (1.0)	6 (0.9)	628 (92.6)		678 (100.0)
No One Eligible in HH	158 (58.7)	9 (3.3)	4 (1.5)	66 (24.5)	19 (7.1)	13 (4.8)		269 (100.0)
Dead	73 (39.9)	8 (4.4)	2 (1.1)	8 (4.4)	2 (1.1)	90 (49.2)		183 (100.0)
TOTAL	8264 (58.9)	213 (1.5)	221 (1.6)	658 (4.7)	2515 (17.9)	1644 (11.7)	524 (3.7)	14039 (100.0)

**Table 18n: Wave Fifteen Individual Outcomes by Wave Fourteen Response Status**

Wave Fifteen Response Status	Wave Fourteen Response Status							
	Full Interview	Proxy Interview	Telephone Interview	Refusal	Child Under 16 years	Refusal/ Non-contact Household	New Entrant	TOTAL
Full Interview	7437 (93.0)	30 (0.4)	35 (0.4)	79 (1.0)	141 (1.8)	49 (0.6)	223 (2.8)	7994 (100)
Proxy Interview	33 (20.4)	103 (63.6)	2 (1.2)	14 (8.6)	1 (0.6)	1 (0.6)	8 (4.9)	162 (100)
Telephone Interview	97 (25.4)	2 (0.5)	221 (57.9)	24 (6.3)	11 (2.9)	24 (6.3)	3 (0.8)	382 (100)
Within HH Refusal	58 (9.3)	20 (3.2)	11 (1.8)	389 (62.2)	10 (1.6)	24 (3.8)	113 (18.1)	625 (100)
Other Non-Interview	28 (27.5)	5 (4.9)	6 (5.9)	43 (42.2)	3 (2.9)	7 (6.9)	10 (9.8)	102 (100)
Child Under 16					2215 (91.0)	23 (0.9)	197 (8.1)	2435 (100)
Refusal Household	127 (21.8)	3 (0.5)	45 (7.7)	52 (8.9)	44 (7.5)	312 (53.5)		583 (100)
Non-contact Household	62 (10.2)	2 (0.3)	23 (3.8)	25 (4.1)	20 (3.3)	475 (78.3)		607 (100)
Out of Scope	35 (4.9)	4 (0.6)	4 (0.6)	3 (0.4)	6 (0.8)	667 (92.8)		719 (100)
No One Eligible in HH	137 (55.0)	7 (2.8)	1 (0.4)	69 (27.7)	25 (10.0)	10 (4.0)		249 (100)
Dead	63 (67.7)	10 (10.8)	3 (3.2)	5 (5.4)	2 (2.2)	10 (10.8)		93 (100)
TOTAL	8077 (57.9)	186 (1.3)	351 (2.5)	703 (5.0)	2478 (17.8)	1602 (11.5)	554 (4.0)	13951 (100)

**Table 18o: Wave Sixteen Individual Outcomes by Wave Fifteen Response Status**

Wave Sixteen Response Status	Wave Fifteen Response Status							
	Full Interview	Proxy Interview	Telephone Interview	Refusal	Child Under 16 years	Refusal/ Non-contact Household	New Entrant	TOTAL
Full Interview	7451 (93.8)	18 (0.2)	47 (0.6)	50 (0.6)	124 (1.6)	53 (0.7)	203 (2.6)	7946 (100)
Proxy Interview	29 (18.5)	98 (62.4)	0 (0.0)	18 (11.5)	1 (0.6)	1 (0.6)	10 (6.4)	157 (100)
Telephone Interview	80 (21.0)	1 (0.3)	243 (63.8)	14 (3.7)	5 (1.3)	34 (8.9)	4 (1.0)	381 (100)
Within HH Refusal	41 (6.3)	19 (2.9)	17 (2.6)	449 (69.1)	8 (1.2)	12 (1.8)	104 (16.0)	650 (100)
Other Non-Interview	21 (18.8)	6 (5.4)	5 (4.5)	35 (31.3)	6 (5.4)	9 (8.0)	30 (26.8)	112 (100)
Child Under 16					2166 (91.6)	25 (1.1)	174 (7.4)	2365 (100)
Refusal Household	98 (17.2)	9 (1.6)	39 (6.8)	43 (7.5)	52 (9.1)	329 (57.7)		570 (100)
Non-contact Household	41 (5.9)	2 (0.3)	21 (3.0)	23 (3.3)	40 (5.8)	563 (81.6)		690 (100)
Out of Scope	27 (3.6)		2 (0.3)	5 (0.7)	7 (0.9)	715 (94.6)		756 (100)
No One Eligible in HH	139 (54.5)	4 (1.6)	3 (1.2)	80 (31.4)	24 (9.4)	5 (2.0)		255 (100)
Dead	67 (57.3)	5 (4.3)	2 (1.7)	8 (6.8)		35 (29.9)		117 (100)
TOTAL	7994 (57.1)	162 (1.2)	379 (2.7)	725 (5.2)	2433 (17.4)	1781 (12.7)	525 (3.8)	13999 (100)



**Table 18p: Wave Seventeen Individual Outcomes by Wave Sixteen Response Status**

Wave Seventeen Response Status	Wave Sixteen Response Status							
	Full Interview	Proxy Interview	Telephone Interview	Refusal	Child Under 16 years	Refusal/ Non-contact Household	New Entrant	TOTAL
Full Interview	7301 (94.0)	19 (0.2)	42 (0.5)	48 (0.6)	167 (2.2)	41 (0.5)	148 (1.9)	7766 (100)
Proxy Interview	32 (22.2)	90 (62.5)	1 (0.7)	12 (8.3)	3 (2.1)	1 (0.7)	5 (3.5)	144 (100)
Telephone Interview	105 (25.5)	2 (0.5)	261 (63.3)	15 (3.6)	3 (0.7)	22 (5.3)	4 (1.0)	412 (100)
Within HH Refusal	63 (9.5)	21 (3.2)	6 (0.9)	457 (69.2)	14 (2.1)	16 (2.4)	83 (12.6)	660 (100)
Other Non-Interview	22 (21.4)	3 (2.9)	3 (2.9)	48 (46.6)		1 (1.0)	26 (25.2)	103 (100)
Child Under 16					2087 (91.2)	13 (0.6)	189 (8.3)	2289 (100)
Refusal Household	142 (22.5)	9 (1.4)	37 (5.9)	63 (10.0)	47 (7.5)	332 (52.7)		630 (100)
Non-contact Household	45 (6.1)	3 (0.4)	25 (3.4)	24 (3.3)	20 (2.7)	619 (84.1)		736 (100)
Out of Scope	36 (4.5)		1 (0.1)	5 (0.6)	2 (0.3)	752 (94.5)		796 (100)
No One Eligible in HH	144 (54.1)	5 (1.9)	1 (0.4)	83 (31.2)	19 (7.1)	14 (5.3)		266 (100)
Dead	55 (74.3)	5 (6.8)	2 (2.7)	6 (8.1)	1 (1.4)	5 (6.8)		74 (100)
TOTAL	7945 (57.3)	157 (1.1)	379 (2.7)	761 (5.5)	2363 (17.0)	1816 (13.1)	455 (3.3)	13876 (100)

**Table 18q Wave Eighteen Individual Outcomes by Wave Seventeen Response Status**

Wave eighteen response status	Wave Seventeen Response Status							
	Full interview	Proxy interview	Telephone interview	Refusal	Child under 16	Refusal/non-cont HH	New entrant	Total
Full interview	7124 (95.0)	19 (0.3)	31 (0.4)	45 (0.6)	102 (1.4)	45 (0.6)	134 (1.8)	7500 (100)
Proxy interview	26 (19.1)	88 (64.7)	1 (0.7)	11 (8.1)	1 (0.7)	4 (2.9)	5 (3.7)	136 (100)
Telephone interview	101(23.3)	0 (0.0)	294 (67.7)	11 (2.5)	5 (1.2)	22 (5.1)	1 (0.2)	434 (100)
Refusal	71 (9.9)	15 (2.1)	11 (1.5)	494 (69.0)	12 (1.7)	18 (2.5)	95 (13.3)	716 (100)
Other non-interview	45 (34.4)	3 (2.3)	2 (1.5)	41 (31.3)	4 (3.1)	1 (0.8)	35 (26.7)	131 (100)
Child under 16					2074 (91.2)	21 (0.9)	178 (7.8)	2273 (100)
Refusal/non-cont HH	126 (21.9)	8 (1.4)	51 (8.9)	59 (10.2)	48 (8.3)	284 (49.3)	0 (0.0)	576 (100)
Non-cont/NC HH	48 (6.2)	4 (0.5)	13 (1.7)	20 (2.6)	10 (1.3)	684 (87.8)	0 (0.0)	779 (100)
Out of scope/NC HH	31 (3.7)	0 (0.0)	3 (0.4)	6 (0.7)	7 (0.8)	795 (94.4)	0 (0.0)	842 (100)
No one elig in HH	118 (46.3)	2 (0.8)	1 (0.4)	89 (34.9)	26 (10.2)	19 (7.5)	0 (0.0)	255 (100)
Dead	65 (89.0)	5 (6.8)	1 (1.4)	1 (1.4)	0 (0.0)	1 (1.4)	0 (0.0)	73 (100)
Total	7755 (56.5)	144 (1.0)	408 (3.0)	777 (5.7)	2289 (16.7)	1894 (13.8)	448 (3.3)	13715 (100)

**Table 19**

**Household Response Outcomes**

	Wave Two	Wave Three	Wave Four	Wave Five	Wave Six	Wave Seven	Wave Eight	Wave Nine	Wave Ten
Total Households Issued and Identified in Field	5986	6534	6558	6553	6487	6531	6179	6216	6333
All Sample Members deceased or out of scope	83 (1.4%)	134 (2.1%)	195 (3.0%)	232 (3.5%)	264 (4.1%)	301 (4.6%)	301 (4.9%)	297 (4.8%)	393 (6.2%)
No Eligible members		176 (2.7%)	207 (3.2%)	241 (3.7%)	215 (3.3%)	255 (3.9%)	253 (4.1%)	205 (3.3%)	208 (3.3%)
All Sample members returned to Previous Wave Household	22 (0.4%)	90 (1.4%)	57 (0.9%)	43 (0.7%)	23 (0.4%)	40 (0.6%)	34 (0.6%)	42 (0.7%)	44 (0.7%)
<i>Effective Eligible Households</i>	5881 (100%)	6134 (100%)	6099 (100%)	6037 (100%)	5985 (100%)	5935 (100%)	5591 (100%)	5672 (100%)	5688 (100%)
Previous wave adamant refusals		173 (2.8%)	220 (3.6%)	157 (2.6%)	130 (2.2%)	455 (7.7%)	41 (0.7%)	40 (0.7%)	56 (1.0%)
<i>Effective Eligible Households Issued to Field</i>	5881 (100%)	5961 (100%)	5879 (100%)	5880 (100%)	5855 (100%)	5480 (100%)	5500 (100%)	5632 (100%)	5632 (100%)
Household not found	216 (3.7%)	348 (5.8%)	408 (6.9%)	503 (8.6%)	479 (8.2%)	247 (4.5%)	313 (5.6%)	372 (6.6%)	440 (7.8%)
Household refusal	438 (7.4%)	385 (6.5%)	346 (5.9%)	343 (5.8%)	310 (5.3%)	206 (3.8%)	230 (4.1%)	276 (4.9%)	276 (4.9%)
Complete Household Interview	4556 (77.5%)	4354 (73.1%)	4378 (74.5%)	4259 (72.4%)	4372 (74.7%)	4384 (80.0%)	4328 (78.0%)	4273 (75.9%)	4194 (74.5%)
Complete Household Coverage (inc. proxies)	334 (5.7%)	279 (4.7%)	273 (4.6%)	257 (4.4%)	222 (3.8%)	201 (3.7%)	197 (3.2%)	188 (3.3%)	188 (3.3%)
Partial Household Coverage	331 (5.6%)	378 (6.3%)	384 (6.5%)	419 (7.1%)	429 (7.3%)	415 (7.6%)	432 (7.8%)	465 (8.2%)	455 (8.1%)
Telephone Interview only		212 (3.6%)	88 (1.5%)	98 (1.7%)	40 (0.7%)	25 (0.5%)	47 (0.8%)	45 (0.8%)	74 (1.3%)
Proxy at Previous Address	6 (0.1%)	5 (0.1%)	2 (0.0%)	1 (0.0%)	3 (0.1%)	2 (0.0%)	3 (0.1%)	3 (0.1%)	5 (0.1%)
All Respondent Households	5227 (88.9%)	5228 (87.7%)	5125 (87.2%)	5034 (85.6%)	5066 (86.5%)	5027 (91.7%)	5007 (90.2%)	4974 (88.3%)	4916 (87.3%)

**Table 19 (continued)**

**Household Response Outcomes**

	Wave Eleven	Wave Twelve	Wave Thirteen	Wave Fourteen	Wave Fifteen	Wave Sixteen	Wave Seventeen	Wave Eighteen
Total Households Issued and Identified in Field	6353	6437	6256	6278	6224	6237	6288	6267
All Sample Members deceased or out of scope	387 (6.1%)	395 (6.1%)	443 (7.1%)	534 (8.5%)	481 (7.7%)	539 (8.6%)	534 (8.5%)	574 (9.2%)
No Eligible members	197 (3.1%)	187 (2.9%)	184 (2.9%)	194 (3.1%)	184 (3.0%)	179 (2.9%)	195 (3.1%)	173 (2.8)
All Sample members returned to Previous Wave Household	48 (0.8%)	57 (0.9%)	40 (0.6%)	48 (0.8%)	43 (0.7%)	33 (0.5%)	37 (0.6%)	37 (0.6%)
<i>Effective Eligible Households</i>	5721 (100%)	5798 (100%)	5589 (100%)	5502 (100%)	5516 (100%)	5486 (100%)	5522 (100%)	5483 (100%)
Previous wave adamant refusals	25 (0.4%)	315 (5.4%)	125 (2.2%)	87 (1.6%)	101 (1.8%)	63 (1.1%)	107 (1.9%)	129 (2.4%)
<i>Effective Eligible Households Issued to Field</i>	5696 (100%)	5483 (100%)	5464 (100%)	5415 (100%)	5415 (100%)	5423 (100%)	5415 (100%)	5354 (100%)
Household not found	467 (8.2%)	257 (4.7%)	293 (5.4%)	328 (6.1%)	396 (7.3%)	429 (7.9%)	468 (8.6%)	540 (10.1%)
Household refusal	339 (6%)	373 (6.8%)	406 (7.4%)	327 (6.0%)	321 (5.9%)	320 (5.9%)	350 (6.5%)	305 (5.7%)
Complete Household Interview	4104 (72.1%)	3987 (72.7%)	3951 (72.3%)	3877 (71.6%)	3803 (70.2%)	3761 (69.4%)	3673 (67.8%)	3550 (66.3%)
Complete Household Coverage (inc. proxies)	160 (2.8%)	171 (3.1%)	188 (3.4%)	159 (2.9%)	142 (2.6%)	132 (2.4%)	126 (2.3%)	119 (2.2%)
Partial Household Coverage	503 (8.8%)	527 (9.6%)	485 (8.9%)	489 (9.0%)	501 (9.3%)	512 (9.4%)	511 (9.4%)	528 (9.9%)
Telephone Interview only	117 (2.1%)	166 (3.0%)	139 (2.5%)	226 (4.2%)	247 (4.6%)	262 (4.8%)	284 (5.2%)	310 (5.8%)
Proxy at Previous Address	3 (0.1%)	2 (0.0%)	2 (0.0%)	9 (0.2%)	5 (0.1%)	7 (0.1%)	3 (0.1%)	2 (0%)
All Respondent Households	4887 (85.8%)	4853 (88.5%)	4765 (87.2%)	4760 (87.9%)	4698 (86.8%)	4674 (86.2%)	4597 (84.9%)	4509 (84.2%)

**Table 20**

**Outcomes for Original Sample Members with Full Interview at Wave One**

	Wave Two	Wave Three	Wave Four	Wave Five	Wave Six	Wave Seven	Wave Eight	Wave Nine	Wave Ten
Full Interview Respondent	8568 (86.4%)	7839 (79.1%)	7577 (76.4%)	7183 (72.5%)	7132 (72.0%)	6903 (69.6%)	6651 (67.1%)	6396 (64.5%)	6143 (62.0%)
Proxy Interview Respondent	150 (1.5%)	138 (1.4%)	128 (1.3%)	116 (1.2%)	104 (1.0%)	96 (1.0%)	95 (1.0%)	85 (0.9%)	77 (0.8%)
Telephone Interview Respondent		237 (2.4%)	104 (1.0%)	113 (1.1%)	42 (0.4%)	30 (0.3%)	47 (0.5%)	47 (0.5%)	82 (0.8%)
Within-household Refusal	112 (1.1%)	234 (2.4%)	224 (2.3%)	200 (2.0%)	166 (1.7%)	152 (1.5%)	159 (1.6%)	135 (1.6%)	149 (1.5%)
Other Non-interview in respondent household	12 (0.1%)	37 (0.4%)	18 (0.2%)	29 (0.3%)	17 (0.2%)	10 (0.1%)	13 (0.2%)	19 (0.2%)	14 (0.1%)
Died	81 (0.8%)	194 (2.0%)	290 (2.9%)	387 (3.9%)	489 (4.9%)	596 (6.0%)	695 (7.0%)	771 (7.8%)	877 (8.8%)
Out-of-scope	64 (0.6%)	93 (0.9%)	140 (1.4%)	173 (1.7%)	198 (2.0%)	237 (2.4%)	246 (2.5%)	269 (2.7%)	312 (3.1%)
In non-contact household	267 (2.7%)	343 (3.5%)	395 (4.0%)	478 (4.8%)	427 (4.3%)	191 (1.9%)	235 (2.4%)	286 (2.9%)	326 (3.3%)
In refusal household	620 (6.2%)	488 (4.9%)	382 (3.9%)	355 (3.6%)	274 (2.8%)	154 (1.6%)	153 (1.5%)	206 (2.1%)	197 (2.0%)
In other non-interviewed household	38 (0.4%)	66 (0.7%)	85 (0.9%)	100 (1.0%)	112 (1.1%)	85 (0.9%)	112 (1.1%)	129 (1.3%)	117 (1.2%)
In household not issued due to previous wave refusal		243 (2.5%)	569 (5.7%)	778 (7.8%)	951 (9.6%)	1164 (14.7%)	1212 (12.2%)	1235 (12.7%)	1324 (13.4%)
In household not issued due to long-term non-contact						294 (3.0%)	294 (3.0%)	294 (3.0%)	294 (3.0%)

**Table 20**

**Outcomes for Original Sample Members with Full Interview at Wave One**

	Wave Eleven	Wave Twelve	Wave Thirteen	Wave Fourteen	Wave Fifteen	Wave Sixteen	Wave Seventeen	Wave Eighteen
Full Interview Respondent	5914 (59.7%)	5694 (57.4%)	5481 (55.3%)	5212 (52.6%)	4994 (50.4%)	4835 (48.8%)	4622 (46.6%)	4411 (44.5%)
Proxy Interview Respondent	68 (0.7%)	67 (0.7%)	6 (0.6%)	58 (0.6%)	40 (0.4%)	38 (0.4%)	34 (0.3%)	36 (0.4%)
Telephone Interview Respondent	131 (1.3%)	161 (1.6%)	133 (1.3%)	234 (2.4%)	241 (2.4%)	242 (2.4%)	263 (2.7%)	270 (2.7%)
Within-household Refusal	160 (1.6%)	166 (1.7%)	149 (1.5%)	154 (1.6%)	149 (1.5%)	146 (1.5%)	157 (1.6%)	155 (1.6%)
Other Non-interview in respondent household	20 (0.2%)	19 (0.2%)	14 (0.1%)	28 (0.3%)	21 (0.2%)	21 (0.2%)	11 (0.1%)	27 (0.3%)
Died	951 (9.6%)	1021 (10.3%)	1098 (11.1%)	1258 (12.7%)	1338 (13.5%)	1443 (14.6%)	1507 (15.2%)	1570 (15.8%)
Out-of-scope	320 (3.2%)	340 (3.4%)	370 (3.7%)	373 (3.8%)	399 (4.0%)	416 (4.2%)	439 (4.4%)	464 (4.7%)
In non-contact household	310 (3.1%)	135 (1.4%)	157 (1.6%)	169 (1.7%)	190 (1.9%)	208 (2.1%)	212 (2.1%)	223 (2.2%)
In refusal household	234 (2.4%)	245 (2.5%)	231 (2.3%)	176 (1.8%)	187 (1.9%)	166 (1.7%)	166 (1.7%)	143 (1.4%)
In other non-interviewed household	156 (1.6%)	146 (1.5%)	163 (1.6%)	117 (1.2%)	135 (1.4%)	127 (1.3%)	140 (1.4%)	156 (1.6%)
In household not issued due to previous wave refusal	1356 (13.7%)	1400 (14.1%)	1535 (15.5%)	1615 (16.3%)	1702 (17.2%)	1754 (17.7%)	1846 (18.6%)	1942 (19.6%)
In household not issued due to long-term non-contact	292 (9.6%)	518 (5.7%)	518 (5.2%)	518 (5.2%)	516 (5.2%)	516 (5.2%)	515 (5.2%)	515 (5.2%)

Household outcomes and response rates for the first wave of the extension samples in Scotland and Wales are shown in Table 21. These rates are somewhat below expectation. However they are not wholly out of line with other current surveys. For example the Scottish Household Survey, under the auspices of the Scottish Executive had a partial coverage response rate of 64.7%. A comparison of survey estimates with the 1999 Labour Force Survey suggest that while there is some under-representation of older age groups, on indicators such as employment status, housing tenure and socio-economic group, differences are relatively small. A full technical report is in preparation, and will be available from the ISER.

**Table 21**

**Household Outcomes and response rates for the 1999/2000 extension samples in Scotland and Wales**

	<b>Scotland</b>	<b>Wales</b>
Addresses Issued	2475	2475
Vacant/Non-residential/Foreign	302	295
Multi-Households Addition to Sample	226	11
Effective Sample Size	2399	2191
Refusal to Field Agency/Research Centre	28 (1%)	33 (1%)
Household Refusal to Interviewer	668 (28%)	580 (26%)
Household Non-contact	189 (8%)	91 (4%)
Language/Age/Infirmary Problems	55 (2%)	59 (3%)
Complete Household Interview	1241 (52%)	1152 (53%)
Complete Household Coverage (inc. proxies)	1276 (53%)	1186 (54%)
Partial Household Coverage	1459 (61%)	1428 (65%)





## V. Weighting, Imputation and Sampling Errors

### V.1. Weighting Adjustments in the BHPS Wave One

*There are separate weights for each wave of data. The calculation of these weights is discussed in the sections below. In general, there are separate weights for respondent individuals, for all enumerated individuals and for households. The appropriate weight to use will depend on the level of the analysis. It should be noted that proxy and telephone respondents have zero respondent weights, but positive enumerated individual weights. There are cross-sectional weights for use with single wave analyses for each wave. At Wave One the household weight is in the variable AHHWGHT on records AHHSAMP and AHHRESP, the individual respondent weight is AXRWGHT on record AINDRESP, and the enumerated individual weight is AXEWGHT on records AINDALL and AINDRESP. At Wave Two and beyond the equivalent household weight is wXHWGHT, and equivalent individual weights wXRWGHT and wXEWGHT.*

*However these weights should not be used for longitudinal analyses. The appropriate weights for such analyses are the longitudinal weight wLRWGHT for respondent individuals, and wLEWGHT for all enumerated individuals. These variables are on records WINDSAMP, WINDALL and WINDRESP. The weights from the last wave of any longitudinal sequence should be used. Note that only cases who have responded at each wave up to and including the latest wave will have positive longitudinal weights at that wave.*

This section details the weighting adjustments applied to the **BHPS** Wave One data. The weighting adjustments were of the following form:

- (1) Weights to adjust for unequal selection probabilities of delivery points (design weights);
- (2) Weights to adjust for non-response at the household level;
- (3) Weights to adjust for non-response of individuals within responding households;
- (4) Re-scaling of final weights to the raw sample size (Household  $n = 5511$ , Individuals interviewed  $n = 9912$ ). Weights were derived in the above order with all calculations being based on data weighted by the product of all previously derived weights so that the weighting adjustments were made contingent on the already derived weights. The final weights to be applied for analysis purposes are the product of these weights.

The following discussion details the derivation of each of the above weights, their combination to obtain final weights for each type of analysis and information on their use. The interested reader is referred to Elliot (1991) for an introductory discussion of weighting adjustments for sample surveys.

#### V.1.1. Weighting for Unequal Selection Probabilities

The first weights are applied in order to adjust for differential representation in the sample due to the two-stage stratified systematic sample design. The sample selection mechanism was designed to be approximately an equal probability selection mechanism (*epsem design*). However, some deviation from a truly *epsem* design occurred, due mainly to the method of selection of households within addresses in Scotland and to a lesser degree in England and Wales. This necessitates the use of weights to adjust the sample back to an *epsem* design. These weights are made proportional to the inverse of the probability of selection for a given sampled unit and their derivation is detailed below.

The first weights are applied in order to adjust for differential representation in the sample due to the two-stage stratified systematic sample design. The sample selection mechanism was designed to be approximately an equal probability selection mechanism (*epsem design*). However, some deviation from a truly *epsem* design occurred, due mainly to the method of selection of households within addresses in Scotland and to a lesser degree in England and Wales. This necessitates the use of weights to adjust the sample back to an *epsem* design. These weights are made proportional to the inverse of the probability of selection for a given sampled unit and their derivation is detailed below.

Considering firstly the probability of selection of a given household under the sampling scheme applied, this can be defined as follows:

The probability of household  $\gamma$  in delivery point  $\beta$  (approximately equivalent to an address) in PSU  $\alpha$  being selected for the sample is:

$$p(\alpha \beta \gamma) = P(\alpha) \cdot P(\beta|\alpha) \cdot P(\gamma|\alpha \beta)$$

That is the product of the probability of selection of PSU  $\alpha$  multiplied by the probability of selection of delivery point  $\beta$  conditional on the selection of PSU  $\alpha$  multiplied by the probability of selection delivery point  $\gamma$  conditional on the previous two selections.

These components are defined as follows:

(a) The probability of selecting a given PSU at the first stage of selection is defined as:

$$P(\alpha) = \frac{250 M_\alpha}{\sum M_\alpha}$$

The term  $M_\alpha$  is an estimate of the size of PSU  $\alpha$  and is defined as the number of delivery points on the PAF (at the time of area selection) for a PSU in England and Wales and the sum of the Multiple Occupancy Indicators (MOI) for a PSU in Scotland. Since sampling was with replacement and 250 PSUs were selected, each PSU had 250 chances of being selected. Therefore the term is multiplied by 250 with the denominator summation being over all PSUs.

(b) The probability of selecting a given delivery point within a given PSU, conditional on that PSU being selected at the first stage of selection, is given as:

$$P(\beta|\alpha) = \begin{cases} \frac{33}{M_\alpha} & \text{in England and Wales} \\ \frac{33 N_{\alpha\beta}}{M_\alpha} & \text{in Scotland} \end{cases}$$

The selection of delivery points was made on the most up-to-date version of the PAF available. However, since the first stage of selection took place using an older PAF, in order to keep the sample approximately *epsem*, the systematic selection procedure applied was based on the number of delivery points in this older version of the PAF. For PSUs in England and Wales approximately 33 delivery points were selected from the total with equal selection probabilities and for PSUs in Scotland, again, approximately 33 addresses were selected with selection being proportional to the value of the MOI ( $N_{\alpha\beta}$ , an estimate of the number of households at an address) on the new PAF.

(c) The probability of selecting a given household within a given delivery point, conditional on the selection of that delivery point and that area in the previous stages of selection, is defined as:

$$P(\gamma|\alpha\beta) = \begin{cases} 1 & \text{if } n_{\alpha\beta} \leq 3 \text{ Where } n_{\alpha\beta} \text{ is the number of} \\ \frac{3}{n_{\alpha\beta}} & \text{if } n_{\alpha\beta} > 3 \text{ households found at delivery point } \alpha\beta \end{cases}$$

Where up to three households were found at a delivery point, all households were selected. Where more than three households were found, three household were selected randomly from all those present with a selection procedure based on a Kish Grid.

The overall selection probabilities are therefore the product of the above components with the full probabilities being defined as:

$$P(\alpha\beta\gamma) = \begin{cases} \frac{250 M_{\alpha}}{\sum M_{\alpha}} \cdot \frac{33}{M_{\alpha}} & \text{if } n_{\alpha\beta} \leq 3 \\ \frac{250 M_{\alpha}}{\sum M_{\alpha}} \cdot \frac{33}{M_{\alpha}} \cdot \frac{3}{n_{\alpha\beta}} & \text{if } n_{\alpha\beta} > 3 \end{cases}$$

In England and Wales, and

$$P(\alpha\beta\gamma) = \begin{cases} \frac{250 M_{\alpha}}{\sum M_{\alpha}} \cdot \frac{33 N_{\alpha\beta}}{M_{\alpha}} & \text{if } n_{\alpha\beta} \leq 3 \\ \frac{250 M_{\alpha}}{\sum M_{\alpha}} \cdot \frac{33 N_{\alpha\beta}}{M_{\alpha}} \cdot \frac{3}{n_{\alpha\beta}} & \text{if } n_{\alpha\beta} > 3 \end{cases}$$

in Scotland.

In order to obtain design weights for all addresses, a number of assumptions were necessary since at certain delivery points no information on the total number of households at selected delivery point was available. This was due to interviewer error in completing the field documents. The rules applied to these situations were as follows: (1) If the number of households at a selected delivery point was missing from all households where interviews were attempted, then the total number of households at that delivery point equals the number of households where interviews were attempted; (2) If the number of households at a selected delivery was available for only some households where an interview was attempted, then this number is applied to all households where interviews were attempted at that delivery point.

The weights to compensate for unequal selection probabilities are taken as proportional to the inverse of the selection probabilities which, excluding common terms are given as:

$$\omega_{\alpha\beta\gamma} = \begin{cases} 1 & \text{if } n_{\alpha\beta} \leq 3 \\ \frac{n_{\alpha\beta}}{3} & \text{if } n_{\alpha\beta} > 3 \end{cases}$$

in England and Wales, and

$$\omega_{\alpha\beta\gamma} = \begin{cases} \frac{1}{N_{\alpha\beta}} & \text{if } n_{\alpha\beta} \leq 3 \\ \frac{n_{\alpha\beta}}{3N_{\alpha\beta}} & \text{if } n_{\alpha\beta} > 3 \end{cases}$$

in Scotland.

This formula was used to derive the design weights for all households in the **BHPS** sample.

### Weighting for Household Non-Response

Weights were applied to the responding households in order to compensate for non-responding households. These weights were applied so that valid inferences can be made to the survey population. Although assumptions are involved in the definition of these weights these are explicitly defined and as plausible as possible given the limited information available on non-responding households. It should be noted that if non-response weights are not applied to the sample, then this is equivalent to assuming that means, proportions and relationships between variables in the responding sample are identical to those that would be found in the non-responding sample, generally a stronger assumption than those used in the definition of non-response weights. All the weighting adjustments described below were based on data weighted by previously derived weights so that subsequent adjustments do not replicate previous weights.

The weights were obtained by defining weighting classes based on information available for both responding and non-responding households. The classes were therefore defined on the basis of region, PSU characteristics, and type of household dwelling. The respondents in each class are weighted so that they compensate for the non-respondents in that class. The main assumption of this type of weighting is that the means etc. of respondents and non-respondents are the same for a given weighting class.

Household non-response of a given household can be categorised into the following classes for the purposes of the non-response weighting applied to the **BHPS**:

- (i) Non-response at the households level where type of dwelling is unknown.
- (ii) Non-response at the household level where type of dwelling is known.

The non-response adjustment for category (i) non-response was carried out by defining all households as members of weighting classes using a cross-classification of region and the socio-economic group stratifier (defined as high, medium or low percentage of individuals in PSU who were classified in SEG 1-5 and 13). Within each of these classes, the responding households were weighted up by a factor that made the total number of households for a given class equal to the total number of responding and non-responding households in that class.

For households in category (ii), the weighting classes were further subdivided by type of accommodation which was collected for both responding and non-responding households. The accommodation types

being defined as (1) Detached; (2) Semi-detached (3) Terraced (4) Flats and other types of accommodation. In 137 of the responding cases, no information was available on accommodation type so a hot-deck imputation procedure was used in order to efficiently use these households in the weighting adjustments. In order to obtain optimal weighting class size (30-45 responding households), given the initial definition of weighting classes detailed above, some weighting classes were combined together while others were split by a second stratifier - that of percentage population over pensionable age. As described above, within each of these classes the responding households were weighted up by a factor that made the total number of households for a given class equal to the total number of responding and non-responding households for that weighting class.

### **V.1.2. Individual Level Non-Response Weights**

In a small number of cases responding households contained individuals who failed to give a full interview. In order to allow for valid inferences where the individual is the unit of analysis, non-response weights were derived in order to adjust for this within-household non-response. A model based adjustment approach was used, in which a logit model was fitted to the binary response defined as (1) Individual full interview obtained (2) Individual interview not obtained, or only proxy interview. The best fitting model contained the effects for region, housing tenure, an affluence measure, number of eligible individuals in household, marital status, employment status, age, sex and their interaction. These weights were trimmed back to a maximum of 1.75 in order to avoid excessive variance inflation due to these weights. The weights were then defined as the inverse of the predicted propensity or probability to respond for all responding individuals. Since a complete data set was required in order to obtain fitted probabilities for all responding individuals, a small amount of hot-deck item imputation was carried out on the data file.

### **V.1.3. Final Wave One Weights**

The following are the final weights derived for Wave One.

Household Weight (AHHWGHT), for use with household-based analysis, was calculated as the product of the design and household non-response weights which was then truncated, post-stratified and rescaled to the number of households in the sample.

Enumerated Individual Weight (AXEWGHT), for use when the unit of analysis is individual enumerated within the household, was calculated as the product of the design and household non-response weights which was then truncated, post-stratified and rescaled to the number of enumerated individuals in the sample.

Individual Respondent Weight (AXRWGHT), for use when the unit of analysis is the individual with full interview, was calculated as the product of the design, household non-response and individual non-response weights which was then truncated, post-stratified and re-scaled to the number of interviewed individuals in the sample.

The procedures used for truncation, post-stratification and re-scaling are detailed below:

#### **V.1.3.1. Truncation**

To ensure that variance inflation due to weighting was minimised and to reduce the potential of high values for weights derived on the basis of the Wave One weights, the Wave One household, enumerated respondent and individual respondent weights were truncated so that no weight was greater than 2.50. The effective sample size and the percentage increase in the variance of estimates was used to assess the bias and variance inflation trade-off associated with using this cut-off for each of the three weights concerned.

### V.1.3.2. Post-stratification

Post-stratification is a method of stratification which is carried out after the sample data have been collected rather than at the time of sample selection which makes it possible to use a much wider range of variables for stratification. This process adjusts marginal distributions of the sample data to be the same as the known distribution in the population. Since the 1991 Census was carried out at approximately the same time as the first wave of the **BHPS**, Census data were used as the benchmark distributions. The application of post-stratification weights can adjust for under coverage of the frame, although this is not a serious problem in the PAF (Butcher 1988, Wilson & Elliot 1987), and can give more robust and precise estimators (Holt and Smith 1979, Little 1993). Post-stratification was carried out so that the marginal distributions for household tenure, household size and number of cars were corrected to the population marginals at the household and enumerated individual level. A further post-stratification to the population age by sex marginal table was carried out at the enumerated individual level. The same variables were used to adjust at the interviewed adults level (i.e. the population aged 16 or over were post-stratified by tenure, household size, number of cars, age and sex). Note that stratification at the enumerated individual level results in differing weights for individuals within the same household.

### V.1.3.3. Re-scaling

After the process of truncation and post-stratification the final weights were re-scaled to that they summed to the achieved sample sizes for each group, this ensures that the weighted total sample sizes will be the same as that for unweighted data.

An index that gives an approximate measure of the increase in variance of sample means and proportions caused by the variability of the weights (Lepkowski, Kalton, Kasprzyk, 1989) can be defined as:

$$I = \frac{n \sum w_i^2}{(\sum w_i)^2} \text{ where } w_i \text{ is the weight for case } i.$$

An associated measure is termed the effective sample size which gives the size of an equal probability sample which would produce the same precision as the **BHPS** design given weighting for the design, non-response and post-stratification. Both of these measures are given in subsequent tables summarising the weights applied to **BHPS** data. Tables 23, 24 and 25 give summary information regarding the weights for analysis of Wave One of the **BHPS**.

## V.2. Longitudinal and Cross-sectional Weights after Wave One

*There are separate weights for each wave of data. The calculation of these weights is discussed in the sections below. In general, there are separate weights for respondent individuals, for all enumerated individuals and for households. The appropriate weight to use will depend on the level of the analysis. It should be noted that proxy and telephone respondents have zero respondent weights, but positive enumerated individual weights. There are cross-sectional weights for use with single wave analyses for each wave. At Wave One the household weight is in the variable AHHWGHT on records AHHSAMP and AHHRESP, the individual respondent weight is AXRWGHT on record AINDRESP, and the enumerated individual weight is AXEWGHT on records AINDALL and AINDRESP. At Wave Two and beyond the equivalent household weight is wxHWGHT, and equivalent individual weights wxRWGHT and wxEWGHT.*

*However these weights should not be used for longitudinal analyses. The appropriate weights for such analyses are the longitudinal weight wLRWGHT for respondent individuals, and wLEWGHT for all enumerated individuals. These variables are on records wINDSAMP, wINDALL and wINDRESP. The weights from the last wave of any longitudinal sequence should be used. Note that only cases who have responded at each wave up to and including the latest*

*wave will have positive longitudinal weights at that wave. (See also Section V.1 for a discussion of Weighting Adjustments for Wave One.)*

Two types of weights are derived for each wave after Wave One: Longitudinal and Cross-Sectional Weights. The longitudinal weights, for those interviewed at all waves up to and including the current wave<sup>1</sup> (wLRWGHT) and for those enumerated in respondent households in all waves up to and including the current wave (wLEWGHT), allow for the analysis of change between sequences of waves. by adjusting for sample loss between the two waves. The cross-sectional weights, for those enumerated at each wave (wXEWGHT) and for those giving a full interview (wXRWGHT), allow for the use of data in cross-sectional analysis by including new entrants and adjusting for within household non-response. The weight names above relate to the original BHPS sample. Sections V.2.4, V.2.5 and V.2.6 below discuss equivalent weights for use with the newer extension samples to BHPS. Table 25 provides an overview of the selection of weights for analysis.

### **V.2.1. Weights for Longitudinal Respondents**

For the purposes of panel analyses, only cases which responded at all waves are generally of interest. The longitudinal respondent weights (wLRWGHT) selects out cases who gave a full interview at all waves in the **BHPS** files. At each wave these cases are re-weighted to take account of previous wave respondents lost through refusal at the current wave or through some other form of sample attrition. Thus the longitudinal weight at any wave will be the product of the sequence of attrition weights accounting for losses between each adjacent pair of waves up to that point, as well as the initial respondent weight at wave one. It should be noted that for these purpose response also includes the deceased, people who have moved into institutions or otherwise gone out-of-scope. These fail to give an interview not through non-response but due to a terminating event which results in their leaving the population of interest.

Due to varying amount of information available for non-respondents, the longitudinal respondent weights were calculated in two stages. First, all respondents at both waves including those with "terminal events" were weighted to adjust for the attrition of cases whose final status was indeterminate, in that it was not known whether these cases were still eligible for interview or had left the population of interest. These included people who had moved from their previous wave address and were subsequently not traced for interview, as well as refusal households where the interviewer was unable to determine who was still resident and eligible. The second adjustment weighted up the cases interviewed at both waves to take account of those who refused an interview, were proxied or were unable to give an interview at Wave Two. (Those with terminating events were not included since all non-respondents in this group were known to be ineligible.)

---

1. In addition to those interviewed at all waves, OSM children enumerated in a respondent household at all waves before they reached 16, and respondents thereafter, will have positive longitudinal respondent weights.

**Table 22 AHHWGHT - Household Weight**

Mean:	1.000	Standard Deviation:	.219		
Minimum	.000	Maximum:	2.500		
N:	5511				
Percentile	Value	Percentile	Value	Percentile	Value
10	.817	20	.874	30	.915
40	.950	50	.992	60	1.024
70	1.065	80	1.121	90	1.202
Effective Sample Size:	5260				
Percentage Variance Inflation due to weights:	4.78				

---

**Table 23 AXEWGHT - Enumerated Individual Weight**

Mean:	1.000	Standard Deviation:	.221		
Minimum	.000	Maximum:	2.498		
N:	13840				
Percentile	Value	Percentile	Value	Percentile	Value
10	.785	20	.853	30	.900
40	.943	50	.985	60	1.029
70	1.080	80	1.145	90	1.246
Effective Sample Size:	13197				
Percentage Variance Inflation due to weights:	4.88				

---

**Table 24 AXRWGHT - Enumerated Adult Weight**

Mean:	1.000	Standard Deviation:	.251		
Minimum	.202	Maximum:	2.499		
N:	9912				
Percentile	Value	Percentile	Value	Percentile	Value
10	.761	20	.833	30	.882
40	.931	50	.975	60	1.025
70	1.078	80	1.150	90	1.281
Effective Sample Size:	9326				
Percentage Variance Inflation due to weights:	6.29				

---



Weighting was carried out using a weighting class method where respondents and non-respondents were classified by a number of variables thought to be informative of non-response or of critical interest in the analysis of BHPS data. The main assumption of this approach is that, within the final cells, the respondents and non-respondents constitute a random sample of the population sub-group defined by the cell variables. Since all cases (except new 16 year olds) were respondents who gave a full interview at the previous wave, there were a large number of variables available to define these classes. In order to make this process manageable, an automatic interaction detection programme (SPSS CHAID) was used to aid the splitting of respondents and non-respondents into groups defined by variables associated with non-response. This allowed for the definition of very specific weighting classes and for easy control over the size of the classes and their percentage of non-respondents. The inverse of the response ratio defines the weight to be applied to respondent cases within each class. Since some of the most informative variables for non-response had small numbers of missing values these variables were initially imputed using a hot-deck procedure. This method applies to the majority of the weighting factors discussed below.

Variables used in these adjustments included: Whether moved from the previous wave address; individual characteristics such as age, sex, employment status, income total and composition, race, level of organisational membership, educational qualifications, etc. and household characteristics such as region, tenure, number of cars and ownership of consumer durables. The initial attrition weight was defined as the product of the previous wave longitudinal respondent weight (before post-stratification) and the adjustment factors defined on the basis of the two weighting steps described above. After this, a post-stratification adjustment was added so that the **Wave One characteristics** of the surviving sample corresponded to population marginals for 1991, in terms of age, sex, housing tenure, numbers of cars and household size. Post stratification methods are described in more detail in the previous section.

In addition to respondents at both waves those previous wave children who reach the age of 16 and are interviewed receive longitudinal respondent weights. In order to adjust for this group, those children interviewed were given a weight defined as the minimum of the longitudinal respondent weight of their parents, or the minimum longitudinal respondent weight in the household if no parent weight was available. This rule was applied since this group were too small to model adequately for adjustment and since children rising to age sixteen and eligible for interview are likely to have more in common with other members of their household than with other children in this category. Minimum values were used since this was most likely to reflect the probability of a household response. After this adjustment, the whole group of respondent new 16 year olds was re-weighted back to the number of eligible 16 year olds.

From Wave Three onwards, a small number of respondents out of scope at previous waves return to the sample. These cases are treated for weighting purposes as if they had responded at the previous wave. Predictor variables are taken from the most recently available wave.

### **V.2.2. Weights for Longitudinal Enumerated Individuals**

Weights for individuals enumerated at each wave were derived using the same two stage method as used for longitudinal respondents with the weighting classes being primarily based on household and head of household characteristics. This weight (wLEWGHT) adjusts the individuals enumerated at each wave (including those experiencing terminating events) for the cases lost through attrition. Longitudinal weights for children and for proxy and telephone respondents as well as within household non-respondents are provided by this weight. New births to the sample are given the mean value of their parents' weights (so that children with two sample parents generally receive a higher weight than those with only one sample parent).

There is no longitudinal household weight since households are not definable as longitudinal entities.

### **V.2.3. Cross-Sectional Weights**

For some research purposes, it is desirable to analyse each wave of the **BHPS** as a cross-section. In order to make this possible, cross-sectional weights have been derived that allow for the inclusion of new entrants who, by definition, do not have a Wave One or longitudinal weight. Assumptions are

necessary in order to include these individuals since their initial inclusion and response probability are unknown. There are a number of approaches available and we employed a standard technique called the 'fair shares approach' (Ernst 1989, Lavallée & Hunter 1992, Rendtel 1991). Basically, this approach shares the Wave One weights of all enumerated cases, after adjustment for attrition, to all other enumerated members of their later wave household. The sharing of weights was applied so that all members of each household have a weight equal to the sum of the weights of all the Wave One enumerated individuals, adjusted for non-response, divided by the number of members of the population at Wave One (i.e. including new entrants who were in that population, but excluding new births since Wave One).

The first stage of this derivation was to weight the enumerated individuals present at Wave One to adjust for attrition up to the latest wave<sup>2</sup>. This used a similar weighting class method to that defined above for longitudinal respondents. The weighting classes were defined using head of household, household and individual characteristics (available from the enumeration grid). Once these attrition factors were calculated, weights were defined for original sample members based on the Wave One weights (after post-stratification). These were used to define the fair share weights for all eligible enumerated individuals, including new entrants, as described above, giving the final cross-sectional enumerated weight (wXEWGHT). Consequent to this weight, a cross-sectional respondent weight (wXRWGHT) was calculated by adjusting all interviewed adults at the wave for those who refused, were proxied or were unable to give an interview. This weight adjusts for within-household non-response for cross-sectional non-respondents. Again a weighting class method was employed using similar variables to that defining the cross-sectional enumerated classes, except that the adjustment depended only on current wave characteristics.

A cross-sectional household weight (wXHWGHT) is available. This is set equal to the cross-sectional enumerated individual weight (wXEWGHT) subject to rescaling back to the total number of households.

As discussed in the previous section, all weights are trimmed to a maximum value of 2.5, and rescaled so that the weighted sample is equal to the total number of respondent individuals. A number of distribution statistics for weights at each wave are given in *Table 26*. This includes statistics for percentage variance inflation due to weights, and the consequent effective sample size.

#### **V.2.4 Weights including the ECHP sub-sample**

It is most important to note that the combined original and ECHP sub-sample over-represent lower income households and individuals. Thus estimates to the whole GB or UK population must use weights in order to correct for this.

The standard BHPS weights are based on sample probabilities, estimated response probabilities at Wave One, and probabilities of attrition since Wave One, using weight sharing within households to provide cross-sectional weights for new entrants. These methods clearly will not directly allow ECHP sub-sample members to be weighted, and these members are zero-weighted using the standard weight variables. However new cross-sectional weights are available in the data set to permit analyses which include the sub-sample. These variables are called wXEWGHTE and wXRWGHTTE, equivalent to the standard cross-sectional enumerated and respondent weights.

These weights are based on combining BHPS weights with weights derived for the ECHP sub-sample. This section describes briefly the methods of construction. The enumerated weight is constructed first. The ECHP sub-sample weight starts from the ECHP Wave Three cross-sectional weight for all household members in respondent households, and adjusts this for non-response between ECHP Wave Three and the first wave of entry to BHPS (equivalent to ECHP Wave Four). A weight share calculation within the sub-sample households then gives new entrants a weight.

The cross-sectional respondent weight was then calculated from the enumerated weight using the

---

2. For this weight, but not for the longitudinal weights, Wave One non-contact and other households interviewed at Wave Two but not Wave One are given a token Wave One weight based the weights of other households in their PSU, so that they can be included in future wave cross-sectional weighting. This also leads to a very small adjustment in the base Wave One weight used for all other cases.

same algorithm as for the standard weights.

## V.2.5 Weights for the Extension Samples in Scotland and Wales

The new extension samples in Scotland and Wales mean that there are substantial differences in selection probabilities within the whole BHPS. In the unweighted sample there are around 2.5 times as many enumerated individuals in Scotland as would be expected from population distribution, and around 4 times as many in Wales. As a result UK or GB analyses must be weighted if biases are not to arise.

There is a new set of cross-sectional weights included at Wave Nine to allow the incorporation of the extension samples in Scotland and Wales. Weights are available at the household level, the enumerated individual level, and the respondent individual level. There are two sets of these weights:

- a) weights to allow the analysis of the whole UK (or GB), incorporating the new samples, and also including the ECHP sub-sample (IXHWTSW1, IXEWTSW1, IXRWTSW1);
- b) weights to permit the analysis of Scotland or Wales on their own, including both the new samples, and existing cases from the original BHPS and the ECHP sub-sample.

Weights were first computed for enumerated individuals. Non-response weights for the new samples were computed, based on inverse response probabilities at primary sampling unit level. These cases were combined with cases from the existing samples, using normal cross-sectional weights (IXEWGHT), with weights scaled in proportion to the unweighted number in each sub-sample. In Scotland and Wales these combined weights were post-stratified to Labour Force Survey 1999 estimates of age and sex groupings, housing tenure and household size.

Respondent weights were calculated on the basis of these enumerated individual weights and a model of within-household non-response. Household weights are calculated as the enumerated individual weight of the household reference person within each household.

The difference between the two sets of weights identified above is simply one of rescaling to different sample size totals. The first set (IXEWTSW1 etc.) are scaled so as ensure that the Scotland and Wales samples contain the expected proportion of the UK population. They thus tend to have very low weights. In the second set (IXEWTSW2 etc.), weights are rescaled so that the sum of weights in England, Scotland, Wales and Northern Ireland is equal to the number of weighted cases in each of these areas. In Scotland and Wales, where there are members of both the original sample and the boost samples, both sets of weights have been scaled so that the mean weights for these two groups have been equalised.

With some statistical software, e.g. STATA, computations correctly adjust to the number of cases in the analysis, so that there will be no difference between results at the sub-UK level using the different types of weight. However other software, e.g. SPSS, performs statistical significance calculations on the basis of the weighted number of cases, and hence will tend to produce higher standard errors of estimates for Scotland, Wales and Northern Ireland on the basis of the first set of weights than the second. It should be remembered that most standard statistical software does not correctly adjust for the variance inflation effects produced by weighting. There are a number of exceptions, including the STATA svy procedures.

From Wave 11 onwards, the cross-sectional weights for use with these samples are renamed to wXRWTUK1, wXRWTUK2, wXEWTUK1 and wXEWTUK2.

Weight statistics for these new weights are shown in Table 26. It should be noted in particular that the distribution of the first set of weights is such as to a substantial effect in inflating variance and reduces effective sample size by around 60%.

The cross-sectional weights for the second wave of the extension samples incorporate the households which were converted at the second wave (i.e. the wave nine non-contact and 'soft' refusal households). This was done by adjusting the Wave Nine PSU non-response factors to take account of the fact that more households responded at wave 10. These factors were used as the

base weights for the Wave Ten entrant household members, and were adjusted for non-response between Wave Nine and Wave Ten for the Wave Nine entrant households.

New longitudinal weights which incorporate the extension samples were introduced from Wave Ten. They follow the same structure as the cross-sectional weights, i.e. wLEWTSW1 and wLRWTSW1 scaled to include the whole sample, and wLEWTSW2 and wLRWTSW2 including only the Scottish and Welsh components. These weights are computed in the same way as longitudinal weights for the original sample. However, original and permanent members of the initial sample who were present at Wave Nine were eligible for a positive weight regardless of their response status between Wave One and Wave Nine. (By contrast the standard longitudinal weights give OSM cases who were non-respondent between Wave One and Wave Nine, and all PSMs a zero weight).

### **V.2.6. Weights for the Northern Ireland Sample**

The new sample in Northern Ireland is also selected with much higher probability than that in England. In the unweighted sample there are around 7 times as many enumerated individuals in Northern Ireland as would be expected from the UK population distribution. As a result UK analyses must be weighted if biases are not to arise. In addition it is necessary to adjust for non-response in the first wave, even where Northern Ireland analysis only is required.

Northern Ireland weights are included with the weight variables described in the section above (KXEWTUK1, KXRWTUK2 etc) Weights are available at the household level, the enumerated individual level, and the respondent individual level. There are two sets of these weights: a) weights to allow the analysis of the whole UK, incorporating all the samples, and also including the ECHP sub-sample (KXHWUK1, KXEWTUK1, KXRWTUK1); b) weights to permit the analysis of Northern Ireland on its own. Note that these weights do not incorporate the small Northern Ireland component of the ECHP sub-sample, included at previous waves.

The Northern Ireland sample is a simple random sample design without any clustering. So unlike other parts of the BHPS primary sampling unit level non response was not used in the construction of non-response weights. Instead, response rates for postcode areas (sometimes grouped where sample numbers were small) were computed, and inverse response probabilities used in the computation of weights. In addition to this, these initial weights were post-stratified to 2001 Population Census estimates of age and sex groupings, housing tenure and household size.

Respondent weights were calculated on the basis of these enumerated individual weights and a model of within-household non-response. Household weights are calculated as the enumerated individual weight of the household reference person within each household.

The difference between the two sets of weights identified above is simply one of rescaling to different sample size totals. The first set (KXEWTUK1 etc.) are scale so as ensure that the Northern Ireland sample contains the expected proportion of the UK population. They thus tend to have very low weights. In the second set (KXEWTUK2 etc.), weights are rescaled so that the sum of weights in England, Scotland, Wales and Northern Ireland is equal to the number of weighted cases in each of these areas.

New longitudinal weights which incorporate the extension samples were introduced from Wave 12. They follow the same structure as the cross-sectional weights, i.e. wLEWTUK1 and wLRWTUK1 scaled for UK estimates, and wLEWTUK2 and wLRWTUK2 scaled for estimates at the England, Scotland, Wales or Northern Ireland levels. These weights are computed in the same way as longitudinal weights for the original sample. However, original and permanent members of the initial sample who were present at Wave 11 were eligible for a positive weight regardless of their response status between Wave One and Wave Nine, and members of Scotland and Wales extension samples who were present at Wave 11 were also eligible regardless of their previous response status. (By contrast the standard longitudinal weights give OSM cases who were non-respondent between Wave One and Wave 11, and all PSMs a zero weight).

Weight statistics for these new weights are shown in Table 26. It should be noted in particular that the distribution of the first set of weights is such as to a substantial effect in inflating variance and reduces effective sample size by around 60%.

## Bibliography

- Butcher, R. (1988) "The use of the post-code address file as a sampling frame", *The Statistician*, 37, pp. 15-24.
- Elliot, D. (1991) *Weighting for non-response: A Survey Researchers Guide*, OPCS Social Survey Division.
- Enst, L.R. (1989), "Weighting issues for longitudinal household and family estimates", pp. 139-158 in *Panel Surveys*: Kasprzyk, D., Duncan, G., Kalton, G. and Singh, M.P., (Eds.), John Wiley & Sons: New York.
- Holt, D. and Smith, T.M.F. (1979) "Post-Stratification", *JRSS(A)*, 142, pp. 33-46.
- Huang, H. (1984), "Obtaining cross-sectional estimates from a longitudinal survey: Experiences of the Income Survey Development Program", *Proceedings of the Section on Survey Research Methods, ASA Conference 1984*.
- Kalton, G. (1983), "Compensating for missing survey data". *Research Report Series*, Institute for Social Research, University of Michigan.
- Kalton, G. (1986), "Handling wave non-response in panel surveys", *J.O.S.* 2(3) pp 303-314.
- Kish, L. (1992), "Weighting for unequal  $p_i$ ", *J.O.S.* 8(2), pp. 183-200.
- Lavallée, P and Hunter, L. (1992) "Weighting for the Survey of Labour and Income Dynamics", *Proceeding of Statistics Canada Symposium 92, Design and analysis of longitudinal surveys*, pp 65-74.
- Lepkowski, J.M. (1989) "Treatment of wave non-response in panel surveys", pp. 348-274 in *Panel Surveys*: Kasprzyk, D., Duncan, G., Kalton, G. and Singh, M.P. (Eds.), John Wiley & Sons: New York.
- Lepkowski, J., Kalton, G., Kazprsyk, D. (1989) "Weighting adjustments for partial non-response in the 1984 SIPP panel", *Proceeding of the Section on Survey Methods Research, American Statistical Association*.
- Little, R. J. A. (1993), "Post-stratification: A modeler's perspective", *JASA* 88, no. 423, pp. 1001-1012.
- Rendtel, U. (1991) "Weighting procedures and sampling variance in household panels", *Working Papers of the European Science Foundation Scientific Network on Household Panel Studies* No. 11. Essex.
- Skinner, C.J., Holt, D. and Smith, T.M.F., Eds, (1989), *Analysis of Complex Samples*, John Wiley & Sons: New York.
- Wilson, P.R., and Elliot, D.J. (1987) "An evaluation of the post code address file as a sampling frame", *JRSS(A)*, 150(3), pp. 230-240.

**Table 25**

Guide to the selection of BHPS weights for analysis

	Longitudinal analysis of individual respondent original sample members	Longitudinal analysis of all individual original sample members, including children	Cross-sectional analysis of individual respondents, including temporary sample members	Cross-sectional analysis of all individuals, including children, and including TSMs
<b>GB or UK level analysis:</b>				
Original BHPS sample	wLRWGHT from latest wave in longitudinal sequence	wLEWGHT from latest wave in longitudinal sequence	wXRWGHT from wave to be analysed	wXEWGHT from wave to be analysed
Original BHPS sample + ECHP sub-sample (waves 7 to 11)	Weight not available	Weight not available	wXRWGHTTE from wave to be analysed	wXEWGHTTE from wave to be analysed
Original BHPS sample + Scotland and Wales extension samples (wave 9 onwards)	wLRWTSW1 from latest wave in longitudinal sequence	wLEWTSW1 from latest wave in longitudinal sequence	wXRWTSW1 from wave to be analysed (wXRWTUK1 from wave 11 onwards )	wXEWTSW1 from wave to be analysed (wXEWTK1 from wave 11 onwards )
Original BHPS sample + Scotland, Wales and Northern Ireland extension samples: (wave 11 onwards)	wLRWTUK1 from latest wave in longitudinal sequence	wLEWTUK1 from latest wave in longitudinal sequence	wXRWTUK1 from wave to be analysed	wXEWTK1 from wave to be analysed
<b>Analysis at England, Scotland, Wales or Northern Ireland level</b>				
Original BHPS sample + Scotland and Wales extension samples	wLRWTSW2 from latest wave in longitudinal sequence	wLEWTSW2 from latest wave in longitudinal sequence	wXRWTSW2 from wave to be analysed (wXRWTUK2 from wave 11 onwards )	wXEWTSW2 from wave to be analysed (wXEWTK2 from wave 11 onwards )
Original BHPS sample + Scotland, Wales and Northern Ireland extension samples: (wave 11 onwards)	wLRWTUK2 from latest wave in longitudinal sequence	wLEWTUK2 from latest wave in longitudinal sequence	wXRWTUK2 from wave to be analysed	wXEWTK2 from wave to be analysed

**Table 26**

Statistics for Longitudinal and Cross-sectional weights after Wave One										
	N. gt 0	Mean	Standard deviation	Minimum	10th percentile	Median	90th percentile	Maximum	% variance inflation	Effective sample size
BLRWGHT	8721	1.00	0.297	0.20	0.72	0.95	1.35	2.50	8.8	8016
BLEWGHT	12398	1.00	0.294	0.21	0.74	0.94	1.34	2.50	8.6	11416
BXEWGHT	13151	1.00	0.321	0.09	0.70	0.97	1.33	2.50	10.3	11923
BXRWGHT	9459	1.00	0.338	0.09	0.67	0.97	1.37	2.50	11.4	8488
CLRWGHT	7905	1.00	0.321	0.18	0.68	0.94	1.40	2.50	10.3	7166
CLEWGHT	11713	1.00	0.326	0.21	0.70	0.92	1.40	2.50	10.6	10586
CXEWGHT	13099	1.00	0.368	0.07	0.58	0.97	1.41	2.50	13.8	11538
CXRWGHT	9029	1.00	0.386	0.07	0.55	0.97	1.44	2.50	14.9	7858
DLRWGHT	7525	1.00	0.329	0.18	0.67	0.93	1.44	2.50	10.8	6791
DLEWGHT	11236	1.00	0.345	0.21	0.68	0.91	1.46	2.50	11.9	10039
DXEWGHT	12844	1.00	0.380	0.07	0.52	0.98	1.40	2.50	14.5	11220
DXRWGHT	9059	1.00	0.391	0.07	0.51	0.98	1.41	2.50	15.2	7860
ELRWGHT	7170	1.00	0.335	0.18	0.65	0.93	1.47	2.50	11.2	6446
ELEWGHT	10751	1.00	0.353	0.07	0.66	0.91	1.52	2.50	12.4	9562
EXEWGHT	12529	1.00	0.417	0.07	0.49	0.96	1.45	2.50	17.4	10676
EXRWGHT	8817	1.00	0.423	0.06	0.49	0.97	1.46	2.50	17.9	7479
FLRWGHT	7059	1.00	0.339	0.18	0.65	0.93	1.50	2.50	11.5	6332
FLEWGHT	10512	1.00	0.363	0.07	0.65	0.91	1.56	2.50	13.2	9288
FXEWGHT	12678	1.00	0.426	0.06	0.46	0.99	1.46	2.50	18.2	10729
FXRWGHT	9117	1.00	0.418	0.06	0.46	0.99	1.45	2.50	17.5	7759
GLRWGHT	6901	1.00	0.347	0.18	0.64	0.92	1.54	2.50	12.0	6161
GLEWGHT	10311	1.00	0.371	0.07	0.63	0.90	1.58	2.50	13.7	9065
GXEWGHT	12492	1.00	0.429	0.07	0.47	0.98	1.48	2.50	18.4	10553
GXRWGHT	9091	1.00	0.426	0.07	0.47	0.98	1.48	2.50	18.2	7694

Table 26 continued

Statistics for Longitudinal and Cross-sectional weights after Wave One										
	N. gt 0	Mean	Standard deviation	Minimum	10th percentile	Median	90th percentile	Maximum	% variance inflation	Effective sample size
GXEWGHT	14979	1.00	0.463	0.06	0.45	0.97	1.54	2.93	21.4	12338
GXRWGHT	10795	1.00	0.461	0.05	0.45	0.97	1.55	3.29	21.2	8910
HLRWGHT	6719	1.00	0.348	0.18	0.63	0.92	1.55	2.50	12.1	5992
HLEWGHT	100111	1.00	0.379	0.07	0.62	0.90	1.60	2.50	14.4	8839
HXEWHGT	12360	1.00	0.411	0.09	0.49	0.98	1.47	2.50	16.9	10575
HXRWGHT	8894	1.00	0.403	0.08	0.49	0.98	1.46	2.50	16.3	7650
HXEWGHT	14730	1.00	0.447	0.06	0.46	0.99	1.53	2.92	19.9	12281
HXRWGHT	10498	1.00	0.441	0.06	0.47	0.99	1.54	3.77	19.2	8805
ILRWGHT	6533	1.00	0.354	0.17	0.61	0.91	1.59	2.50	12.5	5806
ILEWGHT	9863	1.00	0.388	0.07	0.61	0.89	1.65	2.50	15.0	8575
IXEWHGT	12208	1.00	0.430	0.10	0.46	0.98	1.52	2.50	18.5	10299
IXRWGHT	8756	1.00	0.419	0.10	0.47	0.98	1.51	2.50	17.6	7446
IXEWGHT	14464	1.00	0.466	0.06	0.44	0.97	1.57	3.28	21.7	11884
IXRWGHT	10287	1.00	0.462	0.06	0.45	0.98	1.56	4.60	21.1	8495
IXEWTSW1	21418	1.00	0.778	0.03	0.22	0.80	2.11	4.55	59.8	13404
IXRWTSW1	15124	1.00	0.780	0.03	0.22	0.81	2.05	6.93	60.4	9431
IXEWTSW2	9064	1.00	0.398	0.08	0.63	0.93	1.48	2.50	15.8	7829
IXRWTSW2	6299	1.00	0.410	0.07	0.60	0.93	1.53	2.50	16.7	5396
JLEWGHT	9322	1.00	0.407	0.10	0.63	0.90	1.51	2.50	16.6	7997
JLRWGHT	6304	1.00	0.366	0.20	0.66	0.92	1.44	2.50	13.4	5560
JXEWGHT	12111	1.00	0.456	0.09	0.46	0.97	1.52	2.50	20.8	10024
JXRWGHT	8626	1.00	0.451	0.09	0.47	0.96	1.53	2.50	20.3	7170
JXEWGHT	14298	1.00	0.470	0.06	0.42	0.96	1.56	2.51	22.6	11664
JXRWGHT	10116	1.00	0.465	0.06	0.43	0.98	1.58	2.51	21.6	8317
JXEWSW1	21235	1.00	0.783	0.03	0.22	0.77	2.16	2.85	61.3	13162
JXRWSW1	14889	1.00	0.752	0.03	0.21	0.79	2.15	2.53	56.5	9512



Table 26 continued

Statistics for Longitudinal and Cross-sectional weights after Wave One										
	N. gt 0	Mean	Standard deviation	Minimum	10th percentile	Median	90th percentile	Maximum	% variance inflation	Effective sample size
JXEWTW2	21235	1.00	0.441	0.06	0.49	0.96	1.55	6.09	19.4	17786
JXRWTW2	14889	1.00	0.431	0.07	0.50	0.97	1.57	6.39	18.4	12571
JLEWTW1	18850	1.00	0.731	0.07	0.20	1.06	1.95	3.06	51.8	12419
JLRWTW1	13153	1.00	0.702	0.05	0.21	1.08	1.90	2.88	48.2	8873
JLEWTW2.	17214	1.00	0.409	0.17	0.66	0.92	1.45	11.58	16.6	14761
JLRWTW2	12054	1.00	0.399	0.12	0.66	0.93	1.43	8.25	15.9	10402
KLEWGHT	9077	1.00	0.421	0.10	0.62	0.89	1.53	2.50	17.7	7710
KLRWGHT	6042	1.00	0.369	0.20	0.66	0.91	1.46	2.50	13.6	5320
KXEWGHT	12082	1.00	0.444	0.10	0.46	1.00	1.48	2.50	19.7	10091
KXRWGHT	8518	1.00	0.439	0.09	0.47	0.99	1.48	2.50	19.3	7140
KXEWGHTe	14202	1.00	0.470	0.06	0.42	0.98	1.56	2.52	22.0	11638
KXRWGHTe	9964	1.00	0.460	0.06	0.43	0.99	1.56	2.51	21.1	8228
KXEWTUK1	26120	1.00	1.000	0.02	0.09	0.53	2.54	4.18	99.9	13064
KXRWTUK1	17825	1.00	0.958	0.02	0.09	0.56	2.46	4.11	91.8	9292
KXEWTUK2	26120	1.00	0.868	0.03	0.47	0.86	1.55	16.90	74.8	14942
KXRWTUK2	17825	1.00	0.830	0.03	0.47	0.87	1.54	16.00	68.4	10583
KLEWTW1	17978	1.00	0.728	0.06	0.20	1.06	1.97	3.75	51.2	11887
KLRWTW1	12372	1.00	0.693	0.05	0.21	1.08	1.87	2.95	47.0	8419
KLEWTW2	16470	1.00	0.464	0.16	0.64	0.91	1.48	14.56	21.4	13569
KLRWTW2	11359	1.00	0.442	0.12	0.64	0.92	1.46	11.33	19.4	9511

Table 26 continued

Statistics for Longitudinal and Cross-sectional weights after Wave One										
	N. gt 0	Mean	Standard deviation	Minimum	10th percentile	Median	90th percentile	Maximum	% variance inflation	Effective sample size
LLEWGHT	8901	1.00	0.428	0.10	0.61	0.89	1.55	2.50	18.3	7522
LLRWGHT	5812	1.00	0.375	0.20	0.66	0.91	1.46	2.50	14.0	5097
LXEWGHT	11936	1.00	0.445	0.13	0.46	0.98	1.51	2.50	19.8	9963
LXRWGHT	8295	1.00	0.437	0.12	0.47	0.97	1.52	2.50	19.1	6966
LXEWTUK1	22984	1.00	0.915	0.04	0.23	0.54	2.54	4.21	76.1	13054
LXRWTUK1	15508	1.00	0.906	0.02	0.14	0.57	2.44	3.94	80.1	8612
LXEWTUK2	22984	1.00	0.419	0.09	0.57	0.97	1.62	14.01	16.8	19671
LXRWTUK2	15508	1.00	0.429	0.08	0.56	0.96	1.64	13.12	17.9	13157
LLEWTSW1	15528	1.00	0.721	0.07	0.19	1.06	1.94	2.90	51.3	10261
LLRWTSW1	10449	1.00	0.687	0.06	0.21	1.07	1.85	3.15	46.7	7121
LLEWTSW2	15528	1.00	0.472	0.18	0.63	0.90	1.51	10.79	21.9	12738
LLRWTSW2	10449	1.00	0.454	0.14	0.64	0.91	1.46	11.99	20.3	8686
LLEWTUK1	20994	1.00	0.901	0.07	0.13	0.50	2.27	3.78	80.5	11630
LLRWTK1	13995	1.00	0.861	0.07	0.13	0.55	2.18	2.90	73.7	8058
LLEWTUK2	20994	1.00	0.384	0.20	0.67	0.94	1.45	12.92	14.6	18327
LLRWTK2	13995	1.00	0.372	0.17	0.67	0.94	1.45	9.01	13.6	12316
MLEWGHT	8639	1.00	0.442	0.10	0.60	0.88	1.57	2.50	19.5	7229
MLRWGHT	5624	1.00	0.381	0.22	0.65	0.91	1.47	2.50	14.5	4912
MXEWGHT	11657	1.00	0.427	0.12	0.49	0.98	1.50	2.50	18.3	9857
MXRWGHT	8162	1.00	0.421	0.11	0.49	0.98	1.50	2.50	17.8	6931
MXEWTUK1	22163	1.00	0.945	0.03	0.14	0.55	2.46	3.85	81.7	12196
MXRWTUK1	15141	1.00	0.912	0.03	0.13	0.61	2.37	5.05	76.8	8563
MXEWTUK2	22163	1.00	0.442	0.08	0.55	0.96	1.54	9.44	19.4	18566
MXRWTUK2	15141	1.00	0.456	0.08	0.55	0.95	1.54	16.24	20.7	12545
MLEWTSW1	14876	1.00	0.729	0.07	0.19	1.05	1.95	2.91	52.5	9756

Table 26 continued

Statistics for Longitudinal and Cross-sectional weights after Wave One										
	N. gt 0	Mean	Standard deviation	Minimum	10th percentile	Median	90th percentile	Maximum	% variance inflation	Effective sample size
MLRWTSW1	9940	1.00	0.685	0.06	0.21	1.07	1.85	3.01	46.5	6786
MLEWTSW2	14876	1.00	0.508	0.18	0.61	0.89	1.52	10.38	25.7	11832
MLRWTSW2	9940	1.00	0.452	0.15	0.63	0.90	1.47	7.25	20.4	8256
MLEWTUK1	19723	1.00	0.918	0.07	0.14	0.53	2.30	3.84	78.8	11033
MLRWTUK1	13111	1.00	0.873	0.07	0.13	0.60	2.23	2.98	71.8	7632
MLEWTUK2	19723	1.00	0.432	0.20	0.64	0.92	1.49	12.67	18.6	16632
MLRWTUK2	13111	1.00	0.421	0.16	0.66	0.93	1.45	9.97	17.6	11145
NLEWGHT	8639	1.00	0.448	0.08	0.59	0.88	1.59	2.50	20.1	7075
NLRWGHT	5624	1.00	0.386	0.21	0.64	0.91	1.48	2.50	14.9	4736
NXEWGHT	11657	1.00	0.442	0.14	0.48	0.98	1.50	2.50	19.6	9669
NXRWGHT	8162	1.00	0.433	0.13	0.48	0.97	1.51	2.50	18.7	6711
NXEWTK1	22163	1.00	0.952	0.03	0.15	0.57	2.61	3.04	81.5	11945
NXRWTUK1	15141	1.00	0.890	0.02	0.13	0.63	2.41	3.80	75.9	8268
NXEWTK2	22163	1.00	0.451	0.09	0.53	0.94	1.59	8.38	20.1	18046
NXRWTUK2	15141	1.00	0.458	0.08	0.54	0.93	1.63	7.59	20.8	12035
NLEWTSW1	14876	1.00	0.726	0.06	0.19	1.04	1.95	2.91	52.0	9481
NLRWTSW1	9940	1.00	0.677	0.06	0.21	1.06	1.85	3.33	45.2	6476
NLEWTSW2	14876	1.00	0.511	0.16	0.59	0.88	1.55	10.46	26.0	11441
NLRWTSW2	9940	1.00	0.457	0.15	0.62	0.90	1.50	7.78	20.8	7786
NLEWTUK1	19723	1.00	0.878	0.06	0.14	0.55	2.23	4.16	76.4	10702
NLRWTUK1	13111	1.00	0.836	0.07	0.13	0.66	2.15	3.69	69.0	7263
NLEWTUK2	19723	1.00	0.437	0.20	0.63	0.92	1.52	14.32	19.0	15871
NLRWTUK2	13111	1.00	0.437	0.17	0.64	0.92	1.47	9.68	19.0	10318

Table 26 continued

Statistics for Longitudinal and Cross-sectional weights after Wave One										
	N. gt 0	Mean	Standard deviation	Minimum	10th percentile	Median	90th percentile	Maximum	% variance inflation	Effective sample size
OLEWGHT	8320	1.00	0.459	0.08	0.58	0.88	1.63	2.50	21.1	6873
OLRWGHT	5275	1.00	0.398	0.21	0.63	0.90	1.50	2.50	15.8	4555
OXEWGHT	11426	1.00	0.457	0.11	0.48	0.97	1.55	2.50	20.9	9451
OXRWGHT	7873	1.00	0.445	0.14	0.48	0.97	1.54	2.50	19.8	6569
OXEWTUK1	21241	1.00	0.949	0.03	0.15	0.59	2.61	3.98	81.2	11721
OXRWTUK1	14387	1.00	0.896	0.03	0.13	0.63	2.43	5.46	77.5	8107
OXEWTUK2	21241	1.00	0.457	0.06	0.51	0.96	1.58	11.26	20.6	17607
OXRWTUK2	14387	1.00	0.483	0.07	0.52	0.95	1.57	18.29	23.1	11687
OLEWTSW1	13948	1.00	0.724	0.06	0.19	1.02	1.95	2.91	52.1	9168
OLRWTSW1	9024	1.00	0.672	0.08	0.22	1.05	1.84	3.50	44.8	6231
OLEWTSW2	13948	1.00	0.495	0.16	0.59	0.88	1.57	10.89	24.4	11213
OLRWTSW2	9024	1.00	0.456	0.18	0.62	0.90	1.50	8.04	20.7	7477
OLEWTUK1	18190	1.00	0.872	0.06	0.14	0.56	2.22	4.43	75.9	10339
OLRWTUK1	11765	1.00	0.830	0.07	0.13	0.68	2.13	2.91	68.5	6981
OLEWTUK2	18190	1.00	0.437	0.19	0.62	0.92	1.54	15.23	19.0	15283
OLRWTUK2	11765	1.00	0.426	0.16	0.65	0.92	1.48	9.74	18.0	9967
PLEWGHT	8121	1.00	0.465	0.08	0.58	0.87	1.63	2.50	21.7	6675.3
PLRWGHT	5139	1.00	0.402	0.20	0.62	0.90	1.50	2.50	16.1	4424.7
PXEWGHT	11307	1.00	0.483	0.13	0.52	1.05	1.67	2.50	20.3	9402.5
PXRWGHT	7804	1.00	0.444	0.11	0.48	0.97	1.54	2.50	19.7	6518.8
PXEWTUK1	20897	1.00	0.945	0.04	0.23	0.65	2.75	5.42	70.6	12245.7
PXRWTUK1	14148	1.00	0.893	0.03	0.15	0.64	2.42	5.38	77.1	7986.7
PXEWTUK2	20897	1.00	0.480	0.05	0.53	1.04	1.62	19.04	20.1	17402.1
PXRWTUK2	14148	1.00	0.508	0.04	0.51	0.96	1.58	20.08	24.9	11326.1

Table 26 continued

Statistics for Longitudinal and Cross-sectional weights after Wave One										
	N. gt 0	Mean	Standard deviation	Minimum	10th percentile	Median	90th percentile	Maximum	% variance inflation	Effective sample size
PLEWTSW1	13520	1.00	0.718	0.06	0.20	1.01	1.95	2.92	51.2	8939.2
PLRWTSW1	8738	1.00	0.670	0.08	0.22	1.04	1.84	3.49	44.7	6039.4
PLEWTSW2	13520	1.00	0.504	0.15	0.57	0.86	1.56	11.21	26.0	10732.2
PLRWTSW2	8738	1.00	0.457	0.18	0.61	0.88	1.49	7.95	21.5	7190.8
PLEWTUK1	17557	1.00	0.860	0.06	0.14	0.61	2.21	4.96	73.7	10107.0
PLRWTUK1	11346	1.00	0.822	0.07	0.14	0.70	2.13	3.15	67.3	6781.2
PLEWTUK2	17557	1.00	0.456	0.11	0.60	0.91	1.54	16.27	20.9	14521.4
PLRWTUK2	11346	1.00	0.426	0.08	0.64	0.90	1.48	10.44	18.4	9585.8
RLEWGH	7744	1.00	0.482	0.10	0.56	0.87	1.66	2.50	23.2	6284.1
RLRWGHT	4683	2.00	0.405	0.19	0.62	0.90	1.51	2.50	16.4	4022.3
RXEWGHT	10820	3.00	0.494	0.11	0.54	1.07	1.73	2.50	20.2	9003.1
RXRWGHT	7813	4.00	0.489	0.14	0.58	1.10	1.78	2.50	18.4	6597.6
RXEWTUK1	19641	5.00	0.977	0.03	0.17	0.70	2.80	5.39	76.1	11150.9
RXRWTUK1	14176	6.00	0.959	0.03	0.17	0.73	2.73	5.27	73.5	8171.1
RXEWTUK2	19641	7.00	0.512	0.06	0.51	1.04	1.62	18.10	22.1	16083.8
RXRWTUK2	14176	8.00	0.534	0.07	0.54	1.03	1.64	17.81	23.8	11446.1
RLEWTSW1	12729	9.00	0.722	0.06	0.20	1.00	1.97	3.55	51.6	8398.1
RLRWTSW1	7941	10.00	0.671	0.08	0.22	1.02	1.85	3.44	44.9	5479.0
RLEWTSW2	12729	11.00	0.539	0.16	0.56	0.85	1.58	12.77	30.0	9792.4
RLRWTSW2	7941	12.00	0.466	0.18	0.60	0.87	1.50	7.64	22.5	6483.9
RLEWTUK1	16084	13.00	0.848	0.06	0.14	0.66	2.20	4.97	71.7	9368.4
RLRWTUK1	10229	14.00	0.821	0.07	0.14	0.75	2.13	3.65	67.1	6120.9
RLEWTUK2	16084	15.00	0.464	0.15	0.59	0.89	1.54	16.03	22.0	13183.3
RLRWTUK2	10229	16.00	0.457	0.17	0.63	0.89	1.50	10.78	21.3	8435.4

## V.3. Imputation Procedures Used in the BHPS

### V.3.1. Introduction

Missing data on a range of income and housing cost variables have been imputed in all waves of data. This section discusses the methods used to carry out these imputations, and indicates how imputed data should be used.

Item non-response, where a respondent has given a full interview but where certain items on the questionnaire are missing, is a particular problem in all social surveys. Imputation is one of a number of possible techniques which can be used to deal with this problem. It is likely to be preferable to the default with standard statistical packages, which is to delete cases with one or more missing values when carrying out modelling procedures. This amounts to a strong assumption that the valid cases are a random sample of all cases, which implies that individuals with item non-response can be adequately represented by cases with complete data. This assumption is applicable when dealing with small amounts of item non-response, although it can lead to a large decrease in the number of available cases for analysis. However, in other cases, this assumption could seriously bias results. For example, refusers on a question asking about their dividend income over the year are likely to be systematically different from those answering this question so that the analysis of complete cases cannot be capturing the true nature of the population. One method of adjustment in such cases is to estimate the true value for missing cases using an imputation technique. Imputation techniques use various models with defined assumptions to obtain a 'best' estimate of the missing values. **BHPS** data contain imputation for important money amount variables.

It is important to stress that the main aim of imputation is to reduce potential bias caused by the elimination of cases with missing data, rather than to increase precision of estimates by increasing the effective sample size. Note that the main problem with imputation as a method of dealing with item non-response is that methods for adjusting estimates of precision such as confidence interval etc. are not easily available so that analysis carried out on data containing imputed values where this fact is not taken into account will give an over-estimate of precision. Alternatives to imputation are to model the missing data process during the analysis but this often requires rather strong assumptions (Little and Rubin 1989) or to use some form of multiple imputation to estimate the variance effects of the imputation procedure (Rubin 1987). One practical problem with these techniques is that they are not in generally available in statistical software. One further alternative which users may want to adopt in very specialised cases is to re-weight data to take account of cases excluded from analysis because of missing data. The interested reader can consult the references given below for further information regarding all these procedures and the use of imputation in surveys.

**Using imputed data:** For the reasons given above it will almost always be preferable to use imputed data, rather than only complete cases, since biases in results will be reduced. As described below the imputation methods have been designed to ensure that imputed values have the same error around the prediction model used as reported values, so that there should be no tendency to over-predict association (as there may be with simple imputation techniques such as mean substitution).

However for those users who wish to exclude imputed values, or to identify them, each variable subject to imputation has an associated imputation flag variable. These flags take three forms. For variables directly associated with a question, the imputation flag takes the missing value code of the original variable (e.g. Don't Know, Refused, etc.) if imputed, and 0 if not imputed, or -8 if the variable was inapplicable, including cases where the respondent was a proxy. This is to ensure that different missing value categories can still be distinguished. For individual level derived variables, as well as housing related derived variables, the imputation flag takes the value 1 if the variable was imputed, and 0 or -8 otherwise. For household income variables, the flag takes a value 0 if there was no imputation, 1 if some component of an individual household member's income was imputed, and 2 if the whole income of one or more household members was imputed (for example, a complete refusal to the interview or a Proxy respondent missing at BPRFITB).

Two main imputation techniques were used:

### **V.3.2. Hot-deck Imputation**

A standard Hot-Deck imputation routine is analogous to weighting using weighting classes. This method was applied by firstly dividing the sample into imputation classes found to be predictive of the variable to be imputed. Then, assuming that cases within each class comprise a random sub-sample of the population, a valid value of the variable taken from a non-missing case within a given imputation class was used to impute the value of a missing case in the same class. The validity of this procedure is dependent on how informative the imputation classification for predicting values of missing cases. It ensures also that the imputed value is a possible value for a respondent with the relevant characteristics, and also that some randomness is introduced into the assignment of an imputed value.

This method was used for certain categorical money variables such as Proxy's personal income (wPRFITB), banded income from Dividends and Investments, and a number of cases where regression methods appeared inappropriate (e.g. income from welfare benefits). In order to ensure that the imputation classes were as informative as possible, classes were defined using an automatic interaction detection programme (SPSS CHAID). This procedure allows a high degree of control over the definition and size of these classes and can handle a large number of classification variables.

At various points in both the derivation of weights and for imputation of money amount variables, there was a requirement to impute a small number of missing cases so that certain variables could be used in the definition of weighting classes or within model based imputation procedures. Similar hot-deck procedures were used for this imputation. Since the variables imputed were those with less than two percent of cases missing, these imputation are unlikely to seriously effect the derivation of weights or the more complex regression imputations. These minor imputations are not carried over to the public released data set.

### **V.3.3. Regression Imputation**

Money amount variables were imputed using a regression-based imputation technique. First, a regression model was fitted to all valid cases for the variable of interest using predictor variables which were non-missing (or had themselves been imputed) for both valid and missing cases of the variable to be imputed. Once a well fitting model was obtained, defined in terms of maximal adjusted R-squared, predicted values were defined for valid and missing cases using the model. These were then used to find the closest valid case in terms of the predicted value for each missing case. The missing case was then imputed with the real value of the closest valid case. This form of regression imputation is termed predictive mean matching. The advantage over imputing at the predicted value is both that a possible real value is imputed, and that a random error component is added so that the imputed values are not subject to less variance than reported values.

Having imputed a number of primary variables, a number of other income related variables were computed from these variables, with some additional small scale hot-deck imputation; for example, for the small number of cases where there was a complete refusal to the financial receipts section. Incomes were also imputed for refusers to the whole questionnaire, in order to construct a complete household income. However, no household income imputation was attempted for the six households where no individual interviews were completed, and thus no household income imputation was attempted with those households where the only interview was by telephone.

### V.3.4. Cross-wave Imputation

In a panel study, there are not only variables from the current wave available to use as predictors in an imputation process, but there may also be variables from the same respondent collected at a different wave. It is likely that the best predictor of a missing value for a variable at Wave One, is a value of the same variable at Wave Two. However in using this value in 'cross-wave imputation' it is important to ensure that biases in rates of change in values are not introduced. This is essentially achieved through the methods described above. So in making a cross-wave imputation we are essentially taking a value from a donor who is both similar to the recipient in current characteristics and in the value of the imputed variable at the other wave. The imputed value should therefore imply a rate of change drawn from a randomly selected similar case. This approach will avoid introducing spurious change for panel analysis, which would be likely to arise if only single wave imputation was used.

For the following imputed variables (and hence the other variables which are derived from them) a three-wave imputation strategy was adopted: wPAYGU, wJSPROF, wJSPAYG, wJ2PAY, wFIYRDI, wPRFITB (as well as related imputation for interview refusers), wHSVVAL, wXPMG, wRENT. In some cases this used regression methods, and in others hot-deck methods as described above. However the model strategy was in each case essentially similar, and used either forward or backward imputation, or in the case of the middle wave, where valid data was available from both other waves this was used. An example is set out in Table 27, which shows the models run for Waves One, Two and Three for wPAYGU. The table also show the R-squared value and the number of cases involved at each step. For other variables the distinction according to whether the respondent was in the same job was not used or not relevant, so that the total number of models reduced to 10. For some of these other variables model fit was somewhat less good, with R-square values in the range 0.5 to 0.75 for self-employed income models, and 0.2 to 0.3 for pay in second job. This same three wave structure is moved forward with each new release, so that the latest three waves may be used in the imputation process.

### V.3.5. References

Kalton, G. (1983) "Compensating for missing survey data". *Research Report Series*, Institute for Social Research, University of Michigan.

Little, R.J.A. and Rubin D.B. (1987) *Statistical Analysis with Missing Data*, John Wiley & Sons: New York.

Little, R.J.A. (1988) "Missing-data adjustments in large surveys", *Journal of Business & Economic Statistics*, 6(3), pp. 287-296.

Little, J.A. and Hong-Lin, S. (1989) "Item non-response in panel surveys", pp. 400-425, in *Panel Surveys*: Kasprzyk, D., Duncan, G., Kalton, G. and Singh, M.P. (Eds.), John Wiley & Sons: New York.

Rubin, D.B. (1987) *Multiple Imputation for Non-Response in Surveys*. John Wiley & Sons, New York.

## V.4. Sampling Errors

The precision of population estimates obtained from a survey are described by the standard errors of these estimates. These provide a measure for assessing the value of a given estimate and are used extensively in statistical tests and modelling. The total error of a survey estimate is the difference between the estimate and the 'true value', and consists of two components, a systematic error or bias and a random error. The systematic component arises from a number of sources such as deficiencies in the frame, question wording, interviewer effects and non-response. Substantial effort is placed in the design of a survey to reduce this form of error to a minimum. The random component consists of sampling error, due to the fact that a sample was taken rather than a census and to other random factors in the survey which might include for example variation in interviewer technique and difference between coders in how they categorise a particular set of circumstances (though these factors may have systematic effects). The standard error of a survey estimate measures the sampling error, but in



Table 27

Cross-wave Imputation Models for Gross Usual Pay (A/B/CPAYGU)					
Model N.	To impute data missing at	Where	N of cases imputed	Complete cases in model	Model R**2
1	Wave 1	No data at other waves	306	4619	0.7916
2	Wave 2	Pay for work in same job available at wave 1	187	2877	0.9203
3	Wave 2	Pay for work in different job available at wave 1	44	663	0.8392
4	Wave 2	No data at other waves (not recorded as working at wave 1)	36	4688	0.8018
5	Wave 3	Pay for work in same job available at wave 2	201	2745	0.9221
6	Wave 3	Pay for work in different job available at wave 2	69	725	0.8378
7	Wave 3	Pay for work in different job available at wave 1 (not record working at wave 2)	26	3338	0.8558
8	Wave 2	Pay for work in same job available at wave 3	56	2992	0.9215
9	Wave 2	Pay for work in different job available at wave 3	17	794	0.8596
10	Wave 1	Pay for work in same job available at wave 2	175	3018	0.9151
11	Wave 1	Pay for work in different job available at wave 2	50	707	0.8417
12	Wave 1	Pay for work in different job available at wave 3 (not record working at wave 2)	14	3550	0.8597
13	Wave 2	Pay for work in same job available at both wave 1 and wave 3	46	2262	0.9379
14	Wave 3	No data at other waves - not recorded as working.	56	4609	0.7877

estimating, other sources of random error may become conflated. This section will focus on how the sample design of a survey can affect these standard errors. For a more complete introduction, the reader is referred to Butcher and Elliot (n.d.).

Most practical survey designs like that for the BHPS involve two general strategies for efficiency and to minimise costs. First, the sample is selected from a stratified list where the stratification is designed to ensure that specified subgroups are adequately represented and therefore the precision of estimates will be increased over simple random selection. Second, selection also tends to be made in a number of stages where the initial stages involve the selection of geographically clustered units in order to reduce field costs by locating the sample in a defined area. For example, the **BHPS** initially selected postcode sectors which contain an average of 2,500 households. This procedure can inflate the standard error of an estimate if there is geographical clustering of population characteristics of interest. For example, estimates of tenure type have an inflated standard error (or a decrease in precision) when based on a clustered sample compared with estimates based on an equivalently sized simple random sample since housing tenure is highly geographically clustered. The effect of clustering on estimates of standard errors is dependent on how homogeneous the characteristic of interest is within primary sampling units and the degree to which it varies within primary sampling units.

We will only discuss the effect of a complex sample design on estimates of proportions but these results generalise to other estimates such as means and standard errors of regression coefficients. The effect that a multistage selection procedure has had on the standard errors of a proportion ( $p$ ) is given by the design factor which is defined as:

$$deft(p) = \frac{\text{estimated standard error of } p \text{ with complex design}}{\text{estimated standard error of } p \text{ with srs of the same size}}$$

The design factor indicates the increase in the standard error of an estimate over and above the size of the standard error which would be obtained from a simple random sample (srs) as indicated in the following:

$$se(p)_{\text{complex}} = deft \times se(p)_{\text{srs}}$$

In terms of the homogeneity of primary sampling units for given characteristics, the complex standard error can be expressed as follows:

$$se_{\text{complex}} = \sqrt{1 + (\bar{b} - 1)roh} \times se_{\text{srs}}$$

$roh$ , the rate of homogeneity, approximates the intra-cluster correlation ( $\rho$ ), a measure of clustering of similar characteristics within primary sampling units, while  $\bar{b}$  denotes the average number of elements per primary sampling unit. The above formula indicates how the larger the homogeneity of primary sampling units, the larger the complex sampling error will be compared to simple random sampling.

Confidence intervals for given point estimates can easily be obtained assuming that a normal approximation is valid, which is generally true for frequencies above 30. A 95% confidence interval is then bounded by the points defined below where  $p$  is the proportion:

$$(p - 1.96 \times (deft \times se(p)_{\text{srs}}), p + 1.96 \times (deft \times se(p)_{\text{srs}}))$$

The estimation of complex sampling errors and other related statistics is currently only available in specialised statistical packages. We used the package SUDAAN to calculate our estimates of complex standard errors and design factors. For a range of variables in the **BHPS**, the complex standard errors, DEFT's and 95% Confidence Intervals were calculated in order to give a general overview of the effect of sampling on the survey estimates. These are presented in *Table 28* below. A more complete indication of the general effect of multistage sample selection on a wide range of variables similar to those included in the **BHPS** is available in Breeze (1990), which details results for the General Household Survey.

The majority of DEFT's lie in the range 1-1.3 indicating that there is a relatively small effect of the sample design on srs based tests. For example, the DEFT for the proportion of respondents who had an in-patient stay since 1.9.90 is 1.05, so that the complex standard error is almost exactly the same as the srs standard error. However, for variables that are in some way geographically clustered in line with the selection procedure, the effect on standard errors can be large. For example, the DEFT for local authority tenure is 1.57 indicating a high degree of clustering which is consistent with local authority property being in large estates. It should be noted that, even with attitudinal variables such as agreement to the statement "All Health Care Should Be Free", the effect of the sample selection method can be marked. In this case, the DEFT is 1.63, indicating that the complex standard error is almost two thirds larger than the srs standard error. Care must therefore be taken in the analysis of variables which may have a strong association with area, since the use of srs techniques for the analysis of such variables can lead to misleading results due to the inappropriate estimation of precision. For a fuller discussion of the analysis of complex surveys and the problems associated with simple random sample assumptions being used as the basis for modelling and testing procedures, the reader is referred to the introductory text by Lee et al (1989) and the more comprehensive volume by Skinner et al (1989)

#### **V.4.1. Bibliography**

Breeze, E. (1990) *General Household Survey: Report on Sampling Error*. OPCS Series G.H.S. no 18.

Butcher, B., Elliot, D. *A Sampling Errors Manual*, OPCS Paper NM13.

Lee, E. S., Forthofer, R.N., Lorimor, R.J. (1989) *Analyzing Complex Survey Data: Quantitative Application in the Social Sciences No. 71*, Sage Publications: Newbury Park.

Skinner, C.J., Holt, D., Smith, T.M.F. (1989) *Analysis of Complex Surveys*, Wiley: Chichester.

**Table 28 Complex Standard Errors, DEFTs and 95% Confidence Intervals for a Range of BHPS Variables**

<b>VARIABLE</b>	<b>Proportion</b>	<b>DEFT</b>	<b>Complex se</b>	<b>95% C.I.</b>
<b>Housing Tenure (ATENURE)</b>				
Owner Occupier	66.20	1.46	.93	64.37 - 68.03
LA Rented	20.41	1.57	.85	18.74 - 22.08
Private Rented	9.43	1.65	.65	8.16 - 10.70
<b>Car Available For Private Use (ANCARS)</b>				
None	31.09	1.36	.85	29.42 - 32.75
1	45.94	1.09	.73	44.51 - 47.37
2	19.43	1.26	.67	18.12 - 20.75
<b>Household Type (AHHTYPE)</b>				
Single Non-Elderly	11.61	1.49	.61	10.41 - 12.81
Single Elderly	14.65	1.15	.55	13.57 - 15.73
Couple	17.41	1.11	.57	16.29 - 18.52
Elderly Couple	9.27	1.12	.44	8.41 - 10.12
Couple and Children	28.85	1.12	.67	25.54 - 28.15
<b>Political Party Supported (AVOTE)</b>				
Conservative	39.34	1.57	.81	37.79 - 40.91
Labour	36.04	1.66	.84	34.39 - 37.68
Lib Dem/Lib/SDP	11.57	1.36	.46	10.67 - 12.47
<b>Current Employment Status (AHGEST)</b>				
Working	58.30	1.37	.68	56.97 - 59.62
Unemployed	6.31	1.26	.31	5.70 - 6.91
Retired	17.80	1.42	.55	16.72 - 18.87
Family Care	11.17	1.21	.38	10.41 - 11.92

**Table 28 Complex Standard Errors, DEFTs and 95% Confidence Intervals for a range of BHPS variables (contd.)**

<b>VARIABLE</b>	<b>Proportion</b>	<b>DEFT</b>	<b>Complex se</b>	<b>95% C.I.</b>
Receiving Unemployment Benefit (AF131)	2.58	1.25	.20	2.19 - 2.96
Receiving Housing Benefit (AF139)	8.15	1.55	.43	7.31 - 8.99
Highest Government Priority (AOPPOL4)				
Living Standards	50.54	1.39	.72	49.14 - 51.95
Protect Environment	46.67	1.34	.69	45.32 - 48.02
School Leaving Age (ASCEND & ASCHOOL)				
Less than or equal to 16	76.47	1.66	.71	75.09 - 77.86
Goldthorpe Social Class (AJBGOLD)				
Service class	32.54	1.38	.84	30.89 - 34.19
Routine Non-Manual	13.75	1.18	.53	12.72 - 14.78
Married Female Employed (Derived)	56.26	1.11	1.01	54.29 - 58.23
Employee Union Member (Derived)	37.45	1.25	.84	35.81 - 39.10
Current Job Spell Began Before 1.9.90	24.07	1.25	.54	23.01 - 25.12
Health Limits Daily Activities (AHLT)	13.18	1.14	.39	12.42 - 13.94
All Health Care Should Be Free (AOPHLA)				
Agree	46.74	1.63	.81	45.15 - 48.33
Disagree	10.20	1.06	.32	9.57 - 10.84
Respondent Smokes (ASMOKER)	29.87	1.37	.63	28.63 - 31.10
Respondent Had In-Patient Stay Since 1.9.90 (AHOSP)	11.50	1.05	.34	10.84 - 12.16



## VI. Data Dissemination

### VI.1. Release of BHPS Data

ISER is concerned to facilitate and promote the widest possible use of its data within the user community. It has therefore undertaken to deposit a copy of each wave of the **BHPS** data in the Data Archive only one year after the end of fieldwork. This early deposit is clearly in the interests of both the Centre and the user community. We would ask users to inform the Centre and/or the Archive of any errors or inconsistencies of which they become aware during their use of the data. As the data from each wave will be re-issued in a merged file with the next wave of data, communicating information to the Centre is particularly important so that errors and omissions can be rectified in the later releases.

### VI.2. Access to BHPS Data

All users of data have access to the data through the UK Data Service (<https://www.ukdataservice.ac.uk>). Data are supplied in formats suitable for use with a number of different statistical and analysis packages, including SPSS, Stata and SAS.

Users are required to sign licence agreements; the nature of this depending on the version of the data they order. The main BHPS data is released in two versions.

Most of the Wave 1 to 18 data has been released according to the conditions of the regular UKDS End User Licence (EUL): <http://ukdataservice.ac.uk/get-data/how-to-access/conditions.aspx#/tab-end-user-licence>. The data are listed as SN 5151 – British Household Panel Survey: Waves 1-18, 1991-2009.

A version of the main wave 1 to 18 data including a number of more sensitive or disclosive variables is under Special Licence (SL). Researchers can apply for access to SL data through a UKDS application procedure, where they are required to justify their research objectives and explain why EUL data alone would be inadequate to reach those objectives; they are asked to report publications resulting from using the data. The conditions for using SL data are provided at <http://ukdataservice.ac.uk/get-data/how-to-access/conditions/special-licence.aspx>.

The SL data are listed as SN 8380 – British Household Panel Survey: Waves 1-18, 1991-2009: Special Licence Access.

### VI.3. Acknowledging the Source of Data

Users are also obliged to acknowledge both the Archive and the Institute for Social and Economic Research in any publications arising from analysis of the data, and to include a disclaimer statement. The proper forms of both are indicated below.

Any publication, whether printed, electronic or broadcast, based wholly or in part on the *BHPS* data collection provided by the UK Data Service must be accompanied by the correct citation and acknowledge the Institute for Social and Economic Research as the data provider and the UK Data Service as the data distributor. The acknowledgement, which gives credit to sponsors or distributors, is not a replacement for a proper citation. We recommend the following wording:

“The British Household Panel Survey is produced by the Institute for Social and Economic Research, University of Essex with the support of the Economic and Social Research Council. The research data are distributed by the UK Data Service.”

The following elements should be included in the bibliographic citation when acknowledging the **BHPS** as a source:

University of Essex. Institute for Social and Economic Research. (2018). *British Household Panel Survey: Waves 1-18, 1991-2009*. [data collection]. *8th Edition*. UK Data Service. SN: 5151, <http://doi.org/10.5255/UKDA-SN-5151-2>  
(based on current archive citation)





# **APPENDICES**



# Appendix 1. Using BHPS Data

This section gives a very brief introduction to the use of BHPS data for research with some of the standard statistical software. In particular, it gives examples of linking data from different levels of analysis (e.g. individuals and households) using SPSS and STATA at a single wave in *Section 1.1* and linking individuals across waves in *Section 1.2*. These short discussions are, of course, no substitute for the User Manuals for the two packages, but they are intended to give some indication of possible ways of organising **BHPS** data for different types of analysis.

## 1.1. Linking Data from Different SPSS System Files and Stata Datasets at a Single Wave

The examples below all related to Wave One data, but, suitably modified, apply equally at later waves. Where analysis is concerned with only one level, then all the necessary data are likely to be found in a single SPSS system file or STATA dataset. The exception to this is where one file contains a subset of the units contained in another, as in the case of AINDRESP, which contains only respondent individuals.

### 1.1.1. Creating a File Containing One Record for Each Adult

In this first example, we want to create a file containing one record for each adult, whether respondent or not, with non-respondent adults having missing values for variables from the respondent file.

*In SPSS* this would be achieved by the following (it is assumed here and in following example that FILE HANDLES have been set up):

```
MATCH FILES FILE = AINDALL /FILE = AINDRESP /BY AHID APNO.  
SELECT IF (AAGE GE 16).
```

*and then any analysis commands ...*

Again this would produce a very large file, and users might want to include a KEEP sub-command.

*In STATA ...*

```
use pid aivfio using aindall if aivfio~=7 // aivfio=7 are children under 16  
sort pid  
save alladults, replace  
  
use aindresp  
sort pid  
merge pid using alladults  
tab aivfio _merge
```

### 1.1.2. Distributing Household Level Information to the Individual Level

In this second example, household level information about housing costs is linked to individual level data about preferences for moving, and a file is output at the individual level.

*In SPSS ...*

```
MATCH FILES TABLE = AHHRESP / FILE = AINDRESP / BY AHID.  
  /KEEP = AHID AXPHSN ATENURE AXPHSDF APNO ALKMOVE ALKMOVY  
  ASEX AAGE AJBSTAT.
```

*In STATA ...*

```
use ahid axphsn atenure axphsdf using ahhresp  
sort ahid  
save hhinfo, replace
```

```
use ahid apno alkmov y asex aage ajbstat using aindresp  
sort ahid  
merge ahid using hhinfo  
tab _merge
```

### 1.1.3. Summarising Individual Level Information at the Household Level

The following example takes the opposite approach - aggregating from individual level to create two new variables at the household level: the count of the number of household members in the age group 18-24; and the number of students in the same age group. These are exported to a new file with information about total household size and tenure.

*In SPSS we make use of the AGGREGATE command to count dummy variables over the household.*

```
GET FILE = AINDALL.
COMPUTE STUDENT = 0.
COMPUTE A1824 = 0.
DO IF (AAGE GE 18 AND AAGE LE 24).
COMPUTE A1824 = 1.
IF (AHGEST EQ 5) STUDENT = 1.
END IF.
AGGREGATE OUTFILE = * /PRESORTED / BREAK = AHID
  /N1824 = SUM(A1824)
  /NSTUDENT = SUM(STUDENT).
MATCH FILES FILE = * /FILE = AHHRESP /BY AHID
  /KEEP = AHID AHHSIZE ATENURE N1824 NSTUDENT.
```

*In STATA we make use of 'by group' operations [bysort ...: ] in combination with 'egen'*

use ahid ahhsiz atenur using ahhrsp

sort ahid

save hhinfo, replace

use ahid aage ahgest using aindall

bysort ahid: egen n1824= sum(aage>=18 & aage<=24)

bysort ahid: egen nstudent = sum(ahgest==5)

bysort ahid: keep if \_n==1 // keep only first observation for every household

sort ahid

merge ahid using hhinfo

tab \_merge

*The expression in brackets is a logical statement which evaluates to 1 if true for the observation and 0 otherwise. Egen in combination with sum() creates the total sum within the 'by group' and distributes this sum to all observations in the group.*

#### 1.1.4. Aggregating Income Information to the Individual Level

The following example uses the income information. It computes separate variables for the estimated amount of income received from Unemployment Benefit, Income Support and the two combined (payment codes 31, 32 and 33) in September 1991, and then saves this with the variable AJBSTATT, the employment status on 1st September 1991.

In SPSS we again use the AGGREGATE command:

```
GET FILE = AINCOME.
COMPUTE UB = 0.
COMPUTE IS = 0.
COMPUTE UI = 0.
IF (AFICODE EQ 31) UB = AFIM09T.
IF (AFICODE EQ 32) IS = AFIM09T.
IF (AFICODE EQ 33) UI = AFIM09T.
AGGREGATE OUTFILE = * / PRESORTED /BREAK = AHID APNO
  /UNBEN = SUM(UB)
  /INCSUP = SUM(IS)
  /UBIS = SUM(UI).

MATCH FILES FILE = * /IN = INC / FILE = AINDRESP / BY AHID APNO
  /KEEP = AHID APNO AJBSTATT UNBEN INCSUP UBIS.
DO IF (INC EQ 0).
COMPUTE UNBEN = 0.
COMPUTE INCSUP = 0.
COMPUTE UBIS = 0.
END IF.
```

(The last five lines of the SPSS example are intended to ensure that the values of the target variables for individuals who receive no payments of any type are set to '0' rather than having missing values assigned.)

Similar structures would be used to aggregate employment history information.

In STATA ...

```
use ahid apno ajbstatt using aindresp
sort ahid apno
save indinfo, replace
```

```
use ahid apno aficode afim09t using aincome
bysort ahid apno: egen unben = sum(afim09t * (aficode==31) * (afim09t>=0))
bysort ahid apno: egen incsup = sum(afim09t * (aficode==32) * (afim09t>=0))
bysort ahid apno: egen ubis = sum(afim09t * (aficode==33) * (afim09t>=0))
bysort ahid apno: keep if _n==1 // keep only first observation for every respondent
```

```
sort ahid apno
merge ahid apno using indinfo
tab _merge
inspect unben incsup ubis
mvencode unben incsup ubis, mv(0) override
```

### 1.1.5. Matching Individuals with a Household

The next example matches data from each female respondent who is married or living with a partner, with data from her spouse or partner. There may be missing data if her spouse was not interviewed. Note that variables are renamed, so that the second set of variables collected do not overwrite the first.

*In SPSS* (note that here the spouse number is renamed the person number for the purpose of the match file)

```
GET FILE = AINDRESP /RENAME = (APNO AHGSPN ASEX AIVFIO AJBSTAT
    AOPFAMA = WPNO APNO WSEX WIVFIO WJBSTAT WOPFAMA).
SELECT IF (APNO GT 0 AND WSEX EQ 2).
EXECUTE.
MATCH FILES FILE = * /IN = WIFE /FILE = AINDRESP /RENAME = (ASEX AIVFIO
    AJBSTAT AOPFAMA = HSEX HIVFIO HJBSTAT HOPFAMA) /BY AHID APNO.
```

*In STATA ...*

```
use ahid apno ahgspn asex aivfio ajbstat aopfama using aindresp if ahgspn>0 & asex==2
renprefix a w
rename whgspn apno
rename whid ahid
sort ahid apno
save wife, replace
```

```
use ahid apno ahgspn asex aivfio ajbstat aopfama using aindresp
renprefix a h
rename hhid ahid
rename hpno apno
sort ahid apno
merge ahid apno using wife
tab _merge
keep if _merge==3
```

*An alternative, more Stata-ish method, is to create an identification number for each partnership within the household and to use this to create new variables containing the spouse's characteristics using 'explicit subscripting', where the number in square brackets indicates the position of the observation in the by group.*

```
use ahid apno asex ahgspn aivfio ajbstat aopfama using aindresp
gen partnum = cond(apno<ahgspn, apno, ahgspn) if ahgspn>0
foreach w in asex aivfio ajbstat aopfama {
    bysort ahid partnum: gen spouse`w' = cond(_n==1, `w'[2], `w'[1]) if partnum~=.
}
bysort ahid partnum: keep if asex==2 & _N==2 // keep only women whose partners took part in the survey
```

*The cond() function evaluates the first expression and if true returns the value of the second element in the brackets; if false it returns the value of the third element. In this case, the partnership identification number is set to equal the smaller of either apno or ahgspn. To create the spouse variables, the cond() function evaluates whether the observation is the first in the by group (\_n==1). If true, the spouse variable is assigned the value of the variable in the second position in the by group; If not true, the spouse variable is assigned the value of the variable in the first position in the by group.*



### 1.1.6. Using the AEGOALT Record

The following more complex retrieval (only shown In STATA) is intended to identify unmarried respondents to the full interview, who are living with their parents, together with information on the number of their siblings of each sex, the number of rooms in the house, the total household size and whether they would prefer to move.

*In STATA ...*

```
use ahid ahsroom ahhszise using ahhresp
sort ahid
save hhinfo, replace
```

```
use ahid apno arel aosex using aegoalt
bysort ahid apno: egen npar = sum(arel==13)
bysort ahid apno: egen nbro = sum((arel==10 | arel==11 | arel==28) & (aosex==1))
bysort ahid apno: egen nsis = sum((arel==10 | arel==11 | arel==28) & (aosex==2))
bysort ahid apno: keep if _n==1
keep if npar>=1
sort ahid apno
save relatives, replace
```

```
use ahid apno asex aage amastat alkmovve aivfio using aindresp if aivfio==1 & amastat>=3
sort ahid apno
merge ahid apno using relatives
tab _merge
```

```
_merge==1: full respondents, but not single living with parents
_merge==2: single living with parents, not full respondents
_merge==3: full respondents and single living with parents
```

```
keep if _merge==3
drop _merge
```

```
sort ahid
merge ahid using hhinfo
tab _merge
keep if _merge==3
```

## 1.2. Linking Data from Different Waves

### 1.2.1. Matching Respondents at Wave One and Wave Two

Here we are only concerned with full respondents at both waves, but want to create a file containing all respondents.

In **SPSS** ...

```
GET FILE BINDRESP
  /KEEP PID BHLGHQ1 BJBSTAT BLRWGHT.
SORT CASES BY PID.
MATCH FILES FILE = */FILE = XWAVEID / by PID.
EXECUTE.
SORT CASES BY AHID APNO.
SELECT IF (AIVFIO = 1 AND BIVFIO =1).
EXECUTE.
MATCH FILES FILE = * /FILE = AINDRESP BY AHID APNO.
EXECUTE.
```

In **STATA**

*WIDE file (Wave 2 variables added to Wave 1 file as separated columns):*

```
foreach w in a b {
    use pid 'w'sex 'w'age 'w'hlghq1 'w'jbstat 'w'ivfio using 'w'indresp if 'w'ivfio==1
    sort pid
    save wave`w', replace
}
merge pid using wavea
tab _merge
keep if _merge==3
```

*LONG file (Wave 2 variables added to Wave 1 file as separate rows):*

```
foreach w in a b {
    use pid 'w'sex 'w'age 'w'hlghq1 'w'jbstat 'w'ivfio using 'w'indresp if 'w'ivfio==1
    renpfix 'w'
    gen wave = index("ab","`w'")
    sort pid
    save wave`w', replace
}
append using wavea
bysort pid: keep if _N==2
```

## 1.2.2. Including Household Level Information

The above examples may be easily adapted to include information from the household level records. Note that most matches of household level information follow this pattern, and match via individual members, since there is no crosswave household identifier.

*In SPSS:*

```
MATCH FILES FILE = BINDRESP /TABLE = BHHRESP /BY = BHID
      /KEEP = PID BHLGHQ1 BJBSTAT BLRWGHT BFIHNMN BFIEQFCB BHHTYPE.
SORT CASES BY PID.
MATCH FILES FILE = * /FILE = XWAVEID /BY = PID.
SELECT IF (AIVFIO EQ 1 AND BIVFIO EQ 1).
SORT CASES BY AHID APNO.
MATCH FILES FILE = * /FILE = AINDRESP /BY AHID APNO.
MATCH FILES FILE = * /TABLE = AHHRESP /BY AHID.
EXECUTE.
```

*In STATA*

*WIDE file (Wave 2 variables added to Wave 1 file as separated columns):*

```
foreach w in a b {
    use 'w'hid 'w'fihhmn 'w'fieqfcb 'w'hhtype using 'w'hhresp
    sort 'w'hid
    save hhinfo`w', replace

    use 'w'hid pid 'w'sex 'w'age 'w'hlgq1 'w'jbstat 'w'ivfio using 'w'indresp if 'w'ivfio==1
    sort 'w'hid

    merge 'w'hid using hhinfo`w'
    tab _merge
    keep if _merge==3
    drop _merge
    sort pid
    save wave`w', replace
}
merge pid using wavea
tab _merge
keep if _merge==3
```

*LONG file (Wave 2 variables added to Wave 1 file as separate rows):*

```
foreach w in a b {
    use 'w'hid 'w'fihhmn 'w'fieqfcb 'w'hhtype using 'w'hhresp
    renprefix 'w'
    sort hid
    save hhinfo`w', replace

    use 'w'hid pid 'w'sex 'w'age 'w'hlgq1 'w'jbstat 'w'ivfio using 'w'indresp if 'w'ivfio==1
    gen wave = index("ab", "w")
    renprefix 'w'
    sort hid
```

```
merge hid using hhinfo`w'  
tab _merge  
drop _merge  
save wave`w', replace  
}  
append using wavea  
bysort pid: keep if _N==2
```

### 1.2.3. Including information about Wave Two Non-respondents

Not all Wave One respondents were interviewed at Wave Two, and it is necessary to take this into account in making links. In the above examples only both wave respondents were included, but in the example below all Wave One respondents are included whatever their Wave Two status

#### *In SPSS*

```
GET FILE = AINDRESP /KEEP = PID ASMOKER AIVFIO.
SORT CASES BY PID.
SELECT IF (AIVFIO EQ 1).
MATCH FILES FILE = * /IN = SM /FILE = XWAVEID /BY = PID.
SELECT IF (SM EQ 1).
SORT CASES BY BHID BPNO.
MATCH FILES FILE = * /FILE = BINDRESP /BY = BHID BPNO.
SELECT IF (SM EQ 1).
RECODE BSMOKER (SYSMIS = -10).
```

#### *In STATA*

##### *WIDE file:*

```
foreach w in a b {
    if "`w'"=="a" {
        use pid 'w'smoker 'w'ivfio using 'w'indresp if 'w'ivfio==1
    }
    else {
        use pid 'w'smoker 'w'ivfio using 'w'indresp
    }
    sort pid
    save wave `w', replace
}
merge pid using wavea
tab _merge
drop if _merge==1 // new entrants at wave 2
drop _merge
mvencode bsmoker, mv(-10)
```

##### *LONG file:*

```
foreach w in a b {
    if "`w'"=="a" {
        use pid 'w'smoker 'w'ivfio using 'w'indresp if 'w'ivfio==1
    }
    else {
        use pid 'w'smoker 'w'ivfio using 'w'indresp
    }
    renpfix 'w'
    gen wave = index("ab", "`w'")
    sort pid
    save wave `w', replace
}
append using wavea
bysort pid (wave): keep if (_N==2) | (_N==1 & wave==1) // drop wave 2 new entrants
```

#### 1.2.4. Matching a Subset of Cases

Here we are concerned with creating a file containing only a subset of cases defined on some substantive variables. This could be done as above, selecting cases out at the end, but it is likely to be more efficient to do it as follows:

In *SPSS* the structure is the same as in the previous example:

```
GET FILE = AINDRESP /KEEP = PID AJBSTAT ASEX AAGE AHLGHQ1 AREGION AIVFIO.
SELECT IF (AJBSTAT EQ 3 AND AIVFIO EQ 1).
SORT CASES BY PID.
MATCH FILES FILE = * /IN = UE /FILE = XWAVEID /BY = PID.
SELECT IF (UE EQ 1).
SORT CASES BY BHID BPNO.
MATCH FILES FILE = * /FILE = BINDRESP /BY = BHID BPNO.
SELECT IF (UE EQ 1).
RECODE BJBSTAT BHLGHQ1 BREGION (SYSMIS = -9).
```

In *STATA*:

*WIDE file:*

```
foreach w in a b {
    if "`w'"=="a" {
        use pid `w'jbstat `w'sex `w'age `w'hlgq1 `w'region `w'ivfio using `w'indresp if `w'ivfio==1 &
        `w'jbstat==3
    }
    else {
        use pid `w'jbstat `w'sex `w'age `w'hlgq1 `w'region `w'ivfio using `w'indresp if `w'ivfio==1
    }
    sort pid
    save wave `w', replace
}
merge pid using wavea
drop if _merge==1
drop _merge
mvencode bjbstat bhlghq1 bregion, mv(-10)
```

*LONG file:*

```
foreach w in a b {
    if "`w'"=="a" {
        use pid `w'jbstat `w'sex `w'age `w'hlgq1 `w'region `w'ivfio using `w'indresp if `w'ivfio==1 &
        `w'jbstat==3
    }
    else {
        use pid `w'jbstat `w'sex `w'age `w'hlgq1 `w'region `w'ivfio using `w'indresp if `w'ivfio==1
    }
    renpfix `w'
    gen wave = index("ab", "`w'")
    sort pid
    save wave `w', replace
}
append using wavea
bysort pid (wave): keep if (_N==2) | (_N==1 & wave==1)
```

### 1.2.5. Constructing a flat cross-wave file at the individual level

The techniques described above can be used to construct a flat file at the person level containing all information from each wave from record types WINDSAMP, WINDALL, WINDRESP, as well as household level information from WHHRESP. More substantial restructuring would be required to include the other record types. Such a flat file would contain around 4000 variables at Wave four, and therefore is not particularly efficient for use in statistical analysis, but it may be a useful way of holding the data, where the main analytical intention is person level panel analysis.

a) matching single wave records together - using the technique described in example 1.1.1 above to match data at the individual level from different files, and the technique shown in 1.1.2 to distribute household level information to the individual level. Thus for wave two, using SPSS:

```
GET FILE=BINDSAMP.SYS.
* NB - select out final location cases only
SELECT IF (BFINLOC EQ 1).
MATCH FILES FILE=* / FILE=BINDALL.SYS / FILE=BINDRESP.SYS
  /BY=BHID BPNO.
EXECUTE.
MATCH FILES FILE=* /TABLE=BHHRESP.SYS / BY=BHID.
* Now sort this so it can be matched later.
SORT CASES BY PID.
SAVE OUTFILE=WAVE2.SYS.
```

This is repeated for each wave separately. It would of course be possible to select at this point the subset of variables which are required for analysis.

b) Matching the waves. This requires that the files are sorted by PID. The cross-wave file XWAVEID should also be matched in, since it provides information about the status of individuals not record at a particular wave. Thus for the first four waves using SPSS:

```
MATCH FILES FILE=XWAVEID.SYS /FILE=WAVE1.SYS /FILE=WAVE2.SYS
  /FILE=WAVE3.SYS /FILE=WAVE4.SYS /BY=PID.
SAVE OUTFILE=XWIND.SYS
```

c) In the file created above there will be system missing values, for example for WINDRESP variables for children, and adults who did not respond at a wave, and for all wave specific variables (except WHID WPNO WVFIO WVFHO, contained on XWAVEID) for individuals not part of the issued sample. Users may want to reset these. Note that there are a limited number of alphanumeric variables on the dataset, and if any of these are included, a single recode statement will not work.

### 1.2.6. Using the Lifetime History Data

At Wave Two and Wave Three a range of lifetime history information was collected, covering, marriages (BMARRIAG), cohabitation spells (BCOHABIT), children (BCHILDAD, BCHILDNT), lifetime employment status (BLIFEMST) and a lifetime job history (CLIFEJOB). These data are all structured as one record for each spell (or child), containing information about the date of the start of the spell (e.g. marriage date, child birth, date of taking job), the end date if any, and other information about the nature of the spell. Thus there is an indeterminate number of records for each respondent. These data have a variety of uses. For spell analysis techniques such as event history analysis the data may be usable in their current form, though it is likely that information from other record types must be matched in. Here we briefly outline two other possible uses: the construction of summary lifetime information, and the restructuring of the information into calendar format.

The construction of summary variables describing lifetime experience, for example, the number of unemployment or cohabitation spells, the number of months unemployed to date etc. use the aggregation techniques described in example 1.1.4 above. Thus to use SPSS to construct an individual level file giving the total number of employment and unemployment spells and the total number of months in each state:

```
GET FILE=BLIFEMST.SYS
COMPUTE NUNEM=0
COMPUTE LUNEM=0
COMPUTE NEMP=0
COMPUTE LEMP=0
*   Create flag variables to indicate if length missing
*   for relevant spell
COMPUTE EMFLAG=0
COMPUTE UMFLAG=0
DO IF (BLESHST GE 1 AND BLESHT LE 3)
COMPUTE NEMP=1
IF (BLESLEN GE 0) LEMP=BLESLEN
IF (BLESLEN LT 0) EMFLAG=1
ELSE IF (BLESHST EQ 4)
COMPUTE NUNEM=1
IF (BLESLEN GE 0) LUNEM=BLESLEN
IF (BLESLEN LT 0) UMFLAG=1
END IF
AGGREGATE OUTFILE = * / PRESORTED /BREAK=BHID BPNO
  /NUNEM LUNEM NEMP LEMP EMFLAG UMFLAG =
  SUM(NUNEM LUNEM NEMP LEMP EMFLAG UMFLAG)
```

For some research purposes calendar information is needed. This restructures the spell data so as to create a vector of variables at the respondent level, with each variable representing the status at a particular time point (e.g. month or year). A number of design issues have to be resolved. For example, where the time interval is longer than that for which the data was collected, then some provision must be made for coding multiple statuses. The following example does not deal with these issues, but simply constructs a monthly calendar of status from age 16 to age 60, derived from the BLIFEMST record.

In SPSS we could do this using the following methods. Note that the first step is to flatten all the separate BLIFEMST records into a single long record.

```
GET FILE=BINDRESP.SYS / KEEP=BHID BPNO BLENDENDM BLEDENDY BDOB M BDOBY
  BDOIM BDOIY
COMPUTE BDOBY=BDOBY-1900
MATCH FILES TABLE=* / FILE=BLIFEMST.SYS / BY=BHID BPNO
SELECT IF (BLEDENDY GE 0)
VECTOR AGEEND (38)
VECTOR AGESTT (38)
```



```
VECTOR STAT (38)
RECODE BLEDENM BLESISM BLESHEM (-1,-2,-9=6)(13=1)(14=4)(15=7)(16=10)
IF (BLESHEY EQ -8) BLESHEY=BDOIY
IF (BLESHEM EQ -8) BLESHEM=BDOIM
DO IF (BLESYSY GE 1)
.   COMPUTE AGESTART=(12*BLESYSY+BLESISM)-(12*BDOBY+BDOBM)-192
ELSE
.   COMPUTE AGESTART=-999
END IF
DO IF (BLESHEY GE 1)
.   COMPUTE AGEEND=(12*BLESHEY+BLESHEM)-(12*BDOBY+BDOBM)-192
ELSE
.   COMPUTE AGEEND=-999
END IF
LOOP #I=1 TO 38
.   DO IF (BLESINO EQ #I)
.       COMPUTE AGESTT(#I)=AGESTART
.       COMPUTE AGEEND(#I)=AGEEND
.       COMPUTE STAT(#I)=BLESIST
.   END IF
END LOOP
AGGREGATE OUTFILE=* /PRESORTED / BREAK=BHID BPNO
/AGESTT1 TO AGESTT38=MAX(AGESTT1 TO AGESTT38)
/AGEEND1 TO AGEEND38=MAX(AGEEND1 TO AGEEND38)
/STAT1 TO STAT38=MAX(STAT1 TO STAT38)
DESCRIPTIVES ALL
VECTOR MSTAT (528)
* PERIOD BEFORE SCHOOL LEAVING
DO IF (AGESTT1 GE 1)
.   COMPUTE #AGE1=AGESTT1
.   IF (#AGE1 GT 528) #AGE1=528
.   LOOP #J=1 TO #AGE1
.       COMPUTE MSTAT(#J)=8
.   END LOOP
END IF
VECTOR AGESTT=AGESTT1 TO AGESTT38
VECTOR AGEEND=AGEEND1 TO AGEEND38
VECTOR STAT=STAT1 TO STAT38
LOOP #K=1 TO 38
.   DO IF (SYSMIS(STAT(#K)))
.       BREAK
.   END IF
.   DO IF (AGESTT(#K) GT -999 AND AGESTT(#K) LE 528 AND AGEEND(#K) GE
1).
.       COMPUTE #AGEST=AGESTT(#K)
.       IF (#AGEST LT 1) #AGEST=1
.       COMPUTE #AGEEN=AGEEND(#K)
.       IF (#AGEEN GT 528) #AGEEN=528
.       DO IF (#AGEEN GE #AGEST)
.           LOOP #L=#AGEST TO #AGEEN
.               COMPUTE MSTAT(#L)=STAT(#K)
.           END LOOP
.       END IF
.   END IF
END LOOP
EXECUTE
SAVE OUTFILE=LIFECAL.SYS
```

As indicated in section III above, the lifetime employment status history (BLIFEMST) and the lifetime job history (CLIFEJOB) were collected at separate waves, but relate to approximately the same time period. Some linkage can be achieved by using the variable CLJESFN, which should correspond to a value of BLESHNO for the same time period. However some histories have the value zero for this variable, indicating that the respondent was not able to link the job to the information from the previous wave which was fed forward. In addition, there are some discrepancies in dating even where an apparent match exists. The Research Centre intends to release as soon as possible, a special purpose combined file, also including information from the panel records.



## Appendix 2. Notes on Derived Variables

Below are notes pertaining to the nature and function of the derived variables which exist in the BHPS database. The exact means of derivation can be found in the procedure files contained within the SIR database. These files are named M1DV for Wave One derived variables, M2DV for Wave Two, M3DV for Wave Three and so on, and MXDV for the cross wave records. If you receive the data in a format other than SIR and would like to study these derivations, a printout of selected procedures can be supplied.

Derived variables are listed according to Record Types, and then alphabetically within these Records. Generic Variable Names are presented (that is, without the wave-specific initial letter). Users should therefore be aware that not all variables appear in all waves. Neither, it should be noted, do all Record Types appear at all waves. Refer to the Cross-Wave Continuity Index for wave occurrence of individual variables.

### Keys to conventions employed in descriptions below:

w = initial letter of all Record and Variable Names, which replaces the wave-specific initial letter (e.g. A = Wave One, B = Wave Two, and so on)

Derived variables sometimes use data taken from earlier, and in some cases, later waves. This is indicated by:

w-1 = indicates the year prior to the wave under investigation:

w+1 = indicates the year following the wave under investigation

LY = indicates the period 12 months prior to the start of fieldwork (e.g. 1 September 1990 or 1 September 1990 - 31 August 1991 for Wave One)

TY = indicates the present period, beginning at the 1 September on which fieldwork begins for a specific wave (e.g. 1 September 1991 for Wave One, 1 September 1992 for Wave Two, etc.)

Variable names are, in part, mnemonic. See *Section III* earlier in this Volume for a table listing some of the conventions employed.

### 2.1. RECORD TYPE wHHSAMP

**wFID** Fieldwork household identifier. This is a string variable and should be treated accordingly in analysis.

**wHHMOVE** Household Mover Indicator. This indicates whether expected Original Sample Members have moved household since earlier wave. Coding as a non-mover household implies that all OSM's who are resident there at Wave w were also resident at the same address at Wave w-1. New entrants may however have moved in. Conversely, coding as a mover household implies that all the OSMs are at a new address. New entrants to the sample may have been resident at the address at the time of the previous wave. Uses wIVNADD wIVIA wIVFHO on Record wHHSAMP.

**wHHWGHT** See section on Weighting earlier in this manual for a description of the derivation of weights. This weight should be used for any analysis at the household level. (cf wXRWGHT on Record wINDRESP and wXEWGHT on Record wINDALL)

- wLADISTC** The local authority districts are aggregated if their population falls below 120,000. This aggregation is on the same basis as that for the Census Sample of Anonymised Records individual sample, and the codes used are the same as those given in Marsh, C. & Teague, A. 'Samples of anonymised records from the 1991 Census', *Population Trends*, 69, 17-26, 1992.  
Internally computed from confidential information on Survey Database.
- wREGION** Standard Region, distinguishing former Metropolitan Counties, and Inner and Outer London.  
Internally computed from confidential information on Survey Database.
- wSTRATA** This indicator distinguishes separate stratification classes used in the sampling procedure. (See Section on Sampling earlier in this manual)
- wXHWGHT** See section on Weighting earlier in this manual. for a description of the derivation of weights. This weight should be used for any analysis at the household level. (cf wXRWGHT on Record wINDRESP and wXEWGHT on Record wINDALL)

## 2.2. RECORD TYPE wINDSAMP

- wMOVEST** Individual Mover Status. Indicates whether sample members have moved location since last Wave. Its is intended to enable measures of household composition change to be computed.  
Uses wFINLOC wIVFIO PID wSAMPST wLVLOC on Record wINDSAMP. Uses wHHMOVE wIVFHO on Record wHHSAMP.
- wSAMPST** Sample Membership Status. This variable distinguishes between Original Sample members, new Permanent Sample members and Temporary Sample members. See Section on Sampling earlier in this manual for a discussion of these terms.  
Uses wFINLOC wIVFIO PID on Record wINDSAMP. Uses MSTAT YOSM on Record XWLSTEN.
- wLEWGHT** Longitudinal Enumerated Individual Weight. See section on Weighting earlier in this manual.
- wLRWGHT** Longitudinal Respondent Weight. See section on Weighting earlier in this manual.

## 2.3. RECORD TYPE wINDALL

- wAGE** Internally computed from confidential information on Survey Database and date of interview variables wDOID wDOIM on Record wINDRESP. Includes imputed data. The imputation flag variable wAGEI (on Record Type wINDALL), as an individual level derived variables, takes the value 1 if the variable was imputed, and 0 or -8 otherwise. See section on Imputation earlier in this manual.
- wAGE12** Two age variables are computed. The age at date of interview is used for most purposes internal to a wave, e.g. computation of household characteristics. The age at 1.12.9TY is intended to ensure consistency in cross-wave comparison. 1st December is also the criterion date for determining whether those close to 16 should be interviewed. Includes imputed data, see entry for wAGE.  
Internally computed from confidential information on Survey Database
- wAGEI** Imputation flag for wAGE and wAGE12 both in Record type wINDALL and Record type wINDRESP. See section on Imputation earlier in this manual for more details on imputation.

<b>wBUNO</b>	<p>This distinguishes the separate benefit unit to which an individual belongs. Benefit units (see also wBUTYPE) are subsets of households, consisting of single individuals or couples, and their dependent children, if any. The value of wBUNO is the person number of the first member of that benefit unit in sequential order of person numbers. wBUNO is missing if there are missing data on input variables, and the benefit unit cannot be inferred.</p> <p>Uses wPNO wHGSPN wHGFNO wHGMNO wHGRA wAGE wHGEST wDEPCHL wHGR2R on Record wINDALL. Uses wHHSIZE on Record wHHRESP. Uses wREL wOPNO on Record wEGOALT.</p>
<b>wBUTYPE</b>	<p>This identifies the type of benefit unit to which an individual belongs. Benefit units (see also wBUNO) are subsets of households, consisting of single individuals or couples, and their dependent children, if any.</p> <p>Uses wHGSEX wMASTAT wAGE wHGEST wHGSPN wHGFNO wHGMNO wBUNO on Record wINDALL.</p>
<b>wDEPCHL</b>	<p>A dependent child is defined as one aged under 16 or aged 16-18 and in school or non-advanced further education, not married and living with parent. If an individual aged 16-18 and in full time education did not receive an interview (to determine their educational status), they were assumed to be dependent children.</p> <p>Uses wAGE wHGMNO wHGFNO wMASTAT wHGEST wVFIOW on Record wINDALL. Uses wSCHOOL wFETYPE on Record wINDRESP.</p>
<b>wHOH</b>	<p>This variable is an indicator of the head of household as defined, for example by the GHS, i.e. the principal owner or renter of the property, and (where there is more than one), the male taking precedence, and (where there is more than one potential HOH of the same sex), the eldest taking precedence. The BHPS household reference person definition is similar except that only the age criterion is used to distinguish multiple potential Household Reference Person(s). In the calculation, where any potential information is missing, the HRP definition takes precedence.</p> <p>Uses wHSOWND wHSOWR1 wHSOWR2 wRENTP1 wRENTP2 on Record wHHRESP. Uses wAGE wHGSEX on Record wINDALL.</p>
<b>wNCHILD</b>	<p>This includes natural children, adopted children and step children, under the age of 16.</p> <p>Uses wPNO wHGSEX wAGE on Record wINDALL. Uses wOPNO wREL on Record wEGOALT.</p>
<b>wRACH16</b>	<p>Whether responsible adult for child under 16. This is copied from Record wINDRESP if full interview, or computed from wHGRA otherwise. This variable is inapplicable for children.</p> <p>Uses wAGE wHGRA wVFIOW on Record wINDALL.</p>
<b>wXEWGHT</b>	<p>Individual weight for any analysis involving enumerated individuals, as distinct from full respondent individuals. See section on Weighting earlier in this manual.</p>
<b>wXRWGHT</b>	<p>Cross-sectional Respondent Weight. See section on Weighting earlier in this manual.</p>
<b>wLEWGHT</b>	<p>Longitudinal Enumerated Individual Weight. See section on Weighting earlier in this manual.</p>
<b>wLRWGHT</b>	<p>Longitudinal Respondent Weight. See section on Weighting earlier in this manual.</p>

## 2.4. RECORD TYPE wHHRESP

<b>wAGECHY</b>	<p>The age of the youngest child in the household (wAGECHY) is computed as the minimum age of children under 16. Households without children are coded as inapplicable. Households containing one or more children with missing ages are coded as missing.</p> <p>Uses wAGE on Record wINDALL.</p>
----------------	--

**wFIEQFCA** wFIEQFCA contains a conversion factor to allow for the effects of household size and composition on needs in making income comparisons. The equivalence scale used in this variable is the McClements scale, as used in publications such as 'Households Below Average Income' (Department of Social Security, 1992). wFIEQFCA is based on the scale to be used with income **after** housing costs are deducted. (See McClements Equivalence Scales Table 29).

**wFIEQFCB** wFIEQFCB contains a conversion factor to allow for the effects of household size and composition on needs in making income comparisons. The equivalence scale used in this variable is the McClements scale, as used in publications such as 'Households Below Average Income' (Department of Social Security, 1992). wFIEQFCB is based on the scale to be used with income **before** housing costs are deducted. (see Table 29) Uses wHGR2R wAGE wDEPCHL on Record wINDALL.

**Table 29 McClements Equivalence Scales**

	Before housing costs	After housing costs
Head	0.61	0.55
Spouse	0.39	0.45
Other second adult	0.46	0.45
Third adult	0.42	0.45
Further adult	0.36	0.40
Dependent child aged:		
0-1	0.09	0.07
2-4	0.18	0.18
5-7	0.21	0.21
8-10	0.23	0.23
11-12	0.25	0.26
13-15	0.27	0.28
16+	0.36	0.38

**wFIHHMB** This sums the values of benefit income in the month before interview for individuals in the household. Includes imputed data. The imputation flag variable wFIHHMBI takes a value 0 if there was no imputation, 1 if some component of an individual h/hold members income was imputed, and 2 if the whole income of one or more h/hold members was imputed. See section on Imputation earlier in this manual. Uses wIVFHO from Record wHHSAMP. Uses wFIMNB wIVFIO from Record wINDRESP.

**wFIHHMBI** Imputation flag. See notes above for variable wFIHHMB.

<b>wFIHHMI</b>	This sums the values of investment income in the month before interview for individuals in the household. Includes imputed data. The imputation flag variable wFIHHMII takes a value 0 if there was no imputation, 1 if some component of an individual h/hold members income was imputed, and 2 if the whole income of one or more h/hold members was imputed. See section on Imputation earlier in this manual. Uses wIVFHO from Record wHHSAMP. Uses wFIMNI wIVFIO from Record WINDRESP.
<b>wFIHHMII</b>	Imputation flag. See notes above for variable wFIHHMI.
<b>wFIHHML</b>	This sums the values of labour income in the month before interview for individuals in the household. Includes imputed data. The imputation flag variable wFIHHMLI takes a value 0 if there was no imputation, 1 if some component of an individual h/hold members income was imputed, and 2 if the whole income of one or more h/hold members was imputed. See section on Imputation earlier in this manual. Uses wIVFHO from Record wHHSAMP. Uses wFIMNL wIVFIO from Record WINDRESP.
<b>wFIHHMLI</b>	Imputation flag. See notes above for variable wFIHHML.
<b>wFIHHMN</b>	This variable sums the values of total income in the month before interview for individuals in the household. Includes imputed data. The imputation flag variable wFIHHMNI takes a value 0 if there was no imputation, 1 if some component of an individual h/hold members income was imputed, and 2 if the whole income of one or more h/hold members was imputed. See section on Imputation earlier in this manual. Uses wIVFHO on Record wHHSAMP. Uses wFIMN wIVFIO on Record WINDRESP.
<b>wFIHHMNI</b>	Imputation flag. See notes above for variable wFIHHMN.
<b>wFIHHMNL</b>	This sums the values of non-labour income in the month before interview for individuals in the household. Includes imputed data. The imputation flag variable wFIHMNLI takes a value 0 if there was no imputation, 1 if some component of an individual h/hold members income was imputed, and 2 if the whole income of one or more h/hold members was imputed. See section on Imputation earlier in this manual. Uses wIVFHO from Record wHHSAMP. Uses wFIMNNL wIVFIO from Record WINDRESP.
<b>wFIHHMP</b>	This sums the values of pension income in the month before interview for individuals in the household. Includes imputed data. The imputation flag variable wFIHHMPI takes a value 0 if there was no imputation, 1 if some component of an individual h/hold members income was imputed, and 2 if the whole income of one or more h/hold members was imputed. See section on Imputation earlier in this manual. Uses wIVFHO from Record wHHSAMP. Uses wFIMNP wIVFIO from Record WINDRESP.
<b>wFIHHMPI</b>	Imputation flag. See notes above for variable wFIHHMP.
<b>wFIHHMT</b>	This sums the values of pension income in the month before interview for individuals in the household. Includes imputed data. The imputation flag variable wFIHHMTI takes a value 0 if there was no imputation, 1 if some component of an individual h/hold members income was imputed, and 2 if the whole income of one or more h/hold members was imputed. See section on Imputation earlier in this manual. Uses wIVFHO from Record wHHSAMP. Uses wFIMNT wIVFIO from Record WINDRESP.
<b>wFIHHMTI</b>	Imputation flag. See notes above for variable wFIHHMT.



<b>wFIHHYB</b>	This variable sums the values of annual benefit income in the reference year, that is the twelve months prior to the start of the interview period (1st Sept.) for individuals in the household. Includes imputed data. The imputation flag variable wFIHHYBI takes a value 0 if there was no imputation, 1 if some component of an individual household members income was imputed, and 2 if the whole income of one or more household members was imputed. See section on Imputation earlier in this manual . Uses wIVFHO on Record wHHSAMP. Uses wFIYRB wIVFIO on Record wINDRESP.
<b>wFIHHYBI</b>	Imputation flag. See notes above for variable wFIHHYB.
<b>wFIHHYI</b>	This variable sums the values of annual investment income in the reference year, that is the twelve months prior to the start of the interview period (1st Sept.) for individuals in the household. The imputation flag variable wFIHHYII takes a value 0 if there was no imputation, 1 if some component of an individual household members income was imputed, and 2 if the whole income of one or more household members was imputed. See section on Imputation earlier in this manual . Uses wIVFHO on Record wHHSAMP. Uses wFIYRI wIVFIO on Record wINDRESP.
<b>wFIHHYII</b>	Imputation flag. See notes above for variable wFIHHYI.
<b>wFIHHYL</b>	This variable sums the values of annual labour income in the reference year, that is the twelve months prior to the start of the interview period (1st Sept.) for individuals in the household. Includes imputed data. The imputation flag variable wFIHHYLI takes a value 0 if there was no imputation, 1 if some component of an individual household members income was imputed, and 2 if the whole income of one or more household members was imputed. See section on Imputation earlier in this manual . Uses wIVFHO on Record wHHSAMP. Uses wFIYRL wIVFIO on Record wINDRESP.
<b>wFIHHYLI</b>	Imputation flag. See notes above for variable wFIHHYL.
<b>wFIHHYNI</b>	Imputation flag. See notes above for variable wFIHHYNL.
<b>wFIHHYNL</b>	This variable sums the values of annual non-labour income in the reference year, that is the twelve months prior to the start of the interview period (1st Sept.) for individuals in the household. Includes imputed data. The imputation flag variable wFIHHYNI takes a value 0 if there was no imputation, 1 if some component of an individual household members income was imputed, and 2 if the whole income of one or more household members was imputed. See section on Imputation earlier in this manual . Uses wIVFHO on Record wHHSAMP. Uses wFIYRNL wIVFIO on Record wINDRESP.
<b>wFIHHYP</b>	This variable sums the values of annual pension income in the reference year, that is the twelve months prior to the start of the interview period (1st Sept.) for individuals in the household. Includes imputed data. The imputation flag variable wFIHHYPI takes a value 0 if there was no imputation, 1 if some component of an individual household members income was imputed, and 2 if the whole income of one or more household members was imputed. See section on Imputation earlier in this manual . Uses wIVFHO on Record wHHSAMP. Uses wFIYRP wIVFIO on Record wINDRESP.
<b>wFIHHYPI</b>	Imputation flag. See notes above for variable wFIHHYP.
<b>wFIHHYR</b>	This variable sums the values of annual total income in the reference year, that is the twelve months prior to the start of the interview period (1st Sept.) for individuals in the household. Includes imputed data. The imputation flag variable wFIHHYRI takes a value 0 if there was no imputation, 1 if some component of an individual h/hold members income was imputed, and 2 if the whole income of one or more h/hold members was imputed. See section on Imputation earlier in this manual . Uses wIVFHO on Record wHHSAMP. Uses wFIYR wIVFIO on Record wINDRESP.
<b>wFIHHYRI</b>	Imputation flag. See notes above for variable wFIHHYR.

<b>wFIHHYT</b>	This variable sums the values of annual transfer income in the reference year, that is the twelve months prior to the start of the interview period (1st Sept.) for individuals in the household. The imputation flag variable wFIHHYTI takes a value 0 if there was no imputation, 1 if some component of an individual household members income was imputed, and 2 if the whole income of one or more household members was imputed. See section on Imputation earlier in this manual Uses wVFO on Record wHHSAMP. Uses wFIYRT wVFO on Record wINDRESP.
<b>wFIHHYTI</b>	Imputation flag. See notes above for variable wFIHHYT.
<b>wFIHMNLI</b>	Imputation flag. See notes above for variable wFIHMMNL.
<b>WHHDC</b>	Indicates those households for which there was no completed household level questionnaire.
<b>wHHSIZE</b>	Calculated by summing the number of individuals per household.
<b>WHHTYPE</b>	This classification, closely related to that used in GHS published data, relates to size of household, whether there is a married couple present, and whether there are dependent children. For the purposes of this classification, married and cohabiting couples are treated as equivalent, and dependent children include those up to the age of 18, if they are still in (non-advanced) full time education. The elderly are defined as those over pensionable age (60 for women and 65 for men). Couple and lone parent households may contain other individuals who were not family members. Uses wHHSIZE wNKIDS wNCH1618 wNCOUPLE wNONEPAR on Record wHHRESP. Uses wAGE wHGSEX wMASTAT wHGSPN wHGFNO wHGMNO wDEPCHL on Record wINDALL.
<b>AHHWGHT</b>	See entry in Record type wHHSAMP
<b>wHLGHQ1</b>	This measure converts valid answers to questions wGHQA to wGHQL to a single scale by recoding so that the scale for individual variables runs from 0 to 3 instead of 1 to 4, and then summing, giving a scale running from 0 (the least distressed) to 36 (the most distressed). See Cox, B.D <i>et al</i> , <i>The Health and Lifestyle Survey</i> . (London: Health Promotion Research Trust, 1987).
<b>wHLGHQ2</b>	This measure converts valid answers to questions wGHQA to wGHQL to a single scale by recoding 1 and 2 values on individual variables to 0, and 3 and 4 values to 1, and then summing, giving a scale running from 0 (the least distressed) to 12 (the most distressed). Reference as above.
<b>wHSVALI</b>	Imputation flag for wHSVAL. See note for wMGNEWI.
<b>wLADISTC</b>	See entry in Record type wHHSAMP
<b>wMGNEWI</b>	Imputation flag for wMGNEW. For variables directly associated with a question, the imputation flag takes the missing value code of the original variable (e.g. Don't know, refuse, etc.) if imputed, and 0 if not imputed, or -8 if the variable was inapplicable. See section on Imputation earlier in this manual .
<b>wNA75PL</b>	This variable is missing if any elderly person has a missing age. Uses wAGE on Record wINDALL.
<b>wNCH02</b>	This variable is missing if any child in the household has a missing age.
<b>wNCH1215</b>	This variable is missing if any child in the household has a missing age. Uses wAGE on Record wINDALL.

<b>wNCH1618</b>	This measures the number of dependent children in the household aged 16 and over. Dependent children are defined as those unmarried, aged under 19, and in school or non-advanced further education. The sum of this variable and wNKIDS gives the total number of dependent children in the household. This variable is missing if any person in the household has a missing age, or if a child in the age range has a missing employment status. Uses wAGE wDEPCHL on Record wINDALL. Uses wAGE on Record wINDALL.
<b>wNCH34</b>	This variable is missing if any child in the household has a missing age. Uses wAGE on Record wINDALL.
<b>wNCH511</b>	This variable is missing if any child in the household has a missing age. Uses wAGE on Record wINDALL.
<b>wNCOUPLE</b>	Number of couples (married or cohabiting) in household. This is based on de facto marital status, and does not include couples where one partner is non-resident. Uses wMASTAT wHGSPN on Record wINDALL.
<b>wNEMP</b>	Number of employed persons in household - derived from AHGEST at Wave One. Uses wHGEMP on Record wINDALL.
<b>wNKIDS</b>	This is the total number of children in the household aged under 16. This total may differ from the total of wNCH02+wNCH34+wNCH511+wNCH1215 as it includes children whose age is missing. Uses wAGE on Record wINDALL.
<b>wNONEPAR</b>	This counts the number of single parents with dependent children in the household, where a dependent child is defined as in wDEPCHL. Uses wAGE wHGFNO wHG MNO wHGRA wRACH16 wHGSPN wDEPCHL on Record wINDALL.
<b>wNPENS</b>	Number in household of pensionable age, i.e. 60 and over for women, and 65 and over for men. Uses wAGE wHGSEX on Record wINDALL.
<b>wNUE</b>	Number of unemployed persons in household - derived from wHGEST.
<b>wNWAGE</b>	Number of women aged 16-59 and men aged 16-64. Uses wAGE wHGSEX on Record wINDALL.
<b>wNWED</b>	Includes married and cohabiting, based on status within household, rather than legal status. Uses wMASTAT on Record wINDALL.
<b>wPHONE</b>	This uses the telephone verification question to check the presence of a telephone in the household. A telephone is assumed to be present if a number was given, or was refused.
<b>wREGION</b>	See entry in Record type wHHSAMP
<b>wRENTGI</b>	Imputation flag for wRENTG. See note above for wMGNEWI.
<b>wRENTI</b>	Imputation flag for wRENT. See note above for wMGNEWI.
<b>wTENURE</b>	Uses wMGHAVE wRENTLL wRENTF wHSOWND on Record wHHRESP.
<b>wXPFUEL</b>	Monthly fuel expenditure on oil, gas, electricity. Uses wXPGAS wXPLEC wXPOIL on Record wHHRESP.

- wXPGAS** Monthly expenditure on gas, computed from wXPGASL or wXPGASLW, depending on the means of payment.  
Uses wHEATYP wGASUSE wGASWAY wXPGASL wXPGASW wXPGASLW on Record wHHRESP.
- wXPHSG** This measures gross monthly mortgage or rent costs. In the case of renters who receive housing benefit, either partial or complete, this variable includes the rent before the rebate. This variable is zero for houses rent free or owned outright. Includes imputed data. For housing related derived variables the imputation flag wXPHSGI takes the value 1 if the variable was imputed, and 0 or -8 otherwise.  
Uses wHSOWND wRENTHB wRENTG wRENTGW wRENT wRENTW wMGHAVE wXPMG on Record wHHRESP.
- wXPHSGI** Imputation flag. See notes above for variable wXPHSG.
- wXPHSN** This measures net monthly mortgage or rent costs. In the case of renters who receive housing benefit, either partial or complete, this variable includes the rent after the rebate. This variable is zero for houses rent free or owned outright. Includes imputed data. For housing related derived variables the imputation flag (here AXPHSNI) takes the value 1 if the variable was imputed, and 0 or -8 otherwise.  
Uses wHSOWND wRENTHB wRENTG wRENTGW wRENT wRENTW wMGHAVE wXPMG on Record wHHRESP.
- wXPHSNI** Imputation flag. See notes above for variable wXPHSN.
- wXPLEC** Monthly expenditure on electricity, computed from wXPLECL or wXPLECLW, depending on the means of payment.  
Uses wLECWAY wXPLECL wXPLECW wXPLECLW on Record wHHRESP.
- wXPMGI** Imputation flag for wXPMG. See note above for wMGNEWI.
- wXPOIL** Monthly expenditure on heating oil, computed from estimated annual expenditure (wXPOILY).  
Uses wHEATYP wXPOILY on Record wHHRESP.

## 2.5. RECORD TYPE wINDRESP

- wAGE** Copied variable. See entry in wINDALL.
- wAGE12** Copied variable. See entry in wINDALL.
- wBUNO** Copied variable. See entry in wINDALL.
- wBUTYPE** Copied variable. See entry in wINDALL.
- wCJSTEN** This measures the length of time in the current labour market spell, whether, employee, self employed or not employed in number of days. Where day is missing, this is assumed to be one. For years before 199LY, where month is missing, this is assumed to be July.  
Uses wJBHAS wJBOFF wJBBGD wJBBGM wJBBGY wJBSEMP wJSBGD wJSBGM wJSBGY wCJSBGD wCJSBGM wCJSBGY wDOID wDOIM on Record wINDRESP
- wCJSWK9** This variable measures the number of weeks in the current labour market spell which fell into the reference year (1.9.9LY -31.8.9TY). The measure is exact (i.e. number of days divided by seven).  
Uses wJBHAS wJBOFF wJBSEMP wJBSTAT wJBBGD wJBBGM wJBBGY wJSBGD wJSBGM wJSBGY wCJSBGD wCJSBGM wCJSBGY wCJSBLY wJLYID wJTYID on Record wINDRESP.

- wEDGEN** This variable measures the number of days in the year to 1.9.9TY spent in general training (i.e. training not related to a particular job). It is based on the variables wJBED, etc, and wEDNEW, etc. Codes at wJBED4-5 and wEDNEW3-4 are taken to indicate general training. Days associated with such training purposes are allocated to this variable. If specific purposes are also identified, then the days are partitioned between the two types.  
Uses wJBHAS wJBSEMP wJBED wJBED1 wJBED2 wJBED3 wJBED4 wJBED5 wJBEDD wEDNEW wEDNEW1 wEDNEW2 wEDNEW3 wEDNEW4 wEDNEWD on Record wINDRESP
- wEDSPEC** This variable measures the number of days in the year to 1.9.9TY spent in specific training (i.e. training related to a particular job). It is based on the variables wJBED, etc, and wEDNEW, etc. Codes at wJBED1-3 and wEDNEW1-2 are taken to indicate general training. Days associated with such training purposes are allocated to this variable. If specific purposes are also identified, then the days are partitioned between the two types.  
Uses wJBHAS wJBSEMP wJBED wJBED1 wJBED2 wJBED3 wJBED4 wJBED5 wJBEDD wEDNEW wEDNEW1 wEDNEW2 wEDNEW3 wEDNEW4 wEDNEWD on Record wINDRESP.
- wFIHHMNI** Imputation flag for wFIHHMN taking the value 1 if the variable was imputed, and 0 or -8 otherwise. See section on Imputation earlier in this manual.
- wFIMN** This variable is the sum of wFIMNL (non-labour income), and labour income, taken from wPAYGU, wJSPROF, wJSPAYG as appropriate. Income from second jobs is also added if non- missing. For proxy cases estimated total personal income (APRFITB) is used, taking the mid point of each band (£3300 pcm for the highest band). Includes imputed data. As this is an individual level derived variable, the imputation flag variable wFIMNTHI takes the value 1 if imputed, and 0 or -8 otherwise.  
Uses wFIMNL wPAYGU wJBSEMP wJSACCS wJSPROF wJSPAYG wJ2PAY wPRFITB on Record wINDRESP.
- wFIMNB** This variable totals all receipts from state benefits (including NI retirement pension), recieved in the month before interview. It is constructed by summing the amount received converted to a monthly basis, for all wINCOME Records where the wFICODE takes the values 1,5,6,16 to 22, or 31 to 41, and where the amount is currently being received. Jointly received payments are treated as described in the documentation to wFIM09L on Record wINCOME. Includes imputed data. As this is an individual level derived variable, the imputation flag variable wFIMNBI takes the value 1 if imputed, and 0 or -8 otherwise.  
Uses wNF1 on Record wINDRESP. Uses wFICODE wFRVAL wFRW wFRNOW wFRJT on Record wINDRESP.
- wFIMNBI** Imputation flag for wFIMNB taking the value 1 if the variable was imputed, and 0 or -8 otherwise. See section on Imputation earlier in this manual.
- wFIMNI** This variable totals the estimated income from savings and investments, and receipts from rented property, recieved in the month before interview. Income from investments is only collected as a banded variable, and the monthly value is estimated as follows: if wFIYRDI = 2, then income is £5, if wFIYRDI = 3 then income is £50, and if wFIYRDI = 4 then income is £150. Rent income calculated by summing the amount received, converted to a monthly basis, for all wINCOME Records where the wFICODE takes the values 55 or 56, and where the amount is currently being received. Jointly received payments are treated as described in the documentation to wFIM09L on Record wINCOME. Includes imputed data. As this is an individual level derived variable, the imputation flag variable wFIMNII takes the value 1 if imputed, and 0 or -8 otherwise.  
Uses wNF1 wFIYRDI on Record wINDRESP. Uses wFICODE wFRVAL wFRW wFRNOW wFRJT on Record wINDRESP.
- wFIMNII** Imputation flag for wFIMNI taking the value 1 if the variable was imputed, and 0 or -8 otherwise. See section on Imputation earlier in this manual.

<b>wFIMNL</b>	Labour Income in month before interview. Includes imputed data. As this is an individual level derived variable, the imputation flag variable wFIMNLI takes the value 1 if imputed, and 0 or -8 otherwise. Uses wJ2PAY wPAYGU wJBSEMP wJSACCS wJSPROF wJSPAYG wPRFITB wVFIO from Record wINDRESP
<b>wFIMNLI</b>	Imputation flag for wFIMNL taking the value 1 if the variable was imputed, and 0 or -8 otherwise. See section on Imputation earlier in this manual.
<b>wFIMNNL</b>	This variable sums the values of wFIMNP wFIMNB wFIMNT and wFIMNI. Includes imputed data. As this is an individual level derived variable, the imputation flag variable wFIMNNLI takes the value 1 if imputed, and 0 or -8 otherwise. Uses wFIMNP wFIMNB wFIMNT wFIMNI on Record wINDRESP.
<b>wFIMNNLI</b>	Imputation flag for wFIMNNL taking the value 1 if the variable was imputed, and 0 or -8 otherwise. See section on Imputation earlier in this manual.
<b>wFIMNP</b>	This variable totals all receipts from non-state pension sources, received in the month before interview. It is constructed by summing the amount received, converted to a monthly basis, for all wINCOME Records where the wFICODE takes the values 2, 3 or 4, and where the amount is currently being received. Jointly received payments are treated as described in the documentation to wFIM09L on Record wINCOME. wFIMNP is missing if the variable wNF1 is coded 'Refused'. Includes imputed data. As this is an individual level derived variable, the imputation flag variable wFIMNPI takes the value 1 if imputed, and 0 or -8 otherwise. Uses wNF1 on Record wINDRESP. Uses wFICODE wFRVAL wFRW wFRNOW wFRJT on Record wINDRESP.
<b>wFIMNPI</b>	Imputation flag for wFIMNP taking the value 1 if the variable was imputed, and 0 or -8 otherwise. See section on Imputation earlier in this manual.
<b>wFIMNT</b>	This variable totals all receipts from other transfers, (including education grants, sickness insurance, maintenance, foster allowance and payments from TU/Friendly societies, from absent family members), received in the month before interview. It is constructed by summing the amount received, converted to a monthly basis, for all wINCOME Records where wFICODE takes the values 51, 52, 53, 54, 57, 58 or 59, and where the amount is currently being received. Jointly received payments are treated as described in the documentation to wFIM090 on Record wINCOME. Includes imputed data. As this is an individual level derived variable, the imputation flag variable wFIMNTI takes the value 1 if imputed, and 0 or -8 otherwise. Uses wNF1 on Record wINDRESP. Uses wFICODE wFRVAL wFRW wFRNOW wFRJT on Record wINDRESP.
<b>wFIMNTHI</b>	Imputation flag for wFIMN taking the value 1 if the variable was imputed, and 0 or -8 otherwise. See section on Imputation earlier in this manual.
<b>wFIMNTI</b>	Imputation flag for wFIMNT taking the value 1 if the variable was imputed, and 0 or -8 otherwise. See section on Imputation earlier in this manual.
<b>wFIYEARI</b>	Imputation flag for wFIYR taking the value 1 if the variable was imputed, and 0 or -8 otherwise. See section on Imputation earlier in this manual.
<b>wFIYR</b>	Includes imputed data. As this is an individual level derived variable, the imputation flag variable takes the value 1 if imputed, and 0 or -8 otherwise. Uses wFIYRL wFIYRNL on Record wINDRESP.

- wFIYRB** This variable totals all receipts from state benefits (including NI retirement pensions), received in the months from 1st. September in the year prior to the interview until 31st August in the year in which interviewing begins. It is constructed by summing the estimated amounts received, (in the variables wFIM09L-wFIM08T), for all wINCOME records where wFICODE takes the values 1,5,6,16 to 22, or 31 to 41. Jointly received payments are treated as described in the documentation to wFIM09L on record wINCOME. Includes imputed data. As this is an individual level derived variable, the imputation flag variable wFIYRBI takes the value 1 if imputed, and 0 or -8 otherwise. Uses wNF1 on Record wINDRESP. Uses wFICODE wFIM09L wFIM10L wFIM11L wFIM12L wFIM01T wFIM02T wFIM03T wFIM04T wFIM05T wFIM06T wFIM07T wFIM08T on Record wINCOME.
- wFIYRBI** Imputation flag for wFIYRB taking the value 1 if the variable was imputed, and 0 or -8 otherwise. See section on Imputation earlier in this manual.
- wFIYRDI** Imputation flag for wFIYRDI taking the missing value code of the original variable (e.g. Don't know, refuse, etc.) if imputed, and 0 if not imputed, or -8 if the variable was inapplicable.
- wFIYRI** This variable totals the estimated income from savings and investments, and all receipts from rent from property or boarders and lodgers, received in the months from September in the year prior to the interview until August in the year in which interviewing begins. Income from investments is only collected as a banded variable, and the annual value is estimated as follows: if wFIYRDI = 2, then income is £60, if wFIYRDI = 3 then income is £600, and if wFIYRDI = 4 then income is £1800. Rent income is constructed by summing the estimated amounts received, (in the variables wFIM090-wFIM081), for all wINCOME Records where wFICODE takes the values 55 or 56. Jointly received payments are treated as described in the documentation to wFIM090 on Record wINCOME. Includes imputed data. As this is an individual level derived variable, the imputation flag variable wFIYRII takes the value 1 if imputed, and 0 or -8 otherwise. Uses wNF1 wFIYRDI on Record wINDRESP. Uses wFICODE wFIM09L wFIM10L wFIM11L wFIM12L wFIM01T wFIM02T wFIM03T wFIM04T wFIM05T wFIM06T wFIM07T wFIM08T on Record wINCOME.
- wFIYRII** Imputation flag for wFIYRI taking the value 1 if the variable was imputed, and 0 or -8 otherwise. See section on Imputation earlier in this manual.
- wFIYRL** This variable computes annual labour income in the reference year from September in the year prior to the interview until September in the year in which interviewing begins. There are three basic components: 1) Pay from current job where this started before 1.9.9LY. This is calculated as the mean of monthly gross pay at 1.9.9TY (wPAYGTY) and monthly gross pay at 1.9.9LY (wPAYGLY), multiplied by 12. **or** 2) Pay from current job where this started after 1.9.9LY but before 1.9.9TY. This is calculated as the mean of monthly gross pay at 1.9.9TY (wPAYGTY) and gross monthly starting pay in current job (calculated here) multiplied by the number of elapsed weeks in current job in reference year (wCJSWK9) divided by 4.33. **and/or** 3) Pay from previous jobs, calculated as the sum over all jobs of monthly gross pay (wJHGPAY) times elapsed weeks in reference year (wJHSPW), divided by 4.33. Includes imputed data. As this is an individual level derived variable, the imputation flag variable wFIYRLI takes the value 1 if imputed, and 0 or -8 otherwise. Uses wJBHAS wJBOFF wCJSBLY wCJSWK9 wJTYID wJLYID wNJBWKS wPAYGU wPAYGTY wPAYGLY wPAYS wPAYSW wPAYSG on Record wINDRESP. Uses wJHSTAT wJHGPAY wJHSPW on Record wJOBHIST
- wFIYRLI** Imputation flag for wFIYRL taking the value 1 if the variable was imputed, and 0 or -8 otherwise. See section on Imputation earlier in this manual.

<b>wFIYRNL</b>	This variables is the sum of wFIYRP, wFIYRB, wFIYRT and wFIYRI. Includes imputed data. As this is an individual level derived variable, the imputation flag variable wFIYRNLI takes the value 1 if imputed, and 0 or -8 otherwise. Uses wFIYRP wFIYRB wFIYRT wFIYRI on Record wINDRESP.
<b>wFIYRNLI</b>	Imputation flag for wFIYRNL taking the value 1 if the variable was imputed, and 0 or -8 otherwise. See section on Imputation earlier in this manual.
<b>wFIYRP</b>	This variable totals all receipts from non-state pension sources, received in the months from September 199LY to August 199TY. It is constructed by summing the estimated amounts received, (in the variables wFIM09L-wFIM08T), for all wINCOME Records where wFICODE takes the values 2,3 or 4. Jointly received payments are treated as described in the documentation to wFIM09L on Record wINCOME. Includes imputed data. As this is an individual level derived variable, the imputation flag variable wFIYRPI takes the value 1 if imputed, and 0 or -8 otherwise. Uses wNF1 on Record wINDRESP. Uses wFICODE wFIM09L wFIM10L wFIM11L wFIM12L wFIM01T wFIM02T wFIM03T wFIM04T wFIM05T wFIM06T wFIM07T wFIM08T on Record wINCOME.
<b>wFIYRPI</b>	Imputation flag for wFIYRP taking the value 1 if the variable was imputed, and 0 or -8 otherwise. See section on Imputation earlier in this manual.
<b>wFIYRT</b>	This variable totals all receipts from other transfers (including education grants, sickness insurance, maintenance, foster allowance and payments from TU/Friendly societies, from absent family members), received in the months from September 199LY to August 199TY. It is constructed by summing the estimated amounts received, (in the variables wFIM09L-wFIM08T), for all wINCOME records where wFICODE takes the values 51,52,53,54, 57,58,59. Jointly received payments are treated as described in the documentation to wFIM09L on Record wINCOME. Includes imputed data. As this is an individual level derived variable, the imputation flag variable wFIYRTI takes the value 1 if imputed, and 0 or -8 otherwise. Uses wNF1 on Record wINDRESP. Uses wFICODE wFIM09L wFIM10L wFIM11L wFIM12L wFIM01T wFIM02T wFIM03T wFIM04T wFIM05T wFIM06T wFIM07T wFIM08T on Record wINCOME.
<b>wFIYRTI</b>	Imputation flag for wFIYRT taking the value 1 if the variable was imputed, and 0 or -8 otherwise. See section on Imputation earlier in this manual.
<b>wHHSIZE</b>	Copied variable. See entry in wHHRESP.
<b>wHHTYPE</b>	Copied variable. See entry in wHHRESP.
<b>wHOH</b>	Copied variable. See entry in wINDALL.
<b>wINWGHT</b>	Individual Respondent Weight. See section on Weighting earlier in this manual for a description of the derivation of weights and discussion as to their use. This weight should be used for analysis which uses only individual respondents to the full questionnaire. Proxy subjects have a will have weight of zero on this variable. (The variable wXHWGHT should be used for analyses at the household level.
<b>wJ2PAYI</b>	Imputation flag for wJ2PAY taking the missing value code of the original variable (e.g. Don't know, refuse, etc.) if imputed, and 0 if not imputed, or -8 if the variable was inapplicable.
<b>wJBFT</b>	This measure is based on total hours, i.e. including both normal and overtime hours. It is computed for both employees and the self employed. Uses wJBHAS wJBOFF wJBSEMP wJBHRS wJBOT wJSHRS on Record wINDRESP.



<b>wJBGOLD</b>	Computed using the CAMCON facility in CASOC. See the Section on Data collection and Fieldwork in Volume A. See also Goldthorpe, JH and Hope, K (1974) <i>The Social Grading of Occupations: A New Approach and Scale</i> , Oxford: Clarendon Press. Uses wJBSEMP wJBMNGR wJBSIZE wJSBOSS wJSSIZE wJBSOC wJBHAS wJBOFF on Record wINDRESP.
<b>wJBRGSC</b>	Computed using the CAMCON facility in CASOC. This computes the Registrar General's Social Class for those currently employed based on the 3 digit Standard Occupational Classification (SOC), and employment status variables. The classification is described in <i>Standard Occupational Classification, Volume 3: Social Classifications and Coding Methodology</i> (London OPCS/HMSO 1991). Uses wJBHAS wJBOFF wJBMNGR wJSBOSS wJBSOC on Record wINDRESP.
<b>wJBSEG</b>	Computed using the CAMCON facility in CASOC. This computes the Socio-Economic Group for those currently employed, based on the 3 digit Standard Occupational Classification (SOC), and employment status variables. The classification is described in <i>Standard Occupational Classification, Volume 3: Social Classifications and Coding Methodology</i> . (London OPCS/HMSO 1991). Uses wJBSEMP wJBMNGR wJBSIZE wJSBOSS wJSSIZE wJBSOC wJBHAS wJBOFF on Record wINDRESP
<b>wJBSOCLY</b>	Computed using the CAMCON facility in CASOC. Uses wJLYID wJBHAS wJBOFF wJBSOC on Record wINDRESP. Uses wJHSOC on Record wJOBHIST. For complete SOC coding frame see Appendix.
<b>wJBSTATL</b>	This is the equivalent to wJBSTAT, for 1.9.9LY. If wJLYID = 0, wJBSTATL = wJBSTAT; if wJLYID is greater than 0, then wJBSTATL is based on wJHSTAT for the job history spell referenced. Uses wJLYID wJBHAS wJBOFF wJBSTAT on Record wINDRESP. Uses wJSPNO wJHSTAT wJHSEMP on Record wJOBHIST.
<b>wJBSTATT</b>	This is the equivalent to wJBSTAT, for 1.9.9TY. If wJTYID = 0, wJBSTATT = wJBSTAT; if wJTYID is greater than 0, then wJBSTATT is based on wJHSTAT for the job history spell referenced. Uses wJTYID wJBHAS wJBOFF wJBSTAT on Record wINDRESP. Uses wJSPNO wJHSTAT on Record wJOBHIST.
<b>wJLGOLD</b>	Computed using the CAMCON facility in CASOC. This computes the Goldthorpe social class classification for the previous job of those who have not held a job since 1.9.9LY. See note for wJBGOLD above. Uses wJBHAD wJLSEMP wJLMNGR wJLSIZE wJLBOSS wJLSOC on Record wINDRESP
<b>wJLID</b>	This variable provides a means of identifying the latest job (i.e. the current job or the most recent if not currently employed). Uses wJBHAS wJBOFF wJBSTAT wCJSBLY wNJBS wJBHAD on Record wINDRESP. Uses wJSPNO wJHSTAT on Record wJOBHIST.
<b>wJLRGSC</b>	Computed using the CAMCON facility in CASOC. This computes Registrar General's Social Class for the previous job of those who have not held a job since 1.9.9LY. See note for wJBRGSC above. Uses wJBHAD wJLSEMP wJLMNGR wJLSIZE wJLBOSS wJLSOC on Record wINDRESP.
<b>wJLSEG</b>	Computed using the CAMCON facility in CASOC. This computes the Socio-Economic Group for the last job for those without a job since 1.9.9LY. See note for wJBSEG above. Uses wJBHAD wJLSEMP wJLMNGR wJLSIZE wJLBOSS wJLSOC on Record wINDRESP.

<b>wJLYID</b>	This variable identifies the respondent's labour market spell for 1 September 199LY (i.e. it identifies the current labour market spell if this started before 1.9.9LY, and the relevant wJOBHIST Record if not). Uses wJBSTAT wCJSBLY wCJSBGD wCJSBGM wCJSBGY wIVFIO on Record wINDRESP. Uses wJSPNO on Record wJOBHIST.
<b>wJSPAYG</b>	This computes a monthly self-employed gross pay variable if a self-employed respondent does not draw up profit and loss accounts. It is inapplicable for those who are not self-employed, and the self employed who draw up accounts. (cf. wJSPROF) Uses wJBSEMP wJSACCS wJSPAYL wJSPYBM wJSPYBY wJSPYEM wJSPYEY on Record wINDRESP.
<b>wJSPAYGI</b>	Imputation flag for wJSPAYG taking the value 1 if the variable was imputed, and 0 or -8 otherwise. See section on Imputation earlier in this manual.
<b>wJSPROF</b>	This computes a monthly self-employed profit variable for self-employed respondents who draw up profit and loss accounts. It is inapplicable for those who are not self-employed, and the self employed who do not draw up accounts. (cf. wJSPAYG) Uses wJBSEMP wJSACCS wJSPAYL wJSPYBM wJSPYBY wJSPYEM wJSPYEY on Record wINDRESP.
<b>wJSPROFI</b>	Imputation flag for wJSPROF taking the value 1 if the variable was imputed, and 0 or -8 otherwise. See section on Imputation earlier in this manual.
<b>wJTYID</b>	This variable identifies the respondent's labour market spell for 1 September 199TY (i.e. it identifies the current labour market spell if this started before 1.9.9TY, and the relevant wJOBHIST Record if not). Uses wJBHAS wJBOFF wJBSEMP wJBSTAT wJBBGD wJBBGM wJBBGY wJSBGD wJSBGM wJSBGY wCJSBGD wCJSBGM wCJSBGY wCJSBLY on Record wINDRESP. Uses wJSPNO wJHBGD wJHBGM wJHBGY wJHSTAT on Record wJOBHIST.
<b>wLJNREC</b>	Gives the total number of lifetime job history records from the Record Type wLIFEJOB, includes the computed record for current job. Uses wHID wPNO wLJHAD on Record wINDRESP. Uses wHID wPNO on Record wLIFEJOB.
<b>wLJLRST</b>	Shows status type for last job history records from the Record Type CLIFEJOB, this makes it possible to determine whether information about other jobs is to be expected in any of the panel records. Uses wHID wPNO wLJHAD wLJNREC on Record wINDRESP. Uses wHID wPNO wLJENST on Record wLIFEJOB.
<b>wNCHILD</b>	Copied variable. See entry in wINDALL.
<b>wNJBNEW</b>	This measures the number of jobs with distinct employers, (or self-employment spells) held in the reference year (1.9.9LY - 31.8.9TY). Uses wJLYID wJBHAS wJBOFF wJBSTAT wCJSWK9 on Record wINDRESP. Uses wJSPNO wJHSTAT wJHSPW on Record wJOBHIST
<b>wNJBSP</b>	This measures the number of separate jobs (including self-employment spells) held in the reference year (1.9.9LY - 31.8.9TY). Different jobs held with the same employer are each counted. Uses wJLYID wJBHAS wJBOFF wJBSTAT wCJSWK9 on Record wINDRESP. Uses wJSPNO wJHSTAT wJHSPW on Record wJOBHIST.
<b>wNJBWKS</b>	This variable measures the number of weeks of employment in the reference year (1.9.9LY - 31.8.9TY). The measure is exact (i.e. number of days divided by seven). Uses wJBHAS wJBOFF wCJSBLY wCJSWK9 wJLYID wJBSTAT on Record wINDRESP. Uses wJSPNO wJHSTAT wJHSPW on Record wJOBHIST.

<b>wNJISP</b>	This measures the number of separate economically inactive (i.e. not in employment or unemployed) spells in the reference year (1.9.9LY - 31.8.9TY). Uses wJLYID wJBHAS wJBOFF wJBSTAT wCJSWK9 on Record wINDRESP. Uses wJSPNO wJHSTAT wJHSPW on Record wJOBHIST.
<b>wNJIWKS</b>	This variable measures the number of weeks of economically inactive (i.e. not in employment or unemployed) in the reference year (1.9.9LY - 31.8.9TY). The measure is exact (i.e. number of days divided by seven). Uses wJBHAS wJBOFF wCJSBLY wCJSWK9 wJLYID wJBSTAT on Record wINDRESP. Uses wJSPNO wJHSTAT wJHSPW on Record wJOBHIST.
<b>wNJUSP</b>	This measures the number of separate unemployment spells in the reference year (1.9.9LY - 31.8.9TY). Uses wJLYID wJBHAS wJBOFF wJBSTAT wCJSWK9 on Record wINDRESP. Uses wJSPNO wJHSTAT wJHSPW on Record wJOBHIST.
<b>wNJUWKS</b>	This variable measures the number of weeks of unemployment in the reference year (1.9.9LY - 31.8.9TY). The measure is exact (i.e. number of days divided by seven). Uses wJBHAS wJBOFF wCJSBLY wCJSWK9 wJLYID wJBSTAT on Record wINDRESP. Uses wJSPNO wJHSTAT wJHSPW on Record wJOBHIST.
<b>wNORGA</b>	Counts number of different types of organisation R is active in, mentioned at question CORGA . Uses wORGA wORGAA wORGAB wORGAC wORGAD wORGAE wORGAF wORGAG wORGAH wORGAI wORGAJ wORGAK wORGAL wORGAM wORGAO wORGAP wORGAQ on Record wINDRESP.
<b>wNORMG</b>	Counts number of different types of organisation R is member of, mentioned at question CORGM. Uses wORMG wORGMA wORGMB wORGMC wORGMD wORGME wORGMF wORGMG wORGMH wORGMI wORGMJ wORGMK wORGML wORGMM wORGMO wORGMP wORGMQ on Record wINDRESP
<b>wPAYG</b>	This converts employees' last wage or salary payment before tax and other deductions in current main job (wPAYGL) to a monthly amount. If gross pay was missing, but net pay was present, then gross pay is estimated from net pay, on the basis of information about marital status, partner's activity, and pension scheme membership. Uses wPAYGW wPAYGL wPAYNW wPAYNL wPAYNW wSPJB wMLSTAT wSEX wJBPENM on Record wINDRESP.
<b>wPAYGLI</b>	Imputation flag for wPAYGLY taking the value 1 if the variable was imputed, and 0 or -8 otherwise. See section on Imputation earlier in this manual.
<b>wPAYGLY</b>	This measures the monthly gross payment of wage, salary or self-employment income received at 1.9.9LY. If current job spell started before this date, then for employees the answer to wPAYLY is used, converted from net to gross where necessary, and for the self-employed the current pay or profit. If the current job spell started after 1.9.9LY, then this variable is equal to the value of wJHGPAY for the job spell at this date. Uses wJBPENM wMLSTAT wSEX wJBOFF wJBHAS wJBSEMP wJSACCS wJSPROF wJSPAYG wPAYLY wPAYLYW wPAYLYG wCJSBLY wSPJB wJLYID wPAYGU on Record wINDRESP. Uses wJHSTAT wJHGPAY on Record wJOBHIST.
<b>wPAYGTI</b>	Imputation flag for wPAYGTY taking the value 1 if the variable was imputed, and 0 or -8 otherwise. See section on Imputation earlier in this manual.

<b>wPAYGTY</b>	<p>This measures the monthly gross payment of wage, salary or self-employment income received at 1.9.9TY. If current job spell started before this date, then for employees wPAYGU is used, and for the self-employed the current pay or profit. If the current job spell started after 1.9.9TY, then this variable is equal to the value of wJHGPAY for the job spell at this date.</p> <p>Uses wJBHAS wJBOFF wJBSEMP wJSACCS wJSPROF wJSPAYG wJBPENM wMLSTAT wSEX wPAYGU wJTYID on Record wINDRESP. Uses wJHSTAT wJHGPAY on Record wJOBHIST.</p>
<b>wPAYGU</b>	<p>This measures usual monthly wage or salary payment before tax and other deductions in current main job for employees. If the last gross payment was the usual, then this is used. If last gross pay was missing, but net pay was present, and this was usual, then gross pay is estimated from net pay, on the basis of information about marital status, partner's activity, and pension scheme membership. If last payment was not the usual, then if usual payment is given gross, this is used. Otherwise, if usual payment is given net, then this is converted as above.</p> <p>Uses wJBPENM wPAYUSL wPAYG wPAYUG wPAYU wPAYUW wPAYN wMLSTAT wSEX wSPJB wJBSEMP on Record wINDRESP.</p>
<b>wPAYGUI</b>	<p>Imputation flag for wPAYGU taking the value 1 if the variable was imputed, and 0 or -8 otherwise. See section on Imputation earlier in this manual.</p>
<b>wPAYN</b>	<p>This converts employees' last wage or salary payment after tax and other deductions in current main job (wPAYNL) to a monthly amount. If net pay was missing, but gross pay was present, then net pay is estimated from gross pay, on the basis of information about marital status, partner's activity, and pension scheme membership.</p> <p>Uses wPAYGW wPAYGL wPAYNW wPAYNL wPAYNW ASPJB wMLSTAT ASEX wJBPENM on Record wINDRESP.</p>
<b>wPAYNLI</b>	<p>Imputation flag for wPAYNLY taking the value 1 if the variable was imputed, and 0 or -8 otherwise. See section on Imputation earlier in this manual.</p>
<b>wPAYNLY</b>	<p>This measures the monthly net payment of wage, salary or self-employment income received at 1.9.9LY. If current job spell started before this date, then for employees the answer to wPAYLY is used, converted from gross to net where necessary, and for the self-employed the current pay or profit, converted to a net amount. If the current job spell started after 1.9.9LY, then this variable is equal to the value of wJHNPAY for the job spell at this date.</p> <p>Uses wJBPENM wMLSTAT wSEX wJBOFF wJBHAS wJBSEMP wJSACCS wJSPRF wJSPRBM wJSPRBY wJSPREM wJSPAYL wJSPYBM wJSPYBY wJSPYEM wJSPYEY wPAYLY wPAYLYW wPAYLYG wCJSBLY wSPJB wJLYID wPAYNU on Record wINDRESP. Uses wJHSTAT wJHNPAY on Record wJOBHIST.</p>
<b>wPAYNTI</b>	<p>Imputation flag for wPAYNTY taking the value 1 if the variable was imputed, and 0 or -8 otherwise. See section on Imputation earlier in this manual.</p>
<b>wPAYNTY</b>	<p>This measures the monthly net payment of wage, salary or self-employment income received at 1.9.9TY. If current job spell started before this date, then for employees wPAYNU is used, and for the self-employed the current pay or profit, converted to a net amount. If the current job spell started after 1.9.9TY, then this variable is equal to the value of wJHNPAY for the job spell at this date.</p> <p>Uses wJBHAS wJBOFF wJBSEMP wJSACCS wJSPROF wJSPAYG wJBPENM wMLSTAT wSEX wPAYNU wJTYID on Record wINDRESP. Uses wJHSTAT wJHNPAY on Record wJOBHIST</p>

**wPAYNU** This measures usual monthly wage or salary payment after tax and other deductions in current main job for employees. If the last net payment was the usual, then this is used. If last net pay was missing, but gross pay was present, and this was usual, then net pay is estimated from gross pay, on the basis of information about marital status, partner's activity, and pension scheme membership. If last payment was not the usual, then if usual payment is given net, this is used. Otherwise, if usual payment is given gross, then this is converted as above.  
Uses wJBENM wPAYUSL wPAYN wPAYG wPAYUG wPAYU wPAYUW wMLSTAT wSEX wSPJB wJBSEMP on Record wINDRESP.

**wPAYNUI** Imputation flag for wPAYNU taking the value 1 if the variable was imputed, and 0 or -8 otherwise. See section on Imputation earlier in this manual.

**wPRFITBI** Imputation flag for wPRFITB taking the missing value code of the original variable (e.g. Don't know, refuse, etc.) if imputed, and 0 if not imputed, or -8 if the variable was inapplicable.

**wQFACHI** The definition of categories in terms of the input variables wQFA to wQFN and wQFEDA to wQFEDS is as follows, with respondents allocated to the highest category into which they fall, or into category 7 if no academic qualifications:

1. Higher Degree is held (wQFM)
2. 1st Degree (wQFL)
3. Higher National Certificate/Diploma (wQFH) or teaching qualifications (wQFJ)
4. A Levels (wQFEDJ), Scottish Higher Grades (wQFEDO), Scottish School Leaving Certificate Higher Grade (wQFEDR), Scottish Certificate of Sixth Year Studies (wQFEDP), Higher School Certificate (wQFEDH), Ordinary National Certificate/Diploma, BEC/TEC/BTEC National/General Certificate or Diploma (wQFG) or City & Guilds Certificate (Advanced/Final/Part II) (wQFE)
5. O Levels (pre 1975) (wQFEDF), O Level grades A-c (1975 or later) (wQFEDG), GCSE grades A-C (wQFEDE), CSE grade 1 (wQFEDC), Scottish O Grades (pass or bands A-C or 1-3) (wQFEDL), Scottish School Leaving Certificate Lower Grade (wQFEDQ), School Certificate or Matric (wQFEDJ), Scottish Standard Grade Level 1-3 (wQFEDN) or City & Guilds Certificate (Craft/Intermediate/Ordinary/Part I) (wQFD)
6. CSE Grades 2-5 (wQFEDB), O Level grades D-E (wQFEDH), GCSE grades D-G (wQFEDD), Scottish SCE Ordinary Grade bands D-E or 4-5 (wQFEDK) or Scottish Standard Grade levels 4-7 (wQFEDM)

The data in this variable is up-dated each year to include the most recent qualifications of new entrants and existing panel members. The variable shows the current status of the respondent and there is no need for the user to add the recently acquired qualifications to the first, or any subsequent, iteration of this variable.

Uses

wQFA	wQFB	wQFC	wQFD	wQFE	wQFF
wQFG	wQFH	wQFI	wQFJ	wQFK	wQFL
wQFM	wQFN	wQFED	wQFEDA	wQFEDB	wQFEDC
wQFEDD	wQFEDE	wQFEDF	wQFEDG	wQFEDH	wQFEDI
wQFEDJ	wQFEDK	wQFEDL	wQFEDM	wQFEDN	wQFEDO
wQFEDP	wQFEDQ	wQFEDR	wQFEDS	wQFEDHI	wQFXA
wQFXB	wQFXC	wQFXD	wQFXE	wQFXF	wQFXG
wQFXH	wQFXI	wQFXJ	wQFXK	wQFXL	wQFXM
wQFXN	wQFEDX	wQFEDXA	wQFEDXB	wQFEDXC	wQFEDXD
wQFEDXE	wQFEDXF	wQFEDXG	wQFEDXH	wQFEDXI	wQFEDXJ
wQFEDXK					

on Record wINDRESP. Uses (w-1)QFACHI on Record (w-1)INDRESP.

**wQFEDHI** The definition of categories is that used by the GHS. The definition of categories in terms of the input variables wQFA to wQFN and wQFEDA to wQFEDS is as follows, with respondents allocated to the highest category into which they fall, or into category 12 if no qualifications, and category 13 if no qualifications and still at school:

1. University or CNAA Higher Degree (wQFM)
2. University or CNAA First Degree (wQFL)
3. Teaching Qualifications (wQFJ)
4. City & Guilds Certificate (Full Technological/Part III) (wQFF), HNC, HND, BEC/TEC/BTEC Higher Certificate/Diploma (wQFH), University Diploma (wQFK), Any other technical, professional or higher qualifications (wQFN)
5. Nursing Qualifications (wQFI)
6. A Levels (wQFEDJ), Scottish Higher Grades (wQFEDO), Scottish School Leaving Certificate Higher Grade (wQFEDR), Scottish Certificate of Sixth Year Studies (wQFEDP), Higher School Certificate (wQFEDH), Ordinary National Certificate/Diploma, BEC/TEC/BTEC National/General Certificate or Diploma (wQFG) or City & Guilds Certificate (Advanced/Final/Part II) (wQFE)
7. O Levels (pre 1975) (wQFEDF), O Level grades A-C (1975 or later) (wQFEDG), GCSE grades A-C (wQFEDE), CSE grade 1 (wQFEDC), Scottish O Grades (pass or bands A-C or 1-3) (wQFEDL), Scottish School Leaving Certificate Lower Grade (wQFEDQ), School Certificate or Matric (wQFEDA), Scottish Standard Grade Level 1-3 (wQFEDN) or City & Guilds Certificate (Craft/Intermediate/Ordinary/Part I) (wQFD)
8. Clerical or Commercial Qualifications (wQFC)
9. CSE Grades 2-5 (wQFEDB), O Level grades D-E (wQFEDH), GCSE grades D-G (wQFEDD), Scottish SCE Ordinary Grade bands D-E or 4-5 (wQFEDK) or Scottish Standard Grade levels 4-7 (wQFEDM)
10. Recognised trade apprenticeship (wQFB)
11. Youth Training Certificate (wQFA) Any other qualifications (wQFEDS)

The data in this variable is up-dated each year to include the most recent qualifications of new entrants and existing panel members. The variable shows the current status of the respondent and there is no need for the user to add the recently acquired qualifications to the first iteration, or any subsequent, of this variable.

Uses

wSCNOW	wFENOW	wSCHOOL	wSCEND	wQFHAS	wQFA
wQFB	wQFC	wQFD	wQFE	wQFF	wQFG
wQFH	wQFI	wQFJ	wQFK	wQFL	wQFM
wQFN	wQFED	wQFEDA	wQFEDB	wQFEDC	wQFEDD
wQFEDE	wQFEDF	wQFEDG	wQFEDH	wQFEDI	wQFEDJ
wQFEDK	wQFEDL	wQFEDM	wQFEDN	wQFEDO	wQFEDP
wQFEDQ	wQFEDR	wQFEDS	wQFX	wQFXA	wQFXB
wQFXC	wQFXD	wQFXE	wQFXF	wQFXG	wQFXH
wQFXI	wQFXJ	wQFXK	wQFXL	wQFXM	wQFXN
wQFEDX	wQFEDXA	wQFEDXB	wQFEDXC	wQFEDXD	wQFEDXE
wQFEDXF	wQFEDXG	wQFEDXH	wQFEDXI	wQFEDXJ	wQFEDXK

on Record wINDRESP. Uses (w-1)QFEDHI on Record (w-1)INDRESP.

<b>wQFVOC</b>	<p>Coded 'Yes' if respondent has any of the following qualifications: a recognised trade apprenticeship (wQFB), a clerical or commercial qualification (wQFC), a nursing qualification (wQFI), City &amp; Guilds Certificate (wQFD, wQFE, wQFF), Ordinary National Certificate/Diploma (wQFG), Higher National Certificate or Diploma (wQFH).</p> <p>The data in this variable is up-dated each year to include the most recent qualifications of new entrants and existing panel members. The variable shows the current status of the respondent and there is no need for the user to add the recently acquired qualifications to the first, or any subsequent, iteration of this variable.</p> <p>Uses</p> <table border="0"> <tr><td>wQFA</td><td>wQFB</td><td>wQFC</td><td>wQFD</td><td>wQFE</td><td>wQFF</td></tr> <tr><td>wQFG</td><td>wQFH</td><td>wQFI</td><td>wQFJ</td><td>wQFK</td><td>wQFL</td></tr> <tr><td>wQFM</td><td>wQFN</td><td>wQFED</td><td>wQFEDA</td><td>wQFEDB</td><td>wQFEDC</td></tr> <tr><td>wQFEDD</td><td>wQFEDE</td><td>wQFEDF</td><td>wQFEDG</td><td>wQFEDH</td><td>wQFEDI</td></tr> <tr><td>wQFEDJ</td><td>wQFEDK</td><td>wQFEDL</td><td>wQFEDM</td><td>wQFEDN</td><td>wQFEDO</td></tr> <tr><td>wQFEDP</td><td>wQFEDQ</td><td>wQFEDR</td><td>wQFEDS</td><td>wQFEDHI</td><td>wQFXA</td></tr> <tr><td>wQFXB</td><td>wQFXC</td><td>wQFXD</td><td>wQFXE</td><td>wQFXF</td><td>wQFXG</td></tr> <tr><td>wQFXH</td><td>wQFXI</td><td>wQFXJ</td><td>wQFXK</td><td>wQFXL</td><td>wQFXM</td></tr> <tr><td>wQFXN</td><td>wQFEDX</td><td>wQFEDXA</td><td>wQFEDXB</td><td>wQFEDXC</td><td>wQFEDXD</td></tr> <tr><td>wQFEDXE</td><td>wQFEDXF</td><td>wQFEDXG</td><td>wQFEDXH</td><td>wQFEDXI</td><td>wQFEDXJ</td></tr> <tr><td>wQFEDXK</td><td></td><td></td><td></td><td></td><td></td></tr> </table> <p>on Record wINDRESP. Uses (w-1)QFACHI on Record (w-1)INDRESP.</p>	wQFA	wQFB	wQFC	wQFD	wQFE	wQFF	wQFG	wQFH	wQFI	wQFJ	wQFK	wQFL	wQFM	wQFN	wQFED	wQFEDA	wQFEDB	wQFEDC	wQFEDD	wQFEDE	wQFEDF	wQFEDG	wQFEDH	wQFEDI	wQFEDJ	wQFEDK	wQFEDL	wQFEDM	wQFEDN	wQFEDO	wQFEDP	wQFEDQ	wQFEDR	wQFEDS	wQFEDHI	wQFXA	wQFXB	wQFXC	wQFXD	wQFXE	wQFXF	wQFXG	wQFXH	wQFXI	wQFXJ	wQFXK	wQFXL	wQFXM	wQFXN	wQFEDX	wQFEDXA	wQFEDXB	wQFEDXC	wQFEDXD	wQFEDXE	wQFEDXF	wQFEDXG	wQFEDXH	wQFEDXI	wQFEDXJ	wQFEDXK					
wQFA	wQFB	wQFC	wQFD	wQFE	wQFF																																																														
wQFG	wQFH	wQFI	wQFJ	wQFK	wQFL																																																														
wQFM	wQFN	wQFED	wQFEDA	wQFEDB	wQFEDC																																																														
wQFEDD	wQFEDE	wQFEDF	wQFEDG	wQFEDH	wQFEDI																																																														
wQFEDJ	wQFEDK	wQFEDL	wQFEDM	wQFEDN	wQFEDO																																																														
wQFEDP	wQFEDQ	wQFEDR	wQFEDS	wQFEDHI	wQFXA																																																														
wQFXB	wQFXC	wQFXD	wQFXE	wQFXF	wQFXG																																																														
wQFXH	wQFXI	wQFXJ	wQFXK	wQFXL	wQFXM																																																														
wQFXN	wQFEDX	wQFEDXA	wQFEDXB	wQFEDXC	wQFEDXD																																																														
wQFEDXE	wQFEDXF	wQFEDXG	wQFEDXH	wQFEDXI	wQFEDXJ																																																														
wQFEDXK																																																																			
<b>wREGION</b>	Copied variable. See entry in wINDALL.																																																																		
<b>wSPJB</b>	<p>Indicates if spouse of R is employed.</p> <p>Uses wHGSPN wHGEST wIVFIO on Record wINDALL. Uses wJBHAS wJBOFF on Record wINDRESP.</p>																																																																		
<b>wSPJBHR</b>	<p>This variable measures spouse's/partner's usual weekly hours of work excluding overtime. It is taken from wJBHRS if employee and wJSHRS if self-employed.</p> <p>Uses wJBSEMP wJBHRS wJSHRS on Record wINDRESP. Uses wHGSPN wIVFIO on Record wINDALL.</p>																																																																		
<b>wSPJBOT</b>	<p>This variable measures spouse's/partner's weekly overtime hours. It is only applicable where spouse is an employee.</p> <p>Uses wJBOT on Record wINDRESP. Uses wHGSPN wIVFIO on Record wINDALL.</p>																																																																		
<b>wSPJBYR</b>	<p>This variable measures whether spouse/partner had a job between 1.9.LY and 1.9.TY. It is taken from the value of wNJBSP.</p> <p>Uses wNJBSP on Record wINDRESP. Uses wHGSPN wIVFIO on Record wINDALL.</p>																																																																		
<b>wSPPAYG</b>	<p>This variable measures spouse's/partner's usual monthly gross pay, it is taken from wPAYGU, wJSPAYG or wJSPROF, depending on employment status.</p> <p>Uses wJBSEMP wPAYGU wJSACCS wJSPAYG wJSPROF on Record wINDRESP. Uses wHGSPN wIVFIO on Record wINDALL.</p>																																																																		
<b>wSPPAYGI</b>	<p>Imputation flag for wSPPAYG taking the value 1 if the variable was imputed, and 0 or -8 otherwise. See section on Imputation in this manual.</p>																																																																		
<b>wSPSOC</b>	<p>Computed using the CAMCON facility in CASOC. Uses wJBSOC on Record wINDRESP. Uses wHGSPN wIVFIO on Record wINDALL. For complete SOC coding frame see Appendix III.</p>																																																																		
<b>wTENURE</b>	Copied variable. See entry in wHHRESP.																																																																		
<b>wVOTE</b>	<p>This variable combines the information given in the variables wVOTE3 and wVOTE4.</p> <p>Uses wVOTE1 wVOTE2 wVOTE3 wVOTE4 on Record wINDRESP.</p>																																																																		

The adoption of CASOC (Computer Aided Standard Occupational Classification) has meant that we no longer needed to use our own algorithms to compute the social class variables for Goldthorpe (GOLD), Registrar General's (RGSC), or Socio-Economic Group (SEG) which are generated as a by-product of SOC coding. An added bonus is that the Hope-Goldthorpe Scale (HGS), Cambridge Scale (CSSF and CSSM) and International Standard Classification of Occupations (ISCO) coding are generated too. The following variables were derived via CASOC and the utilities within it.

**on Record wINDRESP**

wJBCSSF	wJBCSSM	wJBGOLD	wJBHGS	wJBISCO	wJBRGSC
wJBSEG	wJCECCSM	wJCECCSM	wJCEGOLD	wJCEHGS	wJCEISCO
wJCERGSC	wJCESEG	wJLCSSF	wJLCSSM	wJLGOLD	wJLHGS
wJLISCO	wJLRGSC	wJLSEG	wMACCSF	wMACCSM	wMAGOLD
wMAHGS	wMAISCO	wMARGSC	wMASEG	wPACCSF	wPACCSM
wPAGOLD	wPAHGS	wPAISCO	wPARGSC	wPASEG	

**on Record wJOBHIST**

wJHCSSF	wJHCSSM	wJHGOLD	wJHHGS	wJHISCO	wJHRGSC
wJHSEG					

**on Record wLIFEJOB**

wLJCSSF	wLJCSSM	wLJGOLD	wLJHGS	wLJISCO	wLJRGSC
wLJSEG					

**wLRWGHT** Longitudinal Respondent Weight. See section on Weighting earlier in this manual.

**wLEWGHT** Longitudinal Enumerated Individual Weight. See section on Weighting earlier in this manual.

**wXRWGHT** Cross-sectional Respondent Weight. See section on Weighting earlier in this manual.

**wXEWGHT** Cross-sectional Enumerated Individual Weight. See section on Weighting earlier in this manual.

**2.6. RECORD TYPE wJOBHIST**

**wJHA9LY** Whether job started after 1.9.9LY. This was a base variable at Wave One, but is computed at subsequent Waves.  
Uses wJSPNO on Record wJOBHIST. Uses wJLYID on Record wINDRESP.

**wJHENDD** End date (day) of job history spell, computed as start date of following job spell. If spell number is 1, end date is taken as start date of current spell.  
Uses wJSPNO wJHBGD wJHBGM wJHBGY on Record wJOBHIST. Uses wCJSBGD wCJSBGM wCJSBGY on Record wINDRESP.

**wJHENDM** End date (month) of job history spell, computed as start date of following job spell. If spell number is 1, end date is taken as start date of current spell.  
Uses wJSPNO wJHBGD wJHBGM wJHBGY on Record wJOBHIST. Uses wCJSBGD wCJSBGM wCJSBGY on Record wINDRESP.

**wJHENDY** End date (year) of job history spell, computed as start date of following job spell. If spell number is 1, end date is taken as start date of current spell.  
Uses wJSPNO wJHBGD wJHBGM wJHBGY on Record wJOBHIST; wCJSBGD wCJSBGM wCJSBGY on Record wINDRESP.

**wJHSEG** See notes on CASOC variables in Section wINDRESP.

**wJHGOLD** See notes on CASOC variables in Section wINDRESP.



<b>wJHRGSC</b>	See notes on CASOC variables in Section wINDRESP.
<b>wJHSPW</b>	This measures the number of weeks of job history spell falling in the reference year: 1 September 199LY - 31 August 199TY. This variable is used in the calculation of annual measures of duration in states and annual incomes. It is <b>not</b> the total spell length. The measure is exact (i.e. number of days divided by seven). Uses wJHBGD wJHBGM wJHBGY wJHENDD wJHENDM wJHENDY on Record wJOBHIST.
<b>wJHGPAY</b>	This measures gross monthly rate of wage, salary or self-employment income in the employment spell. It is based on the payment at the start date or at 1.9.LY, depending on which is available, converted from net to gross where necessary, based on information about sex, marital status, spouse's employment status and pension membership. The start date is used to determine the appropriate tax and National Insurance regime. Uses wSEX wMLSTAT wJBPENM wSPJB wCJSBLY on Record wINDRESP. Uses wJHA9LY wJHPAYL wJHPYLW wJHPYLG wJHPAYS wJHPYSW wJHPYSG wJHSPW wJHSTAT wJHBGD wJHBGM wJHBGY on Record wJOBHIST.
<b>wJHNPAY</b>	This measures net monthly rate of wage, salary or self-employment income in the employment spell. It is based on the payment at the start date or at 1.9.LY, depending on which is available, converted from gross to net where necessary, based on information about sex, marital status, spouse's employment status and pension membership. The start date is used to determine the appropriate tax and National Insurance regime. Uses wSEX wMLSTAT wJBPENM ASPJB wCJSBLY on Record wINDRESP. Uses wJHA9LY wJHPAYL wJHPYLW wJHPYLG wJHPAYS wJHPYSW wJHPYSG wJHSPW wJHSTAT wJHBGD wJHBGM wJHBGY on Record wJOBHIST.

## 2.7. RECORD TYPE WINCOME

<b>wFIM01T</b>	See variable wFIM09L
<b>wFIM02T</b>	See variable wFIM09L
<b>wFIM03T</b>	See variable wFIM09L
<b>wFIM04T</b>	See variable wFIM09L
<b>wFIM05T</b>	See variable wFIM09L
<b>wFIM06T</b>	See variable wFIM09L
<b>wFIM07T</b>	See variable wFIM09L
<b>wFIM08T</b>	See variable wFIM09L
<b>wFIM09L</b>	This variable calculates the estimated personal income from the income source referred to on the current record received in the month of September 199LY. In many cases the variable is simply the amount received converted to a monthly rate. However the following exceptions are made:

Where the income is jointly received, the amount is divided by two. (The data have been edited to ensure that as far as possible all references to joint receipt are consistently recursive. However where two joint recipients gave different amounts, these have been left. In this case, at the household level, the amount given will be the mean value.)

For state benefits received in April 1991 and after, it is assumed that the amount given as received is at the new rate, and amounts before this will be at a lower rate. These figures have been adjusted using percentage factors for the different benefits derived from *Social Security Statistics 1991*, (HMSO, 1992). For payments only received before April 1991, it is assumed that the amount given is at the appropriate earlier rate, and the figures are not adjusted.

Periods of receipt less than one week are treated as single one-off payments, unless the payment is income support, in which case it is treated as a weekly amount.

Uses wFICODE wFRALL wFR01 wFR02 wFR03 wFR04 wFR05 wFR06 wFR07 wFR08 wFR09 wFR10 wFR11 wFR12 wFR13 wFR14 wFR15 wFR16 wFRVAL wFRW wFRJT wFRJTPN on Record wINCOME. Uses wOPNO wREL on Record wEGOALT. Uses wDEPCHL on Record wINDALL

**wFIM09T** See variable wFIM09L

**wFIM10L** See variable wFIM09L

**wFIM10T** See variable wFIM09L

**wFIM11L** See variable wFIM09L

**wFIM11T** See variable wFIM09L

**wFIM12L** See variable wFIM09L

**wFIM12T** See variable wFIM09L

**wFIM01N** See variable wFIM09L

**wFRJTVF** Joint receipt verification flag. This variable is used in the computation of income measures from the financial receipts grids. There is some inconsistency between household members in their reporting of income receipts, and if they reported receipt, whether it was reported as sole or joint receipt. This variable is a recomputation of wFRJT. It takes the value 1 if the current payment is not matched to any other with complete information about payment amounts, 2 if it is matched to another, where either both have complete information or both are missing information, and 3 if the current record has missing information, but is matched to a record with complete information.  
Uses wFRJT wFRJTPN on Record wINCOME.

## 2.8. RECORD TYPE wEGOALT

**wBLWSTAT** Alter's residence at Wave  $w - 1$ . This variable indicates whether Alter was resident in the same household at Wave  $w - 1$ . It is intended to enable measures of household composition change to be computed.  
Uses wHID wPNO wOPNO wREL on Record wEGOALT. Uses PID wSAMPST wMOVEST on Record wINDALL. Uses wVVFHO on Record XWAVEID.

**wNWSTAT** Alter's residence at Wave  $w+1$ . This variable indicates whether Alter was resident in the same household at Wave  $w+1$ . It is intended to enable measures of household composition change to be computed. It is only available in the database after the following years data becomes available. That is, ANWSTAT appeared on the database with the release of the Wave Two dataset.

**wREL** Relationship of Ego to Alter, Person to Other  
Uses wPNO wHGR2R wHGSEX wMASTAT wHGSPN wHGFNO wHGMNO from Record wINDALL

## 2.9. RECORD TYPE BLIFEMST

- BLESHSM** Month lifetime employment history status started. This variable is computed as the month the previous spell ended including date when respondent first left full-time education.  
Uses BLESHNO on Record BLIFEMST. Uses BLEDENDM on Record BINDRESP.
- BLESHSY** Year lifetime employment history status started. This variable is computed as the year the previous spell ended including date when respondent first left full-time education.  
Uses BLESHNO on Record BLIFEMST. Uses BLEDENDY on Record BINDRESP.
- BLESLEN** Length of employment history spell (months). In the computation of this length, it is assumed that 'winter' corresponds to January, 'spring' to April, 'summer' to July and 'autumn' to October.  
Uses BLESHNO BLESHEM BLESHEY BLESHNE BLESHSM BLESHSY on Record BLIFEMST. Uses BDOIM on Record BINDRESP.

## 2.10. RECORD TYPE CLIFEJOB

- CLJSEQ** This is the index number of **employment** spells only. Compare with CLJESFN.
- CLJSEG** CASOC computes the Socio-Economic Group for jobs, based on the 3 digit Standard Occupational Classification (SOC), and employment status variables See the Section on Data Collection and Fieldwork, and Appendix III.
- CLJGOLD** CASOC computes the Goldthorpe social class classification for jobs, based on the 3 digit Standard Occupational Classification (SOC), and employment status variables. to Vol. A for details. See the Section on Data Collection and Fieldwork, and Appendix III.
- CLJRGSC** CASOC computes Registrar General's Social Class for jobs based on the 3 digit Standard occupational classification (SOC), and employment status variables. See the Section on Data collection and Fieldwork, and Appendix in Volume A.
- CLJISCO** This is a 'STRING' variable - an alphanumeric. Computed using CASOC. See the Section on Data Collection and Fieldwork, and coding frame for ISCO in Appendix to Vol. A. International Labour Office (1990) *International Standard Classification of Occupations: ISCO 88*. Geneva: International Labour Office.
- CLJCSSM** Computed using CASOC. See the Section on Data Collection and Fieldwork Vol. A. See also Prandy K (1990) *The Revised Cambridge Scale of Occupations*, Sociology 24, pp 629-655.
- CLJCSSF** Computed using CASOC. See the Section on Data Collection and Fieldwork Vol. A. See also Prandy K (1990) *Revised Cambridge Scale of Occupations*, Sociology 24, pp 629-655.
- CLJHGS** Computed using CASOC. See the Section on Data Collection and Fieldwork Vol. A. See also Goldthorpe, JH and Hope, K (1974) *The Social Grading of Occupations: A New Approach and Scale*, Oxford: Clarendon Press.
- CLJLEN** The following assumptions are made in calculating spell length Winter corresponds to January, Spring to April, Summer to July and Autumn to October. If month or season missing, assumed July if before 199LY, else missing.  
Uses CHID CPNO CLJBGM CLJBGY CLJLFTM CLJLFTY on Record CLIFEJOB

**CLJENST** Status type for last job history records - this makes it possible to determine whether information about other jobs is to be expected in any of the panel records, and what information should be expected on the current record.  
Uses CHID CPNO CLJNREC CLJHAD on Record CINDRESP. Uses CHID CPNO CLJSEQ CLJSOC CLJOTHJ on Record CLIFEJOB.

## **2.11. RECORD TYPE BMARRIAG**

**BMRMSEQ** Sequence number of most recent marriage. This variable indicates whether the most recent marriage, i.e. where BMARNO equals 4, is a first or subsequent marriage.  
Uses BMARNO on Record BMARRIAG. Uses BNMAR on Record BINDRESP.





# Appendix 3. Coding Frames

## 3.1. Interview outcomes

### 3.1.1. Final household interview outcome - wIVFHO

10	Every eligible member interviewed
11	Some interviews some proxies
12	Some interviewed or proxied some non-contacts / refusals
13	Household composition form and questionnaire only
14	Household composition form only
15	Proxy taken at original address
16	Telephone interview only
17	Youth interview only
39	Documents missing or unusable
40	Demolished or derelict
41	Used only for business purposes
42	Temporary accommodation only
43	Empty at first call
44	New building not yet completed
45	Institution with no private households
50	Address not found
51	Address occupied but no contact
60	Refusal to Research Centre
61	Refusal to interviewer
62	Language problems
63	No interview: Age, infirmity or disability
70	Moved to previous wave address
80	Institutionalised: Won't be followed
81	Moved out of scope
90	Whole household deceased
91	Only XXXs resident
92	Adamant refusal
93	Long-term untraced, withdrawn
96	Withdrawn before field

### 3.1.2. Individual interview outcome - wIVFIO, LRIO, ASTAT

1	Full Interview
2	Proxy interview
3	Telephone interview
10	Adult: Refusal
11	Adult: Other non-interview
12	Moved
20	Child under 16 years
21	Youth interview
22	Youth: Refusal
23	Youth: Other non-interview
24	Child under 11 years
30	Adult: Refusal / non-interview household
31	Adult: Other non-interview / non-interview household
32	Moved / non-interview household
40	Child under 16 years / non-interview household
41	Youth: Refusal / non-interview household
42	Youth: Other non-interview / non-interview household
43	Child under 11 years / non-interview household
50	Adult: Refusal / non-contact household
51	Adult: Language Problems / non-contact household

52	Adult: Age, infirmity or disability / non-contact household
53	Adult: Non-contact / non-contact household
54	Adult: Out-of-scope / non-contact household
55	Adult: Institutionalised / non-contact household
56	Adult: Other mover / non-contact household
60	Child under 16 years : Refusal / non-contact household
61	Child under 16 years : Language Problems / non-contact household
62	Child under 16 years : Age, infirmity or disability / non-contact household
63	Child under 16 years : Non-contact / non-contact household
64	Child under 16 years : Out-of-scope / non-contact household
65	Child under 16 years : Institutionalised / non-contact household
66	Child under 16 years : Other mover / non-contact household
80	Isolated Temporary Sample Member
81	Previous Wave Adamant Refusal
82	Long-term untraced, withdrawn
98	Other Retiring
99	Dead



## 3.2. Reasons for Refusing

### 3.2.1 Whole household refusal reasons (wIVRREFH) First Occurrence W3

#### Competence of respondent(s)

- 01 Too ill
- 02 Too elderly
- 03 R(s) is senile or otherwise incompetent
- 04 R(s) does not speak English
- 05 Stressful family situation (eg bereavement, divorce)

#### Too busy

- 10 Looking after ill/elderly
- 11 Looking after child(ren)
- 12 R(s) almost never home
- 13 R(s) are temporarily away/absent
- 14 Too busy (not elsewhere specified)

#### Personal reasons

- 20 Unhappy about confidentiality
- 21 Questions too personal

#### Attitudes towards survey

- 30 R(s) doesn't want to be bothered
- 31 Nothing has changed since last year
- 32 Survey is too long
- 33 Survey is a waste of time/suspicious of survey/opposed to survey
- 34 Previous bad experience with surveys (in general)
- 35 Have had problems with LIB voucher payment(s) in past

#### Family pressure

- 40 Other family member(s) oppose participation
- 41 One family member refuses on behalf of all R(s) (no reason specified)

#### Other

- 94 Address occupied - no contact
- 95 R(s) have moved out-of scope/institutionalised
- 96 Other
- 99 No reason given

### 3.2.2 Individual within household refusal reasons (wIVRREF) First Occurrence W2

#### Competence of respondent

- 01 Too ill
- 02 Too elderly
- 03 R is senile or otherwise incompetent
- 04 R does not speak English
- 05 Stressful family situation (eg bereavement, divorce)

#### Too busy

- 10 Looking after ill/elderly
- 11 Looking after child(ren)
- 12 R almost never home
- 13 R is temporarily absent
- 14 Too busy (not elsewhere specified)

#### Personal reasons

- 20 Unhappy about confidentiality
- 21 Questions too personal

#### Attitudes towards survey

- 30 R doesn't want to be bothered
- 31 Nothing has changed since last year
- 32 Survey is too long

#### Individual Within Household Refusal Reasons (Continued)

- 33 Survey is a waste of time/suspicious of survey/opposed to survey
- 34 Previous bad experience with surveys (in general)
- 35 Has had problems with LIB voucher payment in past

#### Family pressure

- 40 Other family member opposes R's participating/includes refusal of parental permission.
- 41 Someone has convinced R to refuse
- 42 Other household member refuses on behalf of R.
- 43 Never interviewed - pressure may jeopardise other interviews in hhold

#### Other

- 96 Other
- 99 No reason given

### 3.3. Relationship to HRP

#### HOUSEHOLD GRID

**Relationship to Reference Person Codes (wHGR2R) also used for wREL on wEGOALT  
First Occurrence W1**

- 01 Reference person
- 02 Lawful spouse (husband/wife)
- 03 Live-in partner (common-law husband/wife, cohabitee) (include same sex partner)
- 04 Natural child
- 05 Adopted child
- 06 Foster child
- 07 Step-child
- 08 Partner's child
- 09 Daughter/son-in-law
- 10 Natural brother/sister (half brother/sister)
- 11 Other brother/sister (adopted, step)
- 12 Brother/sister-in-law
- 13 Natural parent
- 14 Other parent (adopted/foster/step)
- 15 Mother/father-in-law
- 16 Any grand parent (incl of partner)
- 17 Any grand child (incl of partner)
- 18 Any cousin (incl of partner)
- 19 Any aunt/uncle (incl of partner)
- 20 Any nephew/niece (incl of partner)
- 21 Any other relative
- 22 Employee (e.g. nanny)
- 23 Lodger/boarder
- 24 Unrelated sharer
- 30 Other

### 3.4. Reasons for Moving

#### 3.4.1 Main Reason for Preference to Move – (wLKMOVY) First Occurrence W1

##### HOUSING RELATED REASONS

- 01 Wants larger accommodation (other than reference solely to garden / garage)
- 02 Wants smaller/cheaper accommodation
- 03 Wants accommodation of their own / to form their own household (other than wanting to purchase accommodation)
- 04 To buy somewhere
- 05 Health reasons (eg house too damp, house not healthy) (other than needing accommodation without stairs)
- 06 To bungalow / accommodation with no stairs / ground floor flat
- 07 Wants other specific type of accommodation (eg detached house) (This code used only if no reference to larger / better or smaller / cheaper accommodation)
- 08 Wants change in other aspects of the property (eg wants a garden, larger garden, garage)
- 09 Dislikes current house / flat (not elsewhere specified)
- 10 Wants better accommodation (not elsewhere specified)

##### AREA RELATED REASONS

- 11 Dislikes isolation / absence of facilities
- 12 Wants move **to** a more rural environment
- 13 Dislike of urban environment (not elsewhere specified)
- 14 Dislikes traffic (include noise or danger from traffic)
- 15 Dislikes crime, vandalism, etc. / area unsafe
- 16 Noise (other than traffic)
- 17 Unfriendly area / Dislikes neighbours
- 18 Wants to move to specific place (not elsewhere specified)
- 19 Dislikes area (not elsewhere specified)

##### OTHER REASONS

- 21 Wants to move for new job / to find work
- 22 Wants to move to reduce commuting time
- 23 Wants to move because of retirement (If retirement is specifically mentioned, this code takes precedence over other codes)
- 24 Wants to be closer to family / friends
- 25 Wants more privacy
- 26 Wants a change
  
- 96 Other
- 97 No Reason (written in)

#### 3.4.2 Other reasons for move (1st & 2nd) –( wMOVY1 and wMOVY2) First Occurrence W2

##### PERSONAL REASONS

- 01 To marry / move in with partner
- 02 To separate / divorce/split up from spouse / partner
- 03 Moved in with family / moved back with family (other than 01)
- 04 Moved away from family (other than 02)
- 05 Moved in with friends
- 06 Moved to be closer to family / friends

## EDUCATIONAL/EMPLOYMENT RELATED REASONS

- 10 Moved to / be closer to / for term-time accommodation / college or university
- 11 Left education / ended course
- 12 Job related reason for self, include commuting time (not elsewhere specified)
- 13 Job related reason for other (include commuting time)
- 14 Retirement (self or spouse) (NB if retirement is specifically mentioned, this code takes precedence over other codes)

## FORCED MOVES

- 15 Evicted from rented accommodation / repossessed / other forced moves

## HOUSING RELATED REASONS

- 21 Wanted larger accommodation (other than reference solely to garden / garage)
- 22 Wanted smaller / cheaper accommodation
- 23 Wanted accommodation of their own / to form their own household / setting up house with partner (other than wanting to purchase accommodation)
- 24 To buy somewhere
- 25 Health reasons (eg house too damp, house not healthy) (other than needing accommodation without stairs)
- 26 To bungalow / accommodation with no stairs / ground floor flat
- 27 To sheltered accommodation / institution (needed care)
- 28 Wanted other specific type of accommodation (eg detached house, wanted a garden, larger garden, garage) (Only used if no reference to larger, better or smaller / cheaper accommodation)
- 29 Disliked previous house / flat (not elsewhere specified)
- 30 Wanted better accommodation (not elsewhere specified)
- 31 Wanted more privacy / previous accommodation overcrowded
- 32 Wants a change (not elsewhere specified)

## AREA RELATED REASONS

- 41 Disliked isolation / absence of facilities
- 42 Wanted to move to a more rural environment
- 43 Disliked urban environment (not elsewhere specified)
- 44 Disliked traffic (include noise or danger from traffic)
- 45 Disliked crime, vandalism, etc. / area unsafe
- 46 Noise (other than traffic)
- 47 Unfriendly area / Disliked neighbours
- 48 Wanted to move to specific place
- 49 Disliked area (not elsewhere specified)
  
- 96 Other (include being nearer to children's school)
- 97 No other reason (written in)

### 3.5. Coding Frame for GCITZN1, GCITZN2, present citizenship / Wave 7

#### 3 Digit Citizenship (wCITZN1 and CITZN2)

##### First Occurrence W7

##### Code both if dual citizenship

- 01 French
- 02 Belgian
- 03 Dutch
- 04 German (East and West)
- 05 Italian
- 06 British (UK)
- 07 Irish (Republic of / Southern)
- 08 Danish
- 09 Greek
  
- 10 Portuguese
- 11 Spanish
- 12 Luxembourg
- 14 Monaco
- 15 San Marino
  
- 24 Icelandic
- 28 Norwegian
  
- 30 Swedish
- 32 Finish
- 36 Swiss
- 37 Liechtenstein
- 38 Austrian
  
- 41 Faroe Islander
- 43 Andorra
- 44 Gibraltar
- 45 Vatican City State
- 46 Maltese
  
- 52 Turkish
- 53 Estonian
- 54 Latvian
- 55 Lithuanian
  
- 60 Polish
- 61 Czech
- 63 Slovak
- 64 Hungarian
- 66 Romanian
- 68 Bulgarian
  
- 70 Albanian
- 72 Ukrainian
- 73 Belarussian
- 74 Moldavian
- 75 Russian
- 76 Georgian
- 77 Armenian
- 78 Azerbaijani
- 79 Kazakhstani

- 80 Turkmenistan
- 81 Uzbek
- 82 Tadjikistani
- 83 Kyrgyzstani
  
- 91 Slovenian
- 92 Croatian
- 93 Bosnian
- 94 Serbian (formally Yugoslavian)
- 96 Macedonian
  
- 204 Moroccan
- 208 Algerian
- 212 Tunisian
- 216 Libyan
- 220 Egyptian
- 224 Sudanese
  
- 228 Mauritanian
- 232 Mali
- 236 Burkina Faso
- 240 Niger
- 244 Chad
- 247 Cape Verde
- 248 Senegalese
- 252 Gambian
- 257 Guinea-Bissau
- 260 Guinea
- 264 Sierra Leone
- 268 Liberian
- 272 Ivory Coast
- 276 Ghanain
- 280 Togo
- 284 Benin
- 288 Nigerian
- 302 Cameroon
- 306 Central Africa
  
- 310 Equatorial Guinea
- 311 Sao Tome and Principe
- 314 Gabon
- 318 Congolese
- 322 Zairean
- 324 Rwandan
- 328 Burundian
- 329 St.Helena
- 330 Angolan
- 334 Ethiopian
- 338 Djibouti
- 342 Somalian
- 346 Kenyan
- 350 Ugandan
- 352 Tanzanian
  
- 355 Seychelles
- 357 British Indian Ocean Territory
- 366 Mozambique
- 370 Madagascan
- 372 Reunion
- 373 Mauritian
- 375 Comorose
- 377 Mayotte

378 Zambian  
382 Zimbabwe  
386 Malawian  
388 South African  
389 Namibian  
391 Botswana  
393 Swaziland  
395 Lesotho

400 American  
401 Puerto Rican  
404 Canadian  
406 Greenlander  
408 St.Pierre and Miguelon  
412 Mexican  
413 Bermuda

416 Guatemalan  
421 Belize  
424 Honduras  
428 El Salvador  
432 Nicaraguan  
436 Costa Rican  
442 Panama  
446 Anguilla  
448 Cuban  
449 St.Christopher and Nevis  
452 Haitian  
453 Bahamas  
454 Turks and Caicos Island  
456 Dominican Republic  
457 Virgin Islands of the US  
458 Guadeloupe  
459 Antigua and Barbuda  
460 Dominica  
461 British Virgin Islands and Montserrat  
462 Martinique  
463 Cayman Island  
464 Jamaican  
465 St Lucian  
467 St Vincent  
469 Barbados  
472 Trinidad and Tobago  
473 Grenada  
474 Aruba  
478 Netherlands Antilles

480 Colombian  
484 Venezuelan  
488 Guyanese  
492 Surinam  
496 French Guiana  
500 Ecuadorian  
504 Peruvian  
508 Brazilian  
512 Chilean  
516 Bolivian  
520 Paraguay  
524 Uruguay  
528 Argentinian  
529 Falkland Islands



600 Cypriot  
604 Lebanese  
608 Syrian  
612 Iraqi  
616 Iranian  
624 Israeli  
628 Jordanian  
632 Saudi  
636 Kuwaiti

640 Bahrain  
644 Qatar  
647 United Arab Emirates  
649 Oman  
653 Yemeni

660 Afghani  
662 Pakistani  
664 Indian  
666 Bangladeshi  
667 Maldives  
669 Sri Lanka  
672 Nepalese  
675 Bhutan

676 Myanmar  
680 Thai  
684 Laos  
690 Vietnamese  
696 Cambodian (Kampuchean)  
700 Indonesian  
701 Malaysian  
703 Brunei  
706 Singapore  
708 Philippino  
716 Mongolian  
720 Chinese  
724 North Korean  
728 South Korean  
732 Japanese  
736 Taiwanese  
740 Hong Kong  
743 Macao

800 Australian  
801 Papua New Guinea  
802 Australian Oceania  
803 Nauru  
804 New Zealand  
806 Solomon Island  
807 Tuvalu  
809 New Caledonian  
810 American Oceania  
811 Wallis and Futuna  
812 Kiribati  
813 Pitcairn  
814 New Zealand Oceania  
815 Fiji  
816 Vanuatu  
817 Tonga  
819 Western Samoan  
822 French Polynesian

- 823 States of Micronesia
- 824 Marshall Island
- 890 Polar region
  
- 900 EUROPEAN
- 901 European Community
- 902 Other European countries
  
- 910 AFRICAN
- 911 North African
- 912 West African
- 913 Central, East and South African
- 921 North American
- 922 Central and South American
  
- 930 ASIAN
- 931 Near and Middle Eastern
- 932 Other Asian countries
  
- 940 AUSTRALIAN,OCEANIA
  
- 990 ANY OTHER COUNTRY /

### 3.6. Main Attraction of Respondent's Current Job

#### Main thing attracted respondent about current job (wJBLKY)

##### First Occurrence W1

###### READ WHOLE ANSWER BUT CODE ONLY ONE MENTION

PRIORITY CODE (Lower numbered codes have priority over higher numbers)

- 01 More/better **money**
- 02 Better **promotion** or **career prospects**
- 03 More **responsibility**
- 04 New job **more secure**
- 05 Work in new job **more interesting**
- 06 To do **specific type** of work (eg. is what I want to do, like working with elderly/young people etc)
  
- 07 Given chance **to be own boss** (NB Self-employed only)
- 08 More opportunity to **work on/use own initiative** (other than self-employed)
- 09 Closer to home - less **travelling time** to work or while working
- 10 **Shorter/fewer hours**
- 11 **More flexible hours** (eg work when I want to, flexitime)
- 12 **Health reasons** (eg changed jobs because of health problems associated with conditions of previous employment)
- 13 New job better suited to respondent's **qualifications, training** or **experience** (eg what R had been trained for, what R used to do)
- 14 Work **less demanding/easier** than previous job (other than health reason)
- 15 Preferred to previous job (not elsewhere specified)
- 16 New job better (not elsewhere specified)
  
- 96 Other
- 98 Don't know
- 99 Refused/Not available

### 3.7. Standard Industrial Classification 1980 (SIC)

#### Used at Waves 1 - 12 (not available from W13 onwards)

The *Standard Industrial Classification* (SIC) is broken down into 4 areas; the *divisions*, the *classes*, the *groups*, and the *activity units*. At the most detailed level the units are distinguished with a 4 digit classification. Each unit is allocated to a group (3 digits). Each group is allocated to a class (2 digits) and each class allocated to a division (1 digit).

In the four digit activity units, the first digit denotes the division in which the unit is contained. The first 2 digits denote the class and the first 3 digits denote the group classification.

In the **British Household Panel Survey**, we have coded to SIC activity level. Where it was impossible to classify an industry in this detail, the broader category was filled out with trailing 0s. This means that "2400", for example, corresponds to Class "24" and so on.

Source: *Quarterly Labour Force Survey, March-May 1992: User Guide*, September 1992

#### 1: DIVISIONS<sup>1</sup>

- 0 Agriculture, forestry & fishing
- 1 Energy & water supplies
- 2 Extraction of minerals & ores other than fuels; manufacture of metals, mineral products & chemicals
- 3 Metal goods, engineering & vehicles industries
- 4 Other manufacturing industries
- 5 Construction
- 6 Distribution, hotels & catering (repairs)
- 7 Transport & communication
- 8 Banking, finance, insurance, business services & leasing
- 9 Other services

#### 2: CLASSES

- 01 Agriculture & horticulture
- 02 Forestry
- 03 Fishing
- 11 Coal extraction & manufacture of solid fuels
- 12 Coke ovens
- 13 Extraction of mineral oil & natural gas
- 14 Mineral oil processing
- 15 Nuclear fuel production
- 16 Production & distribution of electricity, gas & other forms of energy
- 17 Water supply industry
- 21 Extraction & preparation of metalliferous ores
- 22 Metal manufacturing
- 23 Extraction of minerals not elsewhere specified
- 24 Manufacture of non-metallic mineral products
- 25 Chemical industry
- 26 Production of man-made fibres
- 31 Manufacture of metal goods not elsewhere specified
- 32 Mechanical engineering
- 33 Manufacture of office machinery & data processing equipment
- 34 Electrical & electronic engineering
- 35 Manufacture of motor vehicles & parts thereof
- 36 Manufacture of other transport equipment
- 37 Instrument engineering
- 41/42 Food, drink & tobacco manufacturing industries

---

1. In the following, "nec" means "not elsewhere classified".

43	Textile industry
44	Manufacture of leather & leather goods
45	Footwear & clothing industries
46	Timber & wooden furniture industries
47	Manufacture of paper & paper products; printing & publishing
48	Processing of rubber & plastics
49	Other manufacturing industries
50	Construction
61	Wholesale distribution (except dealing in scrap & waste materials)
62	Dealing in scrap & waste materials
63	Commission agents
64/65	Retail distribution
66	Hotels & catering
67	Repair of consumer goods & vehicles
71	Railways
72	Other inland transport
74	Sea transport
75	Air transport
76	Supporting services to transport
77	Miscellaneous transport services & storage nec
79	Postal services & telecommunications
81	Banking & finance
82	Insurance, except for compulsory social security
83	Business services
84	Renting of movables
85	Owning & dealing in real estate
91	Public administration, national defence & compulsory social security
92	Sanitary services
93	Education
94	Research & development

### 3: GROUPS

010	agriculture & horticulture
020	forestry
030	fishing
111	coal extraction & manufacture of solid fuels
120	coke ovens
130	extraction of mineral oil & natural gas
140	mineral oil processing
152	nuclear fuel production
161	production & distribution of electricity
162	public gas supply
163	production & distribution of other forms of energy
170	water supply industry
210	extraction & preparation of metalliferous ores
221	iron & steel industry
222	steel tubes
223	drawing, cold rolling & cold forming of steel
224	non-ferrous metals industry
231	extraction of stone, clay, sand & gravel
233	salt extraction & refining
239	extraction of other minerals nec
241	structural clay products
242	cement, lime & plaster
243	building products of concrete, cement or plaster
244	asbestos goods
245	working of stone & other non-metallic minerals nec
246	abrasive products
247	glass & glassware

248	refractory & ceramic goods
251	basic industrial chemicals
255	paints, varnishes & printing ink
256	specialised chemical products mainly for industrial & agricultural purposes
257	pharmaceutical products
258	soap & toilet preparations
259	specialised chemical products mainly for household & office use
260	production of man-made fibres
311	foundries
312	forging, pressing & stamping
313	bolts, nuts etc; springs; non precision chains; metals treatment
314	metal doors, windows etc
316	hand tools & finished metal goods
320	industrial plant & steelwork
321	agricultural machinery & tractors
322	metal-working machine tools & engineer's tools
323	textile machinery
324	machinery for the food, chemical & related industries; process engineering contractors
325	mining machinery, construction & mechanical handling equipment
326	mechanical power transmission equipment
327	machinery for the printing, paper, wood, leather, rubber, glass & related industries; laundry & dry cleaning equipment
328	other machinery & mechanical equipment
329	ordnance, small arms & ammunition
330	manufacture of office machinery & data processing equipment
341	insulated wires & cables
342	basic electrical equipment
343	electrical equipment for industrial use & batteries & accumulators
344	telecommunication equipment, electrical measuring equipment, electronic capital goods & passive electronic components
345	other electronic equipment
346	domestic-type electric appliances
347	electric lamps & other electric lighting equipment
348	electrical equipment installation
351	motor vehicles & their engines
352	motor vehicle bodies, trailers & caravans
353	motor vehicle parts
361	shipbuilding & repairing
362	railway & tramway vehicles
363	cycles & motor cycles
364	aerospace equipment manufacturing & repairing
365	other vehicles
371	measuring, checking & precision instruments & apparatus
372	medical & surgical equipment & orthopaedic appliances
373	optical precision instruments & photographic equipment
374	clocks, watches & other timing devices
411	organic oils & fats (other than crude animal fats)
412	slaughtering of animals & production of meat & by-products
413	preparation of milk & milk products
414	processing of fruit & vegetables
415	fish processing
416	grain milling
418	starch
419	bread, biscuits & flour confectionery
420	sugar & sugar by-products
421	ice cream, cocoa, chocolate & sugar confectionery
422	animal feeding stuffs
423	miscellaneous foods
424	spirit distilling & compounding
426	wines, cider & perry
427	brewing & malting
428	soft drinks

429	tobacco industry
431	woollen & worsted industry
432	cotton & silk industries
433	throwing, texturing, etc of continuous filament yarn
434	spinning & weaving of flax, hemp & ramie
435	jute & polypropylene yarns & fabrics
436	hosiery & other knitted goods
437	textile finishing
438	carpets & other textile floor coverings
439	miscellaneous textiles
441	leather (tanning & dressing) & fellmongery
442	leather goods
451	footwear
453	clothing, hats & gloves
455	household textiles & other made-up textiles
456	fur goods
461	sawmilling, planing, etc of wood
462	manufacture of semi-finished wood products & further processing & treatment of wood
463	builders' carpentry & joinery
464	wooden containers
465	other wooden articles (except furniture)
466	articles of cork & plaiting materials, brushes & brooms
467	wooden & upholstered furniture and shop & office fittings
471	pulp, paper & board
472	conversion of paper & board
475	printing & publishing
481	rubber products
482	retreading & specialist repairing of rubber tyres
483	processing of plastics
491	jewellery & coins
492	musical instruments
493	photographic & cinematographic processing laboratories
494	toys & sports goods
495	miscellaneous manufacturing industries
500	general construction & demolition work
501	construction & repair of buildings
502	civil engineering
503	installation of fixtures & fittings
504	building completion work
611	wholesale distribution of agricultural raw materials, live animals, textile raw materials & semi-manufactures
612	wholesale distribution of fuels, ores, metals & industrial materials
613	wholesale distribution of timber & building materials
614	Wholesale distribution of machinery, industrial equipment & vehicles
615	wholesale distribution of household goods, hardware & ironmongery
616	wholesale distribution of textiles, clothing, footwear & leather goods
617	wholesale distribution of food, drink & tobacco
618	wholesale distribution of pharmaceutical, medical & other chemist's goods
619	other wholesale distribution including general wholesalers
621	dealing in scrap metals
622	dealing in other scrap materials, or general dealers
630	commission agents
641	food retailing
642	confectioners, tobacconists & newsagents; off-licences
643	dispensing & other chemists
645	retail distribution of clothing
646	retail distribution of footwear & leather goods
647	retail distribution of furnishing fabrics & household textiles
648	retail distribution of household goods, hardware & ironmongery
651	retail distribution of motor vehicles & parts
652	filling stations (motor fuel & lubricants)
653	retail distribution of books, stationery & office supplies

654	other specialised retail distribution (non food)
656	mixed retail businesses
661	restaurants, snack bars, cafes & other eating places
662	public houses & bars
663	night clubs & licensed clubs
664	canteen & messes
665	hotel trade
667	other tourist or short-stay accommodation
671	repair & servicing of motor vehicles
672	repair of footwear & leather goods
673	repair of other consumer goods
710	railways
721	scheduled road passenger transport & urban railways
722	other road passenger transport
723	road haulage
726	transport nec
740	sea transport
750	air transport
761	supporting services to inland transport
763	supporting services to sea transport
764	supporting services to air transport
770	miscellaneous transport services & storage nec
790	postal services & telecommunications
814	banking & bill-discounting
815	other financial institutions
820	insurance, except for compulsory social security
831	activities auxiliary to banking & finance
832	activities auxiliary to insurance
834	house & estate agents
835	legal services
836	accountants, auditors, tax experts
837	professional & technical services nec
838	advertising
839	business services
841	hiring out agricultural & horticultural equipment
842	hiring out construction machinery & equipment
843	hiring out office machinery & furniture
846	hiring out consumer goods
848	hiring out transport equipment
849	hiring out movables
850	owning & dealing in real estate
911	national government service nec
912	justice
913	police
914	fire services
915	national defence
919	social security
921	refuse disposal, sanitation & similar services
923	cleaning services
931	higher education
932	school education (nursery, primary & secondary)
933	education nec & vocational training
936	driving & flying schools
940	research & development
951	hospitals, nursing homes etc
952	other medical care institutions
953	medical practices
954	dental practices
955	agency & private midwives, nurses etc
956	veterinary practices & animal hospitals
961	social welfare, charitable & community services
963	trade unions, business & professional associations



966	religious services & other cultural services
969	tourist offices & other community services
971	film production, distribution & exhibition
974	radio & television services, theatres etc
976	authors, music composers & other own account artists nec
977	libraries, museums, art galleries etc
979	sport & other recreational services
981	laundries, dyers & dry cleaners
982	hairdressing & beauty parlours
989	personal services nec
990	domestic services
000	diplomatic representation, international organisations, allied armed forces

#### 4: UNITS

0100	agriculture & horticulture
0200	forestry
0300	fishing
1113	deep coal mines
1114	opencast coal working
1115	manufacture of solid fuels
1200	coke ovens
1300	extraction of mineral oil & natural gas
1401	mineral oil refining
1402	other treatment of petroleum products (excluding petrochemical manufacture)
1520	nuclear fuel production
1610	production & distribution of electricity
1620	public gas supply
1630	production & distribution of other forms of energy
1700	water supply industry
2100	extraction & preparation of metalliferous ores
2210	iron & steel industry
2220	steel tubes
2234	drawing & manufacture of steel wire & steel wire products
2235	other drawing, cold rolling & cold forming of steel
2245	aluminium & aluminium alloys
2246	copper, brass & other copper alloys
2247	other non-ferrous metals & their alloys
2310	extraction of stone, clay, sand & gravel
2330	salt extraction & refining
2396	extraction of other minerals nec
2410	structural clay products
2420	cement, lime & plaster
2436	ready mixed concrete
2437	other building products of concrete, cement or plaster
2440	asbestos goods
2450	working of stone & other non-metallic minerals nec
2460	abrasive products
2471	flat glass
2478	glass containers
2479	other glass products
2481	refractory goods
2489	ceramic goods
2511	inorganic chemicals except industrial gases
2512	basic organic chemicals except specialised pharmaceutical chemicals
2513	fertilisers
2514	synthetic resins & plastics materials
2515	synthetic rubber
2516	dyestuffs & pigments
2551	paints, varnishes & painters' fillings

2552	printing ink
2562	formulated adhesives & sealants
2563	chemical treatment of oils & fats
2564	essential oils & flavouring materials
2565	explosives
2567	miscellaneous chemical products for industrial use
2568	formulated pesticides
2569	adhesive film, cloth & foil
2570	pharmaceutical products
2581	soap & synthetic detergents
2582	perfumes, cosmetics & toilet preparations
2591	photographic materials & chemicals
2599	chemical products nec
2600	production of man-made fibres
3111	ferrous metal foundries
3112	non-ferrous metal foundries
3120	forging, pressing & stamping
3137	bolts, nuts, washers, rivets, springs & non-precision chains
3138	heat & surface treatment of metals, including sintering
3142	metal doors, windows etc
3161	hand tools & implements
3162	cutlery, spoons, forks & similar tableware; razors
3163	metal storage vessels (mainly non-industrial)
3164	packaging products of metal
3165	domestic heating & cooking appliances (non-electrical)
3166	metal furniture & safes
3167	domestic & similar utensils of metal
3169	finished metal products nec
3204	fabricated constructional steelwork
3205	boilers & process plant equipment
3211	agricultural machinery
3212	wheeled tractors
3221	metal-working machine tools
3222	engineers' small tools
3230	textile machinery
3244	food, drink & tobacco processing machinery; packaging & bottling machinery
3245	chemical industry machinery; furnaces & kilns; gas, water & waste treatment plant
3246	process engineering contractors
3251	mining machinery
3254	construction & earth moving equipment
3255	mechanical lifting & handling equipment
3261	precision chains & other mechanical power transmission equipment
3262	ball, needle & roller bearings
3275	machinery for working wood, rubber, plastics, leather & making paper, glass, bricks & similar materials; laundry & dry cleaning machinery
3276	printing, bookbinding & paper goods machinery
3281	internal combustion engines (except for road vehicles, wheeled tractors primarily for agricultural purposes & aircraft) & other prime movers
3283	compressors & fluid power equipment
3284	refrigerating machinery, space heating, ventilating & air conditioning equipment
3285	scales, weighing machinery & portable power tools
3286	other industrial & commercial machinery
3287	pumps
3288	industrial valves
3289	mechanical, marine & precision engineering nec
3290	ordnance, small arms & ammunition
3301	office machinery
3302	electronic data processing equipment
3410	insulated wires & cables
3420	basic electrical equipment
3432	batteries & accumulators
3433	alarms & signalling equipment

3434	electrical equipment for motor vehicles, cycles & aircraft
3435	electrical equipment for industrial use nec
3441	telegraph & telephone apparatus & equipment
3442	electrical instruments & control systems
3443	radio & electronic capital goods
3444	components other than active components, mainly for electronic equipment
3452	gramophone records & pre-recorded tapes
3453	active components & electronic sub-assemblies
3454	electronic consumer goods & other electronic equipment nec
3460	domestic-type electric appliances
3470	electric lamps & other electric lighting equipment
3480	electrical equipment installation
3510	motor vehicles & their engines
3521	motor vehicle bodies
3522	trailers & semi-trailers
3523	caravans
3530	motor vehicle parts
3610	shipbuilding & repairing
3620	railway & tramway vehicles
3633	motor cycles & parts
3634	pedal cycles & parts
3640	aerospace equipment manufacturing & repairing
3650	other vehicles
3710	measuring, checking & precision instruments & apparatus
3720	medical & surgical equipment & orthopaedic appliances
3731	spectacles & unmounted lenses
3732	optical precision instruments
3733	photographic & cinematographic equipment
3740	clocks, watches & other timing devices
4115	margarine & compound cooking fats
4116	processing organic oils & fats (other than crude animal fat production)
4121	slaughterhouses
4122	bacon curing & meat processing
4123	poultry slaughter & processing
4126	animal by-product processing
4130	preparation of milk & milk products
4147	processing of fruit & vegetables
4150	fish processing
4160	grain milling
4180	starch
4196	bread & flour confectionery
4197	biscuits & crispbread
4200	sugar & sugar by-products
4213	ice cream
4214	cocoa, chocolate & sugar confectionery
4221	compound animal feeds
4222	pet foods & non-compound animal feeds
4239	miscellaneous foods
4240	spirit distilling & compounding
4261	wines, cider & perry
4270	brewing & malting
4283	soft drinks
4290	tobacco industry
4310	woollen & worsted industry
4321	spinning & doubling on the cotton system
4322	weaving of cotton, silk & man-made fibres
4336	throwing, texturing, etc of continuous filament yarn
4340	spinning & weaving of flax, hemp & ramie
4350	jute & polypropylene yarns & fabrics
4363	hosiery & other weft knitted goods & fabrics
4364	warp knitted fabrics
4370	textile finishing

4384	pile carpets, carpeting & rugs
4385	other carpets, carpeting, rugs & matting
4395	lace
4396	rope, twine & net
4398	narrow fabrics
4399	other miscellaneous textiles
4410	leather (tanning & dressing) & fellmongery
4420	leather goods
4510	footwear
4531	weatherproof outerwear
4532	men's & boys' tailored outerwear
4533	women's & girls' tailored outerwear
4534	work clothing & men's & boys' jeans
4535	men's & boys' shorts, underwear & nightwear
4536	women's & girls' light outerwear, lingerie & infants' wear
4537	hats, caps & millinery
4538	gloves
4539	other dress industries
4555	soft furnishings
4556	canvas goods, sacks & other made-up textiles
4557	household textiles
4560	fur goods
4610	sawmilling, planing, etc of wood
4620	manufacture of semi-finished wood products & further processing & treatment of wood
4630	builders' carpentry & joinery
4640	wooden containers
4650	other wooden articles (except furniture)
4663	brushes & brooms
4664	articles of cork & basketware, wickerwork & other plaiting materials
4671	wooden & upholstered furniture
4672	shop & office fitting
4710	pulp, paper & board
4721	wall coverings
4722	household & personal hygiene products of paper
4723	stationery
4724	packaging products of paper & pulp
4725	packaging products of board
4728	other paper & board products
4751	printing & publishing of newspapers
4752	printing & publishing of periodicals
4753	printing & publishing of books
4754	other printing & publishing
4811	rubber tyres & inner tubes
4812	other rubber products
4820	retreading & specialist repairing of rubber tyres
4831	plastic coated textile fabric
4832	plastics semi-manufactures
4833	plastics floor coverings
4834	plastics building products
4835	plastics packaging products
4836	plastics products nec
4910	jewellery & coins
4920	musical instruments
4930	photographic & cinematographic processing laboratories
4941	toys & games
4942	sports goods
4954	miscellaneous stationers' goods
4959	other manufactures nec
5000	general construction & demolition work
5010	construction & repair of buildings
5020	civil engineering
5030	installation of fixtures & fittings

5040	building completion work
6110	wholesale distribution of agricultural raw materials, live animals, textile raw materials & semi-manufactures
6120	wholesale distribution of fuels, ores, metals & industrial materials
6130	wholesale distribution of timber & building materials
6148	wholesale distribution of motor vehicles & parts & accessories
6149	wholesale distribution of machinery, industrial equipment & transport equipment other than motor vehicles
6150	wholesale distribution of household goods, hardware & ironmongery
6160	wholesale distribution of textiles, clothing, footwear & leather goods
6170	wholesale distribution of food, drink & tobacco
6180	wholesale distribution of pharmaceutical, medical & other chemist's goods
6190	other wholesale distribution including general wholesalers
6210	dealing in scrap & waste materials
6220	dealing in scrap & waste materials
6300	commission agents
6410	food retailing
6420	confectioners, tobacconists & newsagents; off-licences
6430	dispensing & other chemists
6450	retail distribution of clothing
6460	retail distribution of footwear & leather goods
6470	retail distribution of furnishing fabrics & household textiles
6480	retail distribution of household goods, hardware & ironmongery
6510	retail distribution of motor vehicles & parts
6520	filling stations (motor fuel & lubricants)
6530	retail distribution of books, stationery & office equipment
6540	other specialised retail distribution (non food)
6560	mixed retail businesses
6611	eating places supplying food for consumption on the premises
6612	take-away food shops
6620	public houses & bars
6630	night clubs & licensed clubs
6640	canteen & messes
6650	hotel trade
6670	other tourist or short-stay accommodation
6710	repair & servicing of motor vehicles
6720	repair of footwear & leather goods
6730	repair of other consumer goods
7100	railways
7210	scheduled road passenger transport & urban railways
7220	other road passenger transport
7230	road haulage
7260	transport nec
7400	sea transport
7500	air transport
7610	supporting services to inland transport
7630	supporting services to sea transport
7640	supporting services to air transport
7700	miscellaneous transport services & storage nec
7901	postal services
7902	telecommunications
8140	banking & bill-discounting
8150	other financial institutions
8200	insurance, except for compulsory social security
8310	activities auxiliary to banking & finance
8320	activities auxiliary to insurance
8340	house & estate agents
8350	legal services
8360	accountants, auditors, tax experts
8370	professional & technical services nec
8380	advertising
8394	computer services

8395	business services nec
8396	central offices not allocable elsewhere
8410	hiring out agricultural & horticultural equipment
8420	hiring out construction machinery & equipment
8430	hiring out office machinery & furniture
8460	hiring out consumer goods
8480	hiring out transport equipment
8490	hiring out movables
8500	owning & dealing in real estate
9111	national government service nec
9112	local government service nec
9120	justice
9130	police
9140	fire services
9150	national defence
9190	social security
9211	refuse disposal, street cleaning, fumigation etc
9212	sewage disposal
9230	cleaning services
9310	higher education
9320	school education (nursery, primary & secondary)
9330	education nec & vocational training
9360	driving & flying schools
9400	research & development
9510	hospitals, nursing homes etc
9520	other medical care institutions
9530	medical practices
9540	dental practices
9550	agency & private midwives, nurses etc
9560	veterinary practices & animal hospitals
9611	social welfare, charitable & community services
9631	trade unions, business & professional associations
9660	religious services & other cultural services
9690	tourist offices & other community services
9711	film production, distribution & exhibition
9741	radio & television services, theatres etc
9760	authors, music composers & other own account artists nec
9770	libraries, museums, art galleries etc
9791	sport & other recreational services
9811	laundries
9812	dry cleaning & allied services
9820	hairdressing & beauty parlours
9890	personal services nec
9900	domestic services
0000	diplomatic representation, international organisations, allied armed forces

### 3.8. Standard Industrial Classification 92 (SIC92)

#### Used at Waves 4, 7, 11 and 12 onwards

In the **British Household Panel Study** this coding frame applies to one variable only **DJBASIC92**. We have included this to enable comparison with our usual coding i.e. to SIC 1980. The SIC 92 coding frame is identical to **NACE** - European Community Classification of Economic Activities. For further details see **Standard Industrial Classification of economic activities 1992**. (London CSO/GSS/HMSO 1992).

Source: *Labour Force Survey User's Guide, Volume 5 LFS Classifications, 1995*

Note the data in DJBASIC92 is coded to 4 digits without the decimal points shown in the table below. Note also, any case with 3 digits is missing a **leading** zero. This means that "501" should be read as 05.01 .

#### UK STANDARD INDUSTRIAL CLASSIFICATION OF ECONOMIC ACTIVITIES - SIC 92

The 1992 SIC is broken down into 17 main alphabetical sections, 14 sub-sections, 60 divisions, 222 groups, 503 classes and 142 subclasses; these are set out in the following pages:

The 17 main Divisions in the 1992 SIC are:

A	Agriculture, Hunting and Forestry
B	Fishing
C	Mining and Quarrying
D	Manufacturing
E	Electricity, Gas and Water Supply
F	Construction
G	Wholesale and Retail Trade: Repair of Motor Vehicles, Motorcycles and Personal Household Goods
H	Hotels and Restaurants
I	Transport, Storage and Communication
J	Financial Intermediation
K	Real Estate, Renting and Business Activities
L	Public Administration and Defence: Compulsory Social Security
M	Education
N	Health and Social Work
O	Other Community, Social and Personal Service Activities
P	Private Households with Employed Persons
Q	Extra-Territorial Organisations and Bodies

#### Detailed breakdown of the full 1992 Standard Industrial Classification

<i>Division</i>	<i>Class</i>	<i>Class and sub class</i>	<i>Description</i>
<b>SECTION A</b>			<b>AGRICULTURE, HUNTING AND FORESTRY</b>
01			AGRICULTURE, HUNTING AND RELATED SERVICE ACTIVITIES
	01.1		Growing of crops; market gardening; horticulture
		01.11	Growing of cereals and other crops not elsewhere classified
		01.12	Growing of vegetables, horticultural specialties and nursery products
		01.13	Growing of fruit, nuts, beverage and spice crops
	01.2		Farming of animals
		01.21	Farming of cattle, dairy farming
		01.22	Farming of sheep, goats, horses, asses, mules and hinnies
		01.23	Farming of swine
		01.24	Farming of poultry
		01.25	Other farming of animals

01.3		Growing of crops combined with farming of animals (mixed farming)
	01.30	Growing of crops combined with farming of animals (mixed farming)
01.4		Agricultural and animal husbandry service activities, except veterinary activities
	01.41	Agricultural service activities
	01.42	Animal husbandry service activities, except veterinary activities
01.5		Hunting, trapping and game propagation including related service activities
	01.50	Hunting, trapping and game propagation including related service activities
02		<b>FORESTRY, LOGGING AND RELATED SERVICE ACTIVITIES</b>
02.0		Forestry, logging and related service activities
	02.01	Forestry and logging
	02.02	Forestry and logging related service activities
<b>SECTION B</b>		<b>FISHING</b>
05		<b>FISHING, OPERATION OF FISH HATCHERIES AND FISH FARMS; SERVICE ACTIVITIES INCIDENTAL TO FISHING</b>
05.0		Fishing 9, operation of fish hatcheries and fish farms; service activities incidental to fishing
	05.01	Fishing
	05.02	Operation of fish hatcheries and fish farms
<b>SECTION C</b>		<b>MINING AND QUARRYING</b>
<b>Subsection CA</b>		<b>MINING AND QUARRYING OF ENERGY PRODUCING MATERIALS</b>
10		<b>MINING OF COAL AND LIGNITE; EXTRACTION OF PEAT</b>
10.1		Mining and agglomeration of hard coal
	10.10	Mining and agglomeration of hard coal
10.2		Mining and agglomeration of lignite
	10.20	Mining and agglomeration of lignite
10.3		Extraction and agglomeration of peat
	10.30	Extraction and agglomeration of peat
11		<b>EXTRACTION OF CRUDE PETROLEUM AND NATURAL GAS; SERVICE ACTIVITIES INCIDENTAL TO OIL AND GAS EXTRACTION EXCLUDING SURVEYING</b>
11.1		Extraction of crude petroleum and natural gas
	11.10	Extraction of crude petroleum and natural gas
11.2		Service activities incidental to oil and gas extraction excluding surveying
	11.20	Service activities incidental to oil and gas extraction excluding surveying
12		<b>MINING OF URANIUM AND THORIUM ORES</b>
12.0		Mining of uranium and thorium ores
12.00		Mining of uranium and thorium ores
<b>Subsection CB</b>		<b>MINING AND QUARRYING EXCEPT ENERGY PRODUCING MATERIALS</b>
13		<b>MINING OF METAL ORES</b>
13.1		Mining of iron ores



	13.10	Mining of iron ores
13.2		Mining of non-ferrous metal ores, except uranium and thorium ores
	13.20	Mining of non-ferrous metal ores, except uranium and thorium ores
14		<b>OTHER MINING AND QUARRYING</b>
14.1		Quarrying of stone
	14.11	Quarrying of stone for construction
	14.12	Quarrying of limestone, gypsum and chalk
	14.13	Quarrying of slate
14.2		Quarrying of sand and clay
	14.21	Operation of gravel and sand pits
	14.22	Mining of clays and kaolin
14.3		Mining of chemical and fertilizer minerals
	14.30	Mining of chemical and fertilizer minerals
14.4		Production of salt
	14.40	Production of salt
14.5		Other mining and quarrying not elsewhere classified
	14.50	Other mining and quarrying not elsewhere classified
<b>SECTION D</b>		<b>MANUFACTURING</b>
<b>Subsection DA</b>		<b>MANUFACTURE OF FOOD PRODUCTS; BEVERAGES AND TOBACCO</b>
15		<b>MANUFACTURE OF FOOD PRODUCTS AND BEVERAGES</b>
15.1		Production, processing and preserving of meat and meat products
	15.11	Production and preserving of meat
	15.12	Production and preserving of poultry meat
	15.13	Production of meat and poultry meat products
15.2		Processing and preserving of fish and fish products
	15.20	Processing and preserving of fish and fish products
15.3		Processing and preserving of fruit and vegetables
	15.31	Processing and preserving of potatoes
	15.32	Manufacture of fruit and vegetable juice
	15.33	Processing and preserving of fruit and vegetables not elsewhere classified
15.4		Manufacture of vegetable and animal oils and fats
	15.41	Manufacture of crude oils and fats
	15.42	Manufacture of refined oils and fats
	15.43	Manufacture of margarine and similar edible fats
15.5		Manufacture of dairy products
	15.51	Operation of dairies and cheese making
	15.52	Manufacture of ice cream
15.6		Manufacture of grain mill products, starches and starch products
	15.61	Manufacture of grain mill products
	15.62	Manufacture of starches and starch products
15.7		Manufacture of prepared animal feeds
	15.71	Manufacture of prepared feeds for farm animals
	15.72	Manufacture of prepared pet foods
15.8		Manufacture of other food products
	15.81	Manufacture of bread; manufacture of pastry goods and cakes
	15.82	Manufacture of rusks and biscuits; manufacture of preserved pastry goods and cakes
	15.83	Manufacture of sugar

	15.84	Manufacture of cocoa; chocolate and sugar confectionary
	15.85	Manufacture of macaroni, noodles, couscous and similar farinaceous products
	15.86	Processing of tea and coffee
	15.87	Manufacture of condiments and seasonings
	15.88	Manufacture of homogenised food preparations and dietetic food
	15.89	Manufacture of other foods products not elsewhere specified
15.9		Manufacture of beverages
	15.91	Manufacture of distilled potable alcoholic beverages
	15.92	Production of ethyl alcohol from fermented materials
	15.93	Manufacture of wines
	15.94	Manufacture of cider and other fruit wines
	15.95	Manufacture of other non-distilled fermented beverages
	15.96	Manufacture of beer
	15.97	Manufacture of malt
	15.98	Production of mineral waters and soft drinks
16		MANUFACTURE OF TOBACCO PRODUCTS
16.0		Manufacture of tobacco products
	16.00	Manufacture of tobacco products
<b>Subsection DB</b>		MANUFACTURE OF TEXTILES AND TEXTILE PRODUCTS
17		MANUFACTURE OF TEXTILES
17.1		Preparation and spinning of textile fibres
	17.11	Preparation and spinning of cotton-type fibres
	17.12	Preparation and spinning of woollen-type fibres
	17.13	Preparation and spinning of worsted-type fibres
	17.14	Preparation and spinning of flax-type fibres
	17.15	Throwing and preparation of silk including from noils and throwing and texturing of synthetic or artificial filament yarns
	17.16	Manufacture of sewing threads
	17.17	Preparation and spinning of other textile fibres
17.2		Textile weaving
	17.21	Cotton type weaving
	17.22	Woollen type weaving
	17.23	Worsted type weaving
	17.24	Silk type weaving
	17.25	Other textile weaving
17.3		Finishing of textiles
	17.30	Finishing of textiles
17.4		Manufacture of made-up textile articles, except apparel
	17.40	Manufacture of made-up textile articles, except apparel
17.5		Manufacture of other textiles
	17.51	Manufacture of carpets and rugs
	17.52	Manufacture of cordage, rope, twine and netting
	17.53	Manufacture of non-wovens and articles made from non-wovens, except apparel
	17.54	Manufacture of other textiles not elsewhere specified
17.6		Manufacture of knitted and crocheted fabrics
	17.60	Manufacture of knitted and crocheted fabrics
17.7		Manufacture of knitted and crocheted articles
	17.71	Manufacture of knitted and crocheted hosiery
	17.72	Manufacture of knitted and crocheted pullovers, cardigans and similar articles
18		MANUFACTURE OF WEARING APPAREL; DRESSING AND DYING OF FUR

18.1		Manufacture of leather clothes
	18.10	Manufacture of leather clothes
18.2		Manufacture of wearing apparel and accessories
	18.21	Manufacture of workwear
	18.22	Manufacture of other outerwear
	18.23	Manufacture of underwear
	18.24	Manufacture of other wearing apparel and accessories not elsewhere specified
18.3		Dressing and dyeing of fur; manufacture of articles of fur
	18.30	Dressing and dyeing of fur; manufacture of articles of fur
<b>Subsection DC</b>		<b>MANUFACTURE OF LEATHER AND LEATHER PRODUCTS</b>
19		TANNING AND DRESSING OF LEATHER; MANUFACTURE OF LUGGAGE, HANDBAGS, SADDLERY, HARNESS AND FOOTWEAR
19.1		Tanning and dressing of leather
	19.10	Tanning and dressing of leather
19.2		Manufacture of luggage, handbags and the like, saddlery and harness
	19.20	Manufacture of luggage, handbags and the like, saddlery and harness
19.3		Manufacture of footwear
	19.30	Manufacture of footwear
<b>Subsection DD</b>		<b>MANUFACTURE OF WOOD AND WOOD PRODUCTS</b>
20		MANUFACTURE OF WOOD AND OF PRODUCTS OF WOOD AND CORK, EXCEPT FURNITURE; MANUFACTURE OF ARTICLES OF STRAW AND PLAITING MATERIALS
20.1		Sawmilling and planing of wood, impregnation of wood
	20.10	Sawmilling and planing of wood, impregnation of wood
20.2		Manufacture of veneer sheets; manufacture of plywood, laminboard, particle board, fibre board and other panels and boards
	20.20	Manufacture of veneer sheets; manufacture of plywood, laminboard, particle board, fibre board and other panels and boards
20.3		Manufacture of builders' carpentry and joinery
	20.30	Manufacture of builders' carpentry and joinery
20.4		Manufacture of wooden containers
	20.40	Manufacture of wooden containers
20.5		Manufacture of other products of wood; manufacture of articles of cork, straw and plaiting materials
	20.51	Manufacture of other products of wood
	20.52	Manufacture of articles of cork, straw and plaiting materials
<b>Subsection DE</b>		<b>MANUFACTURE OF PULP, PAPER AND PAPER PRODUCTS; PUBLISHING AND PRINTING</b>
21		MANUFACTURE OF PULP, PAPER AND PAPER PRODUCTS
21.1		Manufacture of pulp, paper and paperboard
	21.11	Manufacture of pulp
	21.12	Manufacture of paper and paperboard
21.2		Manufacture of articles of paper and paperboard
	21.21	Manufacture of corrugated paper and paperboard and of containers of paper and paperboard
	21.22	Manufacture of household and sanitary goods and of toilet requisites
	21.23	Manufacture of paper stationery

	21.24	Manufacture of wallpaper
	21.25	Manufacture of other articles of paper and paperboard not elsewhere classified
22		PUBLISHING, PRINTING AND REPRODUCTION OF RECORDED MEDIA
	22.1	Publishing
	22.11	Publishing of books
	22.12	Publishing of newspapers
	22.13	Publishing of journals and periodicals
	22.14	Publishing of sound recordings
	22.15	Other publishing
	22.2	Printing and service activities related to printing
	22.21	Printing of newspapers
	22.22	Printing not elsewhere classified
	22.23	Bookbinding and finishing
	22.24	Composition and plate-making
	22.25	Other activities related to printing
	22.3	Reproduction of recorded media
	22.31	Reproduction of sound recording
	22.32	Reproduction of video recording
	22.33	Reproduction of computer media
<b>Subsection DF</b>		<b>MANUFACTURE OF COKE, REFINED PETROLEUM PRODUCTS AND NUCLEAR FUEL</b>
23		MANUFACTURE OF COKE, REFINED PETROLEUM PRODUCTS AND NUCLEAR FUEL
	23.1	Manufacture of coke oven products
	23.10	Manufacture of coke oven products
	23.2	Manufacture of refined petroleum products
	23.20	Manufacture of refined petroleum products
	23.3	Processing of nuclear fuel
	23.30	Processing of nuclear fuel
<b>Subsection DG</b>		<b>MANUFACTURE OF CHEMICALS, CHEMICAL PRODUCTS AND MAN-MADE FIBRES</b>
24		MANUFACTURE OF CHEMICALS AND CHEMICAL PRODUCTS
	24.1	Manufacture of basic chemicals
	24.11	Manufacture of industrial gases
	24.12	Manufacture of dyes and pigments
	24.13	Manufacture of other inorganic basic chemicals
	24.14	Manufacture of other organic basic chemicals
	24.15	Manufacture of fertilizers and nitrogen compounds
	24.16	Manufacture of plastics in primary forms
	24.17	Manufacture of synthetic rubber in primary forms
	24.2	Manufacture of pesticides and other agro-chemical products
	24.20	Manufacture of pesticides and other agro-chemical products
	24.3	Manufacture of paints, varnishes and similar coatings, printing ink and mastics
	24.30	Manufacture of paints, varnishes and similar coatings, printing ink and mastics
	24.4	Manufacture of pharmaceuticals, medicinal chemicals and botanical products
	24.41	Manufacture of basic pharmaceutical products
	24.42	Manufacture of pharmaceutical preparations

24.5		Manufacture of soap and detergents, cleaning and polishing preparations, perfumes and toilet preparations
	24.51	Manufacture of soap and detergents, cleaning and polishing preparations
	24.52	Manufacture of perfumes and toilet preparations
24.6		Manufacture of other chemical products
	24.61	Manufacture of explosives
	24.62	Manufacture of glues and gelatine
	24.63	Manufacture of essential oils
	24.64	Manufacture of photographic chemical material
	24.65	Manufacture of prepared unrecorded media
	24.66	Manufacture of other chemical products not elsewhere classified
24.7		Manufacture of man-made fibres
	24.70	Manufacture of man-made fibres
<b>Subsection DH</b>		<b>MANUFACTURE OF RUBBER AND PLASTIC PRODUCTS</b>
25		<b>MANUFACTURE OF RUBBER AND PLASTIC PRODUCTS</b>
25.1		Manufacture of rubber products
	25.11	Manufacture of rubber tyres and tubes
	25.12	Retreading and rebuilding of rubber tyres
	25.13	Manufacture of other rubber products
25.2		Manufacture of plastic products
	25.21	Manufacture of plastic plates, sheets, tubes and profiles
	25.22	Manufacture of plastic packing goods
	25.23	Manufacture of builders' ware of plastic
	25.24	Manufacture of other plastic products
<b>Subsection DI</b>		<b>MANUFACTURE OF OTHER NON-METALLIC MINERAL PRODUCTS</b>
26		<b>MANUFACTURE OF OTHER NON-METALLIC MINERAL PRODUCTS</b>
26.1		Manufacture of glass and glass products
	26.11	Manufacture of flat glass
	26.12	Shaping and processing of flat glass
	26.13	Manufacture of hollow glass
	26.14	Manufacture of glass fibres
	26.15	Manufacture and processing of other glass including technical glassware
26.2		Manufacture of non-refractory ceramic goods other than for construction purposes; manufacture of refractory ceramic products
	26.21	Manufacture of ceramic household and ornamental articles
	26.22	Manufacture of ceramic sanitary fixtures
	26.23	Manufacture of ceramic insulators and insulating fittings
	26.24	Manufacture of other technical ceramic products
	26.25	Manufacture of other ceramic products
	26.26	Manufacture of refractory ceramic products
26.3		Manufacture of ceramic tiles and flags
	26.30	Manufacture of ceramic tiles and flags
26.4		Manufacture of bricks, tiles and construction products, in baked clay
	26.40	Manufacture of bricks, tiles and construction products, in baked clay
26.5		Manufacture of cement, lime and plaster
	26.51	Manufacture of cement
	26.52	Manufacture of lime
	26.53	Manufacture of plaster
26.6		Manufacture of articles of concrete, plaster and cement
	26.61	Manufacture of concrete products for construction purposes

	26.62	Manufacture of plaster products for construction purposes
	26.63	Manufacture of ready-mixed concrete
	26.64	Manufacture of mortars
	26.65	Manufacture of fibre cement
	26.66	Manufacture of other articles of concrete, plaster and cement
26.7		Cutting, shaping and finishing of stone
	26.70	Cutting, shaping and finishing of stone
26.8		Manufacture of other non-metallic mineral products
	26.81	Production of abrasive products
	26.82	Manufacture of other non-metallic mineral products not elsewhere classified
<b>Subsection DJ</b>		<b>MANUFACTURE OF BASIC METALS AND FABRICATED METAL PRODUCTS</b>
27		<b>MANUFACTURE OF BASIC METALS</b>
27.1		Manufacture of basic iron and steel and of ferro-alloys (ECSC)
	27.10	Manufacture of basic iron and steel and of ferro-alloys (ECSC)
27.2		Manufacture of tubes
	27.21	Manufacture of cast iron tubes
	27.22	Manufacture of steel tubes
27.3		Other first processing of iron and steel and production of non-ECSC ferro-alloys
	27.31	Cold drawing
	27.32	Cold rolling of narrow strip
	27.33	Cold forming or folding
	27.34	Wire drawing
	27.35	Other first processing of iron and steel not elsewhere classified; production of non-ECSC ferro-alloys
27.4		Manufacture of basic precious and non-ferrous metals
	27.41	Precious metals production
	27.42	Aluminium production
	27.43	Lead, zinc and tin production
	27.44	Copper production
	27.45	Other non-ferrous metal production
27.5		Casting of metals
	27.51	Casting of iron
	27.52	Casting of steel
	27.53	Casting of light metals
	27.54	Casting of other non-ferrous metals
28		<b>MANUFACTURE OF FABRICATED METAL PRODUCTS, EXCEPT MACHINERY AND EQUIPMENT</b>
28.1		Manufacture of structural metal products
	28.11	Manufacture of metal structures and parts of structures
	28.12	Manufacture of builders' carpentry and joinery of metal
28.2		Manufacture of tanks, reservoirs and containers of metal; manufacture of central heating radiators and boilers
	28.21	Manufacture of tanks, reservoirs and containers of metal
	28.22	Manufacture of central heating radiators and boilers
28.3		Manufacture of steam generators, except central heating hot water boilers
	28.30	Manufacture of steam generators, except central heating hot water boilers
28.4		Forging, pressing, stamping and roll forming of metal; powder metallurgy
	28.40	Forging, pressing, stamping and roll forming of metal; powder

		metallurgy
28.5	28.51 28.52	Treatment and coating of metals; general mechanical engineering Treatment and coating of metals General mechanical engineering
28.6	28.61 28.62 28.63	Manufacture of cutlery, tools and general hardware Manufacture of cutlery Manufacture of tools Manufacture of locks and hinges
28.7	28.71 28.72 28.73 28.74 28.75	Manufacture of other fabricated metal products Manufacture of steel drums and similar containers Manufacture of light metal packaging Manufacture of wire products Manufacture of fasteners, screw machine products, chain and springs Manufacture of other fabricated metal products not elsewhere classified
<b>Subsection DK</b>		<b>MANUFACTURE OF MACHINERY AND EQUIPMENT NOT ELSEWHERE CLASSIFIED</b>
29		<b>MANUFACTURE OF MACHINERY AND EQUIPMENT NOT ELSEWHERE CLASSIFIED</b>
29.1	29.11 29.12 29.13 29.14	Manufacture of machinery for the production and use of mechanical power, except aircraft, vehicle and cycle engines Manufacture of engines and turbines, except aircraft, vehicle and cycle engines Manufacture of pumps and compressors Manufacture of taps and valves Manufacture of bearings, gears, gearing and driving elements
29.2	29.21 29.22 29.23 29.24	Manufacture of other general purpose machinery Manufacture of furnaces and furnace burners Manufacture of lifting and handling equipment Manufacture of non-domestic cooling and ventilation equipment Manufacture of other general purpose machinery not elsewhere classified
29.3	29.31 29.32	Manufacture of agricultural and forestry machinery Manufacture of agricultural tractors Manufacture of other agricultural and forestry machinery
29.4	29.40	Manufacture of machine tools Manufacture of machine tools
29.5	29.51 29.52 29.53 29.54 29.55 29.56	Manufacture of other special purpose machinery Manufacture of machinery for metallurgy Manufacture of machinery for mining, quarrying and construction Manufacture of machinery for food, beverage and tobacco processing Manufacture of machinery for textile, apparel and leather production Manufacture of machinery for paper and paperboard production Manufacture of other special purpose machinery not elsewhere classified
29.6	29.60	Manufacture of weapons and ammunition Manufacture of weapons and ammunition
29.7	29.71 29.72	Manufacture of domestic appliances not elsewhere classified Manufacture of electric domestic appliances Manufacture of non-electric domestic appliances
<b>Subsection DL</b>		<b>MANUFACTURE OF ELECTRICAL AND OPTICAL EQUIPMENT</b>
30		<b>MANUFACTURE OF OFFICE MACHINERY AND COMPUTERS</b>
30.0		Manufacture of office machinery and computers

	30.01	Manufacture of office machinery
	30.02	Manufacture of computers and other information processing equipment
31		MANUFACTURE OF ELECTRICAL MACHINERY AND APPARATUS NOT ELSEWHERE CLASSIFIED
	31.1	Manufacture of electric motors, generators and transformers
	31.10	Manufacture of electric motors, generators and transformers
	31.2	Manufacture of electricity distribution and control apparatus
	31.20	Manufacture of electricity distribution and control apparatus
	31.3	Manufacture of insulated wire and cable
	31.30	Manufacture of insulated wire and cable
	31.4	Manufacture of accumulators, primary cells and primary batteries
	31.40	Manufacture of accumulators, primary cells and primary batteries
	31.5	Manufacture of lighting equipment and electric lamps
	31.50	Manufacture of lighting equipment and electric lamps
	31.6	Manufacture of electrical equipment not elsewhere classified
	31.61	Manufacture of electrical equipment for engines and vehicles not elsewhere classified
	31.62	Manufacture of other electrical equipment not elsewhere classified
32		MANUFACTURE OF RADIO, TELEVISION AND COMMUNICATION EQUIPMENT AND APPARATUS
	32.1	Manufacture of electronic valves and tubes and other electronic components
	32.10	Manufacture of electronic valves and tubes and other electronic components
	32.2	Manufacture of television and radio transmitters and apparatus for line telephony and line telegraphy
	32.20	Manufacture of television and radio transmitters and apparatus for line telephony and line telegraphy
	32.3	Manufacture of television and radio receivers, sound or video recording or reproducing apparatus and associated goods
	32.30	Manufacture of television and radio receivers, sound or video recording or reproducing apparatus and associated goods
33		MANUFACTURE OF MEDICAL, PRECISION AND OPTICAL INSTRUMENTS, WATCHES AND CLOCKS
	33.1	Manufacture of medical and surgical equipment and orthopaedic appliances
	33.10	Manufacture of medical and surgical equipment and orthopaedic appliances
	33.2	Manufacture of instruments and appliances for measuring, checking, testing, navigating and other purposes, except industrial process control equipment
	33.20	Manufacture of instruments and appliances for measuring, checking, testing, navigating and other purposes, except industrial process control equipment
	33.3	Manufacture of industrial process control equipment
	33.30	Manufacture of industrial process control equipment
	33.4	Manufacture of optical instruments and photographic equipment
	33.40	Manufacture of optical instruments and photographic equipment
	33.5	Manufacture of watches and clocks
	33.50	Manufacture of watches and clocks



<b>Subsection DM</b>		<b>MANUFACTURE OF TRANSPORT EQUIPMENT</b>
34		<b>MANUFACTURE OF MOTOR VEHICLES, TRAILERS AND SEMI-TRAILERS</b>
34.1	34.10	Manufacture of motor vehicles Manufacture of motor vehicles
34.2	34.20	Manufacture of bodies (coachwork) for motor vehicles; manufacture of trailers and semi-trailers Manufacture of bodies (coachwork) for motor vehicles; manufacture of trailers and semi-trailers
34.3	34.30	Manufacture of parts and accessories for motor vehicles and their engines Manufacture of parts and accessories for motor vehicles and their engines
35		<b>MANUFACTURE OF OTHER TRANSPORT EQUIPMENT</b>
35.1	35.11 35.12	Building and repairing of ships and boats Building and repairing of ships Building and repairing of pleasure and sporting boats
35.2	35.20	Manufacture of railway and tramway locomotives and rolling stock Manufacture of railway and tramway locomotives and rolling stock
35.3	35.30	Manufacture of aircraft and spacecraft Manufacture of aircraft and spacecraft
35.4	35.41 35.42 35.43	Manufacture of motorcycles and bicycles Manufacture of motorcycles Manufacture of bicycles Manufacture of invalid carriages
35.5	35.50	Manufacture of other transport equipment not elsewhere classified Manufacture of other transport equipment not elsewhere classified
<b>Subsection DN</b>		<b>MANUFACTURING NOT ELSEWHERE CLASSIFIED</b>
36		<b>MANUFACTURE OF FURNITURE; MANUFACTURING NOT ELSEWHERE CLASSIFIED</b>
36.1	36.11 36.12 36.13 36.14 36.15	Manufacture of furniture Manufacture of chairs and seats Manufacture of other office and shop furniture Manufacture of other kitchen furniture Manufacture of other furniture Manufacture of mattresses
36.2	36.21 36.22	Manufacture of jewellery and related articles Striking of coins and medals Manufacture of jewellery and related articles not elsewhere classified
36.3	36.30	Manufacture of musical instruments Manufacture of musical instruments
36.4	36.40	Manufacture of sports goods Manufacture of sports goods
36.5	36.50	Manufacture of games and toys Manufacture of games and toys
36.6	36.61 36.62 36.63	Miscellaneous manufacturing not elsewhere classified Manufacture of imitation jewellery Manufacture of brooms and brushes Other manufacturing not elsewhere classified

37		RECYCLING
37.1	37.10	Recycling of metal waste and scrap Recycling of metal waste and scrap
37.2	37.20	Recycling of non-metal waste and scrap Recycling of non-metal waste and scrap
<b>SECTION E</b>		<b>ELECTRICITY, GAS AND WATER SUPPLY</b>
40		ELECTRICITY, GAS, STEAM AND HOT WATER SUPPLY
40.1	40.10	Production and distribution of electricity Production and distribution of electricity
40.2	40.20	Manufacture of gas; distribution of gaseous fuels through mains Manufacture of gas; distribution of gaseous fuels through mains
40.3	40.30	Steam and hot water supply Steam and hot water supply
41		COLLECTION, PURIFICATION AND DISTRIBUTION OF WATER
41.0	41.00	Collection, purification and distribution of water Collection, purification and distribution of water
<b>SECTION F</b>		<b>CONSTRUCTION</b>
45		CONSTRUCTION
45.1	45.11 45.12	Site preparation Demolition and wrecking of buildings; earth moving Test drilling and boring
45.2	45.21 45.22 45.23 45.24  45.25	Building of complete constructions or parts thereof-, civil engineering General construction of buildings and civil engineering works Erection of roof covering and frames Construction of highways, roads, airfields and sport facilities Construction of water projects  Other construction work involving special trades
45.3	45.31 45.32 45.33 45.34	Building installation Installation of electrical wiring and fittings Insulation work activities Plumbing Other building installation
45.4	45.41 45.42 45.43 45.44 45.45	Building completion Plastering Joinery installation Floor and wall covering Painting and glazing Other building completion
45.5	45.50	Renting of construction or demolition equipment with operator Renting of construction or demolition equipment with operator
<b>SECTION G</b>		<b>WHOLESALE AND RETAIL TRADE; REPAIR OF MOTOR VEHICLES, MOTORCYCLES AND PERSONAL AND HOUSEHOLD GOODS</b>
50		SALE, MAINTENANCE AND REPAIR OF MOTOR VEHICLES AND MOTORCYCLES; RETAIL SALE OF AUTOMOTIVE FUEL
50.1	50.10	Sale of motor vehicles Sale of motor vehicles

50.2	50.20	Maintenance and repair of motor vehicles Maintenance and repair of motor vehicles
50.3	50.30	Sale of motor vehicle parts and accessories Sale of motor vehicle parts and accessories
50.4	50.40	Sale, maintenance and repair of motorcycles and related parts and accessories Sale, maintenance and repair of motorcycles and related parts and accessories
50.5	50.50	Retail sale of automotive fuel Retail sale of automotive fuel
51		WHOLESALE TRADE AND COMMISSION TRADE, EXCEPT OF MOTOR VEHICLES AND MOTORCYCLES
51.1	51.11	Wholesale on a fee or contract basis Agents involved in the sale of agricultural raw materials, live animals, textile raw materials and semi-finished goods
	51.12	Agents involved in the sale of agricultural raw materials, live animals, textile raw materials and semi-finished goods
	51.13	Agents involved in the sale of agricultural raw materials, live animals, textile raw materials and semi-finished goods
	51.14	Agents involved in the sale of machinery, industrial equipment, ships and aircraft
	51.15	Agents involved in the sale of furniture, household goods, hardware and ironmongery
	51.16	Agents involved in the sale of textiles, clothing, footwear and leather goods
	51.17	Agents involved in the sale of food, beverages and tobacco
	51.18	Agents specialising in the sale of particular products or ranges of products not elsewhere classified
	51.19	Agents involved in the sale of a variety of goods
51.2	51.21	Wholesale of agricultural raw materials and live animals
	51.22	Wholesale of grain, seeds and animal feeds
	51.23	Wholesale of flowers and plants
	51.24	Wholesale of live animals
	51.25	Wholesale of hides, skins and leather
	51.25	Wholesale of unmanufactured tobacco
51.3	51.31	Wholesale of food, beverages and tobacco
	51.32	Wholesale of fruit and vegetables
	51.33	Wholesale of meat and meat products
	51.33	Wholesale of dairy produce, eggs and edible oils and fats
	51.34	Wholesale of alcoholic and other beverages
	51.35	Wholesale of tobacco products
	51.36	Wholesale of sugar and chocolate and sugar confectionery
	51.37	Wholesale of coffee, tea, cocoa and spices
	51.38	Wholesale of other food including fish, crustaceans and molluscs
	51.39	Non-specialised wholesale of food, beverages and tobacco
51.4	51.41	Wholesale of household goods
	51.41	Wholesale of textiles
	51.42	Wholesale of clothing and footwear
	51.43	Wholesale of electrical household appliances and radio and television goods
	51.44	Wholesale of china and glassware, wallpaper and cleaning materials
	51.45	Wholesale of perfume and cosmetics
	51.46	Wholesale of pharmaceutical goods
	51.47	Wholesale of other household goods
51.5	51.51	Wholesale of non-agricultural intermediate products, waste and scrap
	51.52	Wholesale of solid, liquid and gaseous fuels and related products
	51.52	Wholesale of metals and metal ores
	51.53	Wholesale of wood, construction materials and sanitary equipment

	51.54	Wholesale of hardware, plumbing and heating equipment and supplies
	51.55	Wholesale of chemical products
	51.56	Wholesale of other intermediate products
	51.57	Wholesale of waste and scrap
51.6		Wholesale of machinery, equipment and supplies
	51.61	Wholesale of machine tools
	51.62	Wholesale of construction machinery
	51.63	Wholesale of machinery for the textile industry, and of sewing and knitting machines
	51.64	Wholesale of office machinery and equipment
	51.65	Wholesale of other machinery for use in industry, trade and navigation
	51.66	Wholesale of agricultural machinery and accessories and implements, including tractors
51.7		Other wholesale
	51.70	Other wholesale
52		RETAIL TRADE, EXCEPT OF MOTOR VEHICLES AND MOTORCYCLES; REPAIR OF PERSONAL AND HOUSEHOLD GOODS
52.1		Retail sale in non-specialised stores
	52.11	Retail sale in non-specialised stores with food, beverages or tobacco predominating
	52.12	Other retail sale in non-specialised stores
52.2		Retail sale of food, beverages and tobacco in specialised stores
	52.21	Retail sale of fruit and vegetables
	52.22	Retail sale of meat and meat products
	52.23	Retail sale of fish, crustaceans and molluscs
	52.24	Retail sale of bread, cakes, flour confectionery and sugar confectionery
	52.25	Retail sale of alcoholic and other beverages
	52.26	Retail sale of tobacco products
	52.27	Other retail sale of food, beverages and tobacco in specialised stores
52.3		Retail sale of pharmaceutical and medical goods, cosmetic and toilet articles
	52.31	Dispensing chemists
	52.32	Retail sale of medical and orthopaedic goods
	52.33	Retail sale of cosmetic and toilet articles
52.4		Other retail sale of new goods in specialised stores
	52.41	Retail sale of textiles
	52.42	Retail sale of clothing
	52.43	Retail sale of footwear and leather goods
	52.44	Retail sale of furniture, lighting equipment and household articles not elsewhere classified
	52.45	Retail sale of electrical household appliances and radio and television goods
	52.46	Retail sale of hardware, paints and glass
	52.47	Retail sale of books, newspapers and stationery
	52.48	Other retail sale in specialised stores
52.5		Retail sale of second-hand goods in stores
	52.50	Retail sale of second-hand goods in stores
52.6		Retail sale not in stores
	52.61	Retail sale via mail order houses
	52.62	Retail sale via stalls and markets
	52.63	Other non-store retail sale
52.7		Repair of personal and household goods
	52.71	Repair of boots, shoes and other articles of leather
	52.72	Repair of electrical household goods

	52.73	Repair of watches, clocks and jewellery
	52.74	Repair not elsewhere classified
<b>SECTION H</b>		<b>HOTELS AND RESTAURANTS</b>
55		HOTELS AND RESTAURANTS
55.1		Hotels
	55.11	Hotels and motels, with restaurant
	55.12	Hotels and motels, without restaurant
55.2		Camping sites and other provision of short-stay accommodation
	55.21	Youth hostels and mountain refuges
	55.22	Camping sites, including caravan sites
	55.23	Other provision of lodgings not elsewhere classified
55.3		Restaurants
	55.30	Restaurants
55.4		Bars
	55.40	Bars
55.5		Canteens and catering
	55.51	Canteens
	55.52	Catering
<b>SECTION I</b>		<b>TRANSPORT, STORAGE AND COMMUNICATION</b>
60		LAND TRANSPORT; TRANSPORT VIA PIPELINES
60.1		Transport via railways
	60.10	Transport via railways
60.2		Other land transport
	60.21	Other scheduled passenger land transport
	60.22	Taxi operation
	60.23	Other passenger land transport
	60.24	Freight transport by road
60.3		Transport via pipelines
	60.30	Transport via pipelines
61		WATER TRANSPORT
61.1		Sea and coastal water transport
	61.10	Sea and coastal water transport
61.2		Inland water transport
	61.20	Inland water transport
62		AIR TRANSPORT
62.1		Scheduled air transport
	62.10	Scheduled air transport
62.2		Non-scheduled air transport
	62.20	Non-scheduled air transport
62.3		Space transport
	62.30	Space transport
63		SUPPORTING AND AUXILIARY TRANSPORT ACTIVITIES; ACTIVITIES OF TRAVEL AGENCIES
63.1		Cargo handling and storage
	63.11	Cargo handling
	63.12	Storage and warehousing
63.2		Other supporting transport activities

	63.21	Other supporting land transport activities
	63.22	Other supporting water transport activities
	63.23	Other supporting air transport activities
63.3		Activities of travel agencies and tour operators; tourist assistance activities not elsewhere classified
	63.30	Activities of travel agencies and tour operators; tourist assistance activities not elsewhere classified
63.4		Activities of other transport agencies
	63.40	Activities of other transport agencies
64		<b>POST AND TELECOMMUNICATIONS</b>
64.1		Post and courier activities
	64.11	National post activities
	64.12	Courier activities other than national post activities
64.2		Telecommunications
	64.20	Telecommunications
<b>SECTION J</b>		<b>FINANCIAL INTERMEDIATION</b>
65		<b>FINANCIAL INTERMEDIATION, EXCEPT INSURANCE AND PENSION FUNDING</b>
65.1		Monetary intermediation
	65.11	Central banking
	65.12	Other monetary intermediation
65.2		Other financial intermediation
	65.21	Financial leasing
	65.22	Other credit granting
	65.23	Other financial intermediation not elsewhere classified
66		<b>INSURANCE AND PENSION FUNDING, EXCEPT COMPULSORY SOCIAL SECURITY</b>
66.0		Insurance and pension funding, except compulsory social security
	66.01	Life insurance
	66.02	Pension funding
	66.03	Non-life insurance
67		<b>ACTIVITIES AUXILIARY TO FINANCIAL INTERMEDIATION</b>
67.1		Activities auxiliary to financial intermediation, except insurance and pension funding
	67.11	Administration of financial markets
	67.12	Security broking and fund management
	67.13	Activities auxiliary to financial intermediation not elsewhere classified
67.2		Activities auxiliary to insurance and pension funding
	67.20	Activities auxiliary to insurance and pension funding
<b>SECTION K</b>		<b>REAL ESTATE, RENTING AND BUSINESS ACTIVITIES</b>
70		<b>REAL ESTATE ACTIVITIES</b>
70.1		Real estate activities with own property
	70.11	Development and selling of real estate
	70.12	Buying and selling of own real estate
70.2		Letting of own property
	70.20	Letting of own property
70.3		Real estate activities on a fee or contract basis
	70.31	Real estate agencies
	70.32	Management of real estate on a fee or contract basis

71		RENTING OF MACHINERY AND EQUIPMENT WITHOUT OPERATOR AND OF PERSONAL AND HOUSEHOLD GOODS
71.1	71.10	Renting of automobiles Renting of automobiles
71.2	71.21 71.22 71.23	Renting of other transport equipment Renting of other land transport equipment Renting of water transport equipment Renting of air transport equipment
71.3	71.31 71.32 71.33 71.34	Renting of other machinery and equipment Renting of agricultural machinery and equipment Renting of construction and civil engineering machinery and equipment Renting of office machinery and equipment including computers Renting of other machinery and equipment not elsewhere classified
71.4	71.40	Renting of personal and household goods not elsewhere classified Renting of personal and household goods not elsewhere classified
72		COMPUTER AND RELATED ACTIVITIES
72.1	72.10	Hardware consultancy Hardware consultancy
72.2	72.20	Software consultancy and supply Software consultancy and supply
72.3	72.30	Data processing Data processing
72.4	72.40	Data base activities Data base activities
72.5	72.50	Maintenance and repair of office, accounting and computing machinery Maintenance and repair of office, accounting and computing machinery
72.6	72.60	Other computer related activities Other computer related activities
73		RESEARCH AND DEVELOPMENT
73.1	73.10	Research and experimental development on natural sciences and engineering Research and experimental development on natural sciences and engineering
73.2	73.20	Research and experimental development on social sciences and humanities Research and experimental development on social sciences and humanities
74		OTHER BUSINESS ACTIVITIES
74.1	74.11 74.12 74.13 74.14 74.15	Legal, accounting, book-keeping and auditing activities; tax consultancy; market research and public opinion polling; business and management consultancy; holdings Legal activities Accounting, book-keeping and auditing activities; tax consultancy Market research and public opinion polling Business and management consultancy activities Management activities of holding companies
74.2		Architectural and engineering activities and related technical

	74.20	consultancy Architectural and engineering activities and related technical consultancy
74.3	74.30	Technical testing and analysis Technical testing and analysis
74.4	74.40	Advertising Advertising
74.5	74.50	Labour recruitment and provision of personnel Labour recruitment and provision of personnel
74.6	74.60	Investigation and security activities Investigation and security activities
74.7	74.70	Industrial cleaning Industrial cleaning
74.8	74.81 74.82 74.83 74.84	Miscellaneous business activities not elsewhere classified Photographic activities Packaging activities Secretarial and translation activities Other business activities not elsewhere classified
<b>SECTION L</b>		<b>PUBLIC ADMINISTRATION AND DEFENCE; COMPULSORY SOCIAL SECURITY</b>
75		PUBLIC ADMINISTRATION AND DEFENCE; COMPULSORY SOCIAL SECURITY
75.1	75.11 75.12 75.13 75.14	Administration of the State and the economic and social policy of the community General (overall) public service activities Regulation of the activities of agencies that provide health care, education, cultural services and other social services excluding social security Regulation of and contribution to more efficient operation of business Supporting service activities for the government as a whole
75.2	75.21 75.22 75.23 75.24 75.25	Provision of services to the community as a whole Foreign affairs Defence activities Justice and judicial activities Public security, law and order activities Fire service activities
75.3	75.30	Compulsory social security activities Compulsory social security activities
<b>SECTION M</b>		<b>EDUCATION</b>
80		EDUCATION
80.1	80.10	Primary education Primary education
80.2	80.21 80.22	Secondary education General secondary education Technical and vocational secondary education
80.3	80.30	Higher education Higher education
80.4	80.41 80.42	Adult and other education Driving school activities Adult and other education not elsewhere classified



<b>SECTION N</b>		<b>HEALTH AND SOCIAL WORK</b>	
85			HEALTH AND SOCIAL WORK
85.1			Human health activities
	85.11		Hospital activities
	85.12		Medical practice activities
	85.13		Dental practice activities
	85.14		Other human health activities
85.2			Veterinary activities
	85.20		Veterinary activities
85.3			Social work activities
	85.31		Social work activities with accommodation
	85.32		Social work activities without accommodation
<b>SECTION O</b>		<b>OTHER COMMUNITY, SOCIAL AND PERSONAL SERVICE ACTIVITIES</b>	
90			SEWAGE AND REFUSE DISPOSAL, SANITATION AND SIMILAR ACTIVITIES
90.0			Sewage and refuse disposal, sanitation and similar activities
	90.00		Sewage and refuse disposal, sanitation and similar activities
91			ACTIVITIES OF MEMBERSHIP ORGANISATIONS NOT ELSEWHERE CLASSIFIED
91.1			Activities of business, employers and professional organisations
	91.11		Activities of business and employers organisations
	91.12		Activities of professional organisations
91.2			Activities of trade unions
	91.20		Activities of trade unions
91.3			Activities of other membership organisations
	91.31		Activities of religious organisations
	91.32		Activities of political organisations
	91.33		Activities of other membership organisations not elsewhere classified
92			RECREATIONAL, CULTURAL AND SPORTING ACTIVITIES
92.1			Motion picture and video activities
	92.11		Motion picture and video production
	92.12		Motion picture and video production
	92.13		Motion picture projection
92.2			Radio and television activities
	92.20		Radio and television activities
92.3			Other entertainment activities
	92.31		Artistic and literary creation and interpretation
	92.32		Operation of arts facilities
	92.33		Fair and amusement park activities
	92.34		Other entertainment activities not elsewhere classified
92.4			News agency activities
	92.40		News agency activities
92.5			Library, archives, museums and other cultural activities
	92.51		Library and archives activities
	92.52		Museum activities and preservation of historical sites and buildings
	92.53		Botanical and zoological gardens and nature reserves activities
92.6			Sporting activities
	92.61		Operation of sports arenas and stadiums
	92.62		Other sporting activities

92.7		Other recreational activities
	92.71	Gambling and betting activities
	92.72	Other recreational activities not elsewhere classified
93		<b>OTHER SERVICE ACTIVITIES</b>
93.0		Other service activities
	93.01	Washing and dry cleaning of textile and fur products
	93.02	Hairdressing and other beauty treatment
	93.03	Funeral and related activities
	93.04	Physical well-being activities
	93.05	Other service activities not elsewhere classified
<b>SECTION P</b>		<b>PRIVATE HOUSEHOLDS WITH EMPLOYED PERSONS</b>
95		<b>PRIVATE HOUSEHOLDS WITH EMPLOYED PERSONS</b>
95.0		Private households with employed persons
	95.00	Private households with employed persons
<b>SECTION Q</b>		<b>EXTRA-TERRITORIAL ORGANISATIONS AND BODIES</b>
99		<b>EXTRA-TERRITORIAL ORGANISATIONS AND BODIES</b>
99.0		Extra-territorial organisations and bodies
	99.00	Extra-territorial organisations and bodies

### 3.9. Standard Occupational Classification 1990 (SOC)

#### Available at all waves

Occupational coding was carried out using the CASOC system. See Section on Sampling and Survey Methods for more details.

The *Standard Occupational Classification 1990* (SOC) is broken down into 3 areas; the *major groups*, the *minor groups* and the constituent *unit groups*. At the most detailed level of classification 374 unit groups are distinguished, each with a 3 digit classification. Each occupation unit group is allocated to a minor group (two digit), of which there are 77 and a major group (one digit) of which there are 9. The major group structure is a set of broad occupational categories which are designed be useful in bringing together unit groups which are similar in terms of the qualifications, training, skills and experience.

In the 3 digit unit group codes, the first digit denotes the major group classification in which it is contained. The first 2 digits of the unit group codes denote the minor group classification.

Source: *Quarterly Labour Force Survey, March-May 1992: User Guide*, September 1992.

#### 1: MAJOR GROUPS

- 1 Managers & administrators
- 2 Professional occupations
- 3 Associate professional & technical occupations
- 4 Clerical & secretarial occupations
- 5 Craft & related occupations
- 6 Personal & protective service occupations
- 7 Sales occupations
- 8 Plant & machine operatives
- 9 Other occupations

#### 2: MINOR GROUPS<sup>2</sup>

- 10 General managers & administrators in national & local Government, large companies & organisations
- 11 Production managers in manufacturing, construction, mining & energy industries
- 12 Specialist managers
- 13 Financial institution & office managers, civil service executive officers
- 14 Managers in transport & storing
- 15 Protective service officers
- 16 Managers in farming, horticulture, forestry & fishing
- 17 Managers & proprietors in service industries
- 19 Managers & administrators nec
- 20 Natural scientists
- 21 Engineers & technologists
- 22 Health professionals
- 23 Teaching professionals
- 24 Legal professionals
- 25 Business & financial professionals
- 26 Architects, town planners & surveyors
- 27 Librarians & related professionals
- 29 Professional occupations nec
- 30 Scientific technicians
- 31 Draftspersons, quantity & other surveyors
- 32 Computer analyst/programmers
- 33 Ship & aircraft officers, air traffic planners & controllers

2. In the following, "nec" means "not elsewhere classified".

34	Health associate professionals
35	Legal associate professionals
36	Business & financial associate professionals
37	Social welfare associate professionals
39	Associate professional & technical occupations nec
40	Administrative/clerical officers & assistants in civil service & local government
41	Numerical clerks & cashiers
42	Filing & records clerks
43	Clerks (not otherwise specified)
44	Stores & despatch clerks, storekeepers
45	Secretaries, personal assistants, typists, word processor operators
46	Receptionists, telephonists & related occupations
49	Clerical & secretarial occupations nec
50	Construction trades
51	Metal machining, fitting & instrument making trades
52	Electrical/electronic trades
53	Metal forming, welding & related trades
54	Vehicle trades
55	Textiles, garments & related trades
56	Printing & related trades
57	Woodworking trades
58	Food preparation trades
59	Other craft & related occupations nec
60	NCOs & other ranks, armed forces
61	Security & protective service occupations
62	Catering occupations
63	Travel attendants & related occupations
64	Health & related occupations
65	Childcare & related occupations
66	Hairdressers, beauticians & related occupations
67	Domestic staff & related occupations
69	Personal & protective service occupations nec
70	Buyers, brokers & related agents
71	Sales representatives
72	Sales assistants & check-out operators
73	Mobile market & door-to-door salespersons & agents
79	Sales occupations nec
80	Food, drink & tobacco process operatives
81	Textiles & tannery process operatives
82	Chemicals, paper, plastics & related process operatives
83	Metal making & treating process operatives
84	Metal working process operatives
85	Assemblers/lineworkers
86	Other routine process operatives
87	Road transport operatives
88	Other transport & machinery operatives
89	Plant & machine operatives nec
90	Other occupations in agriculture, forestry & fishing
91	Other occupations in mining & manufacture
92	Other occupations in construction
93	Other occupations in transport
94	Other occupations in communication
95	Other occupations in sales & service
99	Other occupations nec

### 3: UNIT GROUPS

- 100 General administrators; nation government (Assistant Secretary/Grade 5 & above)
- 101 General managers;large companies & organisations
- 102 Local government officers (administrative & executive functions)
- 103 General administrators; national government (HEO to Senior Principal/Grade 6)
- 110 Production, works & maintenance managers
- 111 Managers in building & contracting
- 112 Clerks of works
- 113 Managers in mining & energy industries
- 120 Treasurers & company financial managers
- 121 Marketing & sales managers
- 122 Purchasing managers
- 123 Advertising & public relations managers
- 124 Personnel, training & industrial relations managers
- 125 Organisation & methods & work study managers
- 126 Computer systems & data processing managers
- 127 Company secretaries
- 130 Credit controllers
- 131 Bank, Building Society & Post Office managers (except self-employed)
- 132 Civil Service executive officers
- 139 Other financial institution & office managers nec
- 140 Transport managers
- 141 Stores controllers
- 142 Managers in warehousing & other materials handling
- 150 officers in UK armed forces
- 151 Officers in foreign & Commonwealth armed forces
- 152 Police officers (inspector & above)
- 153 Fire service officers (station officer & above)
- 154 Prison officers (principal officer 7 above)
- 155 Customs & excise, immigration service officers (customs: chief preventive officer & above; excise: surveyor & above)
- 160 Farm owners & managers, horticulturists
- 169 Other managers in farming, horticulture, forestry & fishing nec
- 170 Property & estate managers
- 171 Garage managers & proprietors
- 172 Hairdressers' & barbers' managers & proprietors
- 173 Hotel & accommodation managers
- 174 Restaurant & catering managers
- 175 Publicans, innkeepers & club stewards
- 176 Entertainment & sports managers
- 177 Travel agency managers
- 178 Managers & proprietors of butchers & fishmongers
- 179 Managers & proprietors in service industries nec
- 190 Officials of trade associations, trade unions, professional bodies & charities
- 191 Registrars & administrators of educational establishments
- 199 Other managers & administrators nec
- 200 Chemists
- 201 Biological scientists & biochemists
- 202 Physicists, geologists & meteorologists
- 209 Other natural scientists nec
- 210 Civil, structural, municipal, mining & quarry engineers
- 211 mechanical engineers
- 212 Electrical engineers
- 213 Electronic engineers
- 214 Software engineers
- 215 Chemical engineers
- 216 Design & development engineers
- 217 Process & production engineers
- 218 Planning & quality control engineers

219	Other engineers & technologists nec
220	Medical practitioners
221	Pharmacists/pharmacologists
222	Ophthalmic opticians
223	Dental practitioners
224	Veterinarians
230	University & polytechnic teaching professionals
231	Higher & further education teaching professionals
232	Education officers, school inspectors
233	Secondary (& middle school deemed secondary) education teaching professionals
234	Primary (& middle school deemed primary) & nursery education teaching professionals
235	Special education teaching professionals
239	Other teaching professionals nec
240	Judges & officers of the court
241	Barristers & advocates
242	Solicitors
250	Chartered & certified accountants
251	Management accountants
252	Actuaries, economists & statisticians
253	Management consultants, business analysts
260	Architects
261	Town planners
262	Building, land, mining & 'general practice' surveyors
270	Librarians
271	Archivists & curators
290	Psychologists
291	Other social & behavioural scientists
292	Clergy
293	Social workers, probation officers
300	Laboratory technicians
301	Engineering technicians
302	Electrical/electronic technicians
303	Architectural & town planning technicians
304	Building & civil engineering technicians
309	Other scientific technicians nec
310	Draughtspersons
311	Building inspectors
312	Quantity surveyors
313	Marine, insurance & other surveyors
320	Computer analyst/programmers
330	Air traffic planners & controllers
331	Aircraft flight deck officers
332	Ship & hovercraft officers
340	Nurses
341	Midwives
342	Medical radiographers
343	Physiotherapists
344	Chiropodists
345	Dispensing opticians
346	Medical technicians, dental auxiliaries
347	Occupational & speech therapists, psychotherapists, therapists nec
348	Environmental health officers
349	Other health associate professionals nec
350	Legal service & related occupations
360	Estimators, valuers
361	Underwriters, claims assessors, brokers, investment analysts
362	Taxation experts
363	Personnel & industrial relations officers
364	Organisation & methods & work study officers
370	Matrons, houseparents
371	Welfare, community & youth workers
380	Authors, writers, journalists

381	Artists, commercial artists, graphic designers
382	Industrial designers
383	Clothing designers
384	Actors, entertainers, stage managers, producers & directors
385	Musicians
386	Photographers, camera, sound and video equipment operators
387	Professional athletes, sports officials
390	Information officers
391	Vocational & industrial trainers
392	Careers advisers & vocational guidance specialists
393	Driving instructors (excluding HGV)
394	Inspectors of factories, utilities & trading standards
395	Other statutory & similar inspectors nec
396	Occupational hygienists & safety officers (health & safety)
399	Other associate professional & technical occupations nec
400	Civil Service administrative officers & assistants
401	Local government clerical officers & assistants
410	Accounts & wages clerks, book-keepers, other financial clerks
411	Counter clerks & cashiers
412	Debt, rent & other cash collectors
420	Filing, computer & other records clerks (inc. legal conveyancing)
421	Library assistants/clerks
430	Clerks (nec)
440	Stores, despatch & production control clerks
441	Storekeepers & warehousemen/women
450	Medical secretaries
451	Legal secretaries
452	Typists & word processor operators
459	Other secretaries, personal assistants, typists, word processor operators nec
460	Receptionists
461	Receptionist/telephonists
462	Telephone operators
463	Radio & telegraph operators, other office communication system operators
490	Computer operators, data processing operators, other office machine operators
491	Tracers, drawing office assistants
500	Bricklayers, masons
501	Roofers, slaters, tilers, sheeters, cladders
502	Plasterers
503	Glaziers
504	Builders, building contractors
505	Scaffolders, staggers, steeplejacks, riggers
506	Floorers, floor coverers, carpet fitters & planners, floor & wall tilers
507	Painters & decorators
509	Other construction trades nec
510	Centre, capstan, turret & other lathe setters & setter-operators
511	Boring & drilling machine setters & setter-operators
512	Grinding machine setters & setter-operators
513	Milling machine setters & setter-operators
514	Press setters & setter-operators
515	Tool makers, tool fitters & markers-out
516	Metal working production & maintenance fitters
517	Precision instrument makers & repairers
518	Goldsmiths, silversmiths, precious stone workers
519	Other machine tool setters & setter-operators nec (inc CNC setter-operators)
520	Production fitters (electrical/electronic)
521	Electricians, electrical maintenance fitters
522	Electrical engineers (not professional)
523	Telephone fitters
524	Cable jointers, lines repairers
525	Radio, TV & video engineers
526	Computer engineers, installation & maintenance
529	Other electrical/electronic trades nec

530	Smiths & forge workers
531	Moulders, core makers, die casters
532	Plumbers, heating & ventilating engineers & related trades
533	Sheet metal workers
534	Metal plate workers, shipwrights, riveters
535	Steel erectors
536	Barbenders, steel fixers
537	Welding trades
540	Motor mechanics, auto engineers (inc. road patrol engineers)
541	Coach & vehicle body builders
542	Vehicle body repairers, panel beaters
543	Auto electricians
544	Tyre & exhaust fitters
550	Weavers
551	Knitters
552	Warp preparers, bleachers, dyers & finishers
553	Sewing machinists, menders, darners & embroiderers
554	Coach trimmers, upholsterers & mattress makers
555	Shoe repairers, leather cutters & sewers, footwear lasters, makers & finishers, other leather making & repairing
556	Tailors & dressmakers
557	Clothing cutters, milliners, furriers
559	Other textiles, garments & related trades nec
560	Originators, compositors & print preparers
561	Printers
562	Bookbinders & print finishers
563	Screen printers
569	Other printing & related trades nec
570	Carpenters & joiners
571	Cabinet makers
572	Case & box makers
573	Pattern makers (moulds)
579	Other woodworking trades nec
580	Bakers, flour confectioners
581	Butchers, meat cutters
582	Fishmongers, poultry dressers
590	Glass product & ceramics makers
591	Glass product & ceramics finishers & decorators
592	Dental technicians
593	Musical instrument makers, piano tuners
594	Gardeners, groundsmen/groundswomen
595	horticultural trades
596	Coach painters, other spray painters
597	Face trained coalmining workers, shotfirers & deputies
598	Other machinery mechanics
599	Other craft & related occupations nec
600	NCOs & other ranks, UK armed forces
601	NCOs & other ranks, foreign & Commonwealth armed forces
610	Police officers (sergeant & below)
611	Fire service officers (leading fire officer & below)
612	Prison service officers (below principal officer)
613	Customs & excise officers, immigration officers (customs: below chief preventive officer; excise: below surveyor)
614	Traffic wardens
615	Security guards & related occupations
619	Other security & protective service occupations nec
620	Chefs, cooks
621	Waiters, waitresses
622	Bar staff
630	Travel & flight attendants
631	Railway station staff
640	Assistant nurses, nursing auxiliaries



641	Hospital ward assistants
642	Ambulance staff
643	Dental nurses
644	Care assistants & attendants
650	Nursery nurses
651	Playgroup leaders
652	Educational assistants
659	Other childcare & related occupations nec
660	Hairdressers, barbers
661	Beauticians & related occupations
670	Domestic housekeepers & related occupations
671	Housekeepers (non domestic)
672	Caretakers
673	Launderers, dry cleaners, pressers
690	Undertakers
691	Bookmakers
699	Other personal & protective service occupations nec
700	Buyers (retail trade)
701	Buyers & purchasing officers (not retail)
702	Importers & exporters
703	Air, commodity & ship brokers
710	Technical & wholesale sales representatives
719	Other sales representatives nec
720	Sales assistants
721	Retail cash desk & check-out operators
722	Petrol pump forecourt attendants
730	Collector salespersons & credit agents
731	Roundsmen/women & van salespersons
732	Market & street traders & assistants
733	Scrap dealers, scrap metal merchants
790	Merchandisers
791	Window dressers, floral arrangers
792	Telephone salespersons
800	Bakery & confectionery process operatives
801	Brewery & vinery process operatives
802	Tobacco process operatives
809	Other food, drink & tobacco process operatives nec
810	Tannery production operatives
811	Preparatory fibre processors
812	Spinners, doublers, twisters
813	Winders, reelers
814	Other textiles processing operatives
820	Chemical, gas & petroleum process plant operatives
821	Paper, wood & related process plant operatives
822	Cutting & slitting machine operatives (paper products etc)
823	Glass & ceramics furnace operatives, kilnsetters
824	Rubber process operatives, moulding machine operatives, tyre builders
825	Plastics process operatives, moulders & extruders
826	Synthetic fibre makers
829	Other chemicals, paper, plastics & related process operatives nec
830	Furnace operatives (metal)
831	Metal drawers
832	Rollers
833	Annealers, hardeners, temperers (metal)
834	Electroplaters, galvanisers, colour coaters
839	Other metal making & treating process operatives nec
840	Machine tool operatives (inc CNC machine tool operatives)
841	Press stamping & automatic machine operatives
842	Metal polishers
843	Metal dressing operatives
844	Shot blasters
850	Assemblers/lineworkers (electrical/electronic goods)

851	Assemblers/lineworkers (vehicles & other metal goods)
859	Other assemblers/lineworkers nec
860	Inspectors, viewers & testers (metal & electrical goods)
861	Inspectors, viewers, testers & examiners (other manufactured goods)
862	Packers, bottlers, canners, fillers
863	Weighers, graders, sorters
864	Routine laboratory testers
869	Other routine process operatives nec
870	Bus inspectors
871	Road transport depot inspectors & related occupations
872	Drivers of road goods vehicles
873	Bus & coach drivers
874	Taxi, cab drivers & chauffeurs
875	Bus conductors
880	Seafarers (merchant navy); barge, lighter & boat operatives
881	Rail transport inspectors, supervisors & guards
882	Rail engine drivers & assistants
883	Rail signal operatives & crossing keepers
884	Shunters & points operatives
885	Mechanical plant drivers & operatives (earth moving & civil engineering)
886	Crane drivers
887	Fork lift & mechanical truck drivers
889	Other transport & machinery operatives nec
890	Washers, screeners & crushers in mines & quarries
891	Printing machine minders & assistants
892	Water & sewerage plant attendants
893	Electrical, energy, boiler & related plant operatives & attendants
894	Oilers, greasers, lubricators
895	Mains & service pipe layers, pipe jointers
896	Construction & related operatives
897	Woodworking machine operatives
898	Mine (excluding coal) & quarry workers
899	Other plant & machine operatives nec
900	Farm workers
901	Agricultural machinery drivers & operatives
902	All other occupations in farming & related
903	Fishing & related workers
904	Forestry workers
910	Coal mine labourers
911	Labourers in foundries
912	Labourers in engineering & allied trades
913	Mates to metal/electrical & related fitters
919	Other labourers in making & processing industries nec
920	Mates to woodworking trades workers
921	Mates to building trades workers
922	Rail construction & maintenance workers
923	Road construction & maintenance workers
924	Paviors, kerb layers
929	Other building & civil engineering labourers nec
930	Stevedores, dockers
931	Goods porters
932	Slingers
933	Refuse & salvage collectors
934	Driver's mates
940	Postal workers, mail sorters
941	Messengers, couriers
950	Hospital porters
951	Hotel porters
952	Kitchen porters, hands
953	Counterhands, catering assistants
954	Shelf fillers
955	Lift & car park attendants

956	Window cleaners
957	Road sweepers
958	Cleaners, domestics
959	Other occupations in sales & services nec
990	All other labourers & related workers
999	All others in miscellaneous occupations nec

### 3.10. Standard Occupational Classification 2000 (SOC2000)

Used from Wave 11 onwards

#### Standard Occupational Classification 2000 (SOC2000)

Source: National Statistics website: [www.statistics.gov.uk](http://www.statistics.gov.uk). Crown copyright material is reproduced with the permission of the Controller of HMSO. (section 10.5 of the Licence)

#### Summary of Structure

The Standard Occupational Classification consists of the following major groups:

- 1 Managers and Senior Officials
- 2 Professional Occupations
- 3 Associate Professional and Technical Occupations
- 4 Administrative and Secretarial Occupations
- 5 Skilled Trades Occupations
- 6 Personal Service Occupations
- 7 Sales and Customer Service Occupations
- 8 Process, Plant and Machine Operatives
- 9 Elementary Occupations

The sub-major, minor group and unit group structure of these major groups is defined as follows:

Major Group	Sub-Major Group	Minor Group	Unit Group	Group Title
1				<b>MANAGERS AND SENIOR OFFICIALS</b>
	11			<b>CORPORATE MANAGERS</b>
		111		<b>Corporate Managers And Senior Officials</b>
			1111	Senior officials in national government
			1112	Directors and chief executives of major organisations
			1113	Senior officials in local government
			1114	Senior officials of special interest organisations
		112		<b>Production Managers</b>
			1121	Production, works and maintenance managers
			1122	Managers in construction
			1123	Managers in mining and energy
		113		<b>Functional Managers</b>
			1131	Financial managers and chartered secretaries
			1132	Marketing and sales managers
			1133	Purchasing managers
			1134	Advertising and public relations managers
			1135	Personnel, training and industrial relations managers
			1136	Information and communication technology managers
			1137	Research and development managers

<b>114</b>	<b>Quality And Customer Care Managers</b>
	1141 Quality assurance managers
	1142 Customer care managers
<b>115</b>	<b>Financial Institution And Office Managers</b>
	1151 Financial institution managers
	1152 Office managers
<b>116</b>	<b>Managers In Distribution, Storage And Retailing</b>
	1161 Transport and distribution managers
	1162 Storage and warehouse managers
	1163 Retail and wholesale managers
<b>117</b>	<b>Protective Service Officers</b>
	1171 Officers in armed forces
	1172 Police officers (inspectors and above)
	1173 Senior officers in fire, ambulance, prison and related services
	1174 Security managers
<b>118</b>	<b>Health And Social Services Managers</b>
	1181 Hospital and health service managers
	1182 Pharmacy managers
	1183 Healthcare practice managers
	1184 Social services managers
	1185 Residential and day care managers
<b>12</b>	<b>MANAGERS AND PROPRIETORS IN AGRICULTURE AND SERVICES</b>
<b>121</b>	<b>Managers In Farming, Horticulture, Forestry And Fishing</b>
	1211 Farm managers
	1212 Natural environment and conservation managers
	1219 Managers in animal husbandry, forestry and fishing n.e.c.
<b>122</b>	<b>Managers And Proprietors In Hospitality And Leisure Services</b>
	1221 Hotel and accommodation managers
	1222 Conference and exhibition managers
	1223 Restaurant and catering managers
	1224 Publicans and managers of licensed premises
	1225 Leisure and sports managers
	1226 Travel agency managers
<b>123</b>	<b>Managers And Proprietors In Other Service Industries</b>
	1231 Property, housing and land managers
	1232 Garage managers and proprietors
	1233 Hairdressing and beauty salon managers and proprietors
	1234 Shopkeepers and wholesale/retail dealers
	1235 Recycling and refuse disposal managers
	1239 Managers and proprietors in other services n.e.c.

Major Group	Sub-Major Group	Minor Group	Unit Group	Group Title
<b>2</b>				<b>PROFESSIONAL OCCUPATIONS</b>
	<b>21</b>			<b>SCIENCE AND TECHNOLOGY PROFESSIONALS</b>
		<b>211</b>		<b>Science Professionals</b>
			2111	Chemists
			2112	Biological scientists and biochemists
			2113	Physicists, geologists and meteorologists
		<b>212</b>		<b>Engineering Professionals</b>
			2121	Civil engineers
			2122	Mechanical engineers
			2123	Electrical engineers
			2124	Electronics engineers
			2125	Chemical engineers
			2126	Design and development engineers
			2127	Production and process engineers
			2128	Planning and quality control engineers
			2129	Engineering professionals n.e.c.
		<b>213</b>		<b>Information And Communication Technology Professionals</b>
			2131	IT strategy and planning professionals
			2132	Software professionals
	<b>22</b>			<b>HEALTH PROFESSIONALS</b>
		<b>221</b>		<b>Health Professionals</b>
			2211	Medical practitioners
			2212	Psychologists
			2213	Pharmacists/pharmacologists
			2214	Ophthalmic opticians
			2215	Dental practitioners
			2216	Veterinarians
	<b>23</b>			<b>TEACHING AND RESEARCH PROFESSIONALS</b>
		<b>231</b>		<b>Teaching Professionals</b>
			2311	Higher education teaching professionals
			2312	Further education teaching professionals
			2313	Education officers, school inspectors
			2314	Secondary education teaching professionals
			2315	Primary and nursery education teaching professionals
			2316	Special needs education teaching professionals
			2317	Registrars and senior administrators of educational establishments
			2319	Teaching professionals n.e.c.
		<b>232</b>		<b>Research Professionals</b>
			2321	Scientific researchers
			2322	Social science researchers
			2329	Researchers n.e.c.

<b>24</b>		<b>BUSINESS AND PUBLIC SERVICE PROFESSIONALS</b>
	<b>241</b>	<b>Legal Professionals</b>
	2411	Solicitors and lawyers, judges and coroners
	2419	Legal professionals n.e.c.
	<b>242</b>	<b>Business And Statistical Professionals</b>
	2421	Chartered and certified accountants
	2422	Management accountants
	2423	Management consultants, actuaries, economists and statisticians
	<b>243</b>	<b>Architects, Town Planners, Surveyors</b>
	2431	Architects
	2432	Town planners
	2433	Quantity surveyors
	2434	Chartered surveyors (not quantity surveyors)
	<b>244</b>	<b>Public Service Professionals</b>
	2441	Public service administrative professionals
	2442	Social workers
	2443	Probation officers
	2444	Clergy
	<b>245</b>	<b>Librarians And Related Professionals</b>
	2451	Librarians
	2452	Archivists and curators

Major Group	Sub-Major Group	Minor Group	Unit Group	Group Title
3				<b>ASSOCIATE PROFESSIONAL AND TECHNICAL OCCUPATIONS</b>
	31			<b>SCIENCE AND TECHNOLOGY ASSOCIATE PROFESSIONALS</b>
		311		<b>Science And Engineering Technicians</b>
			3111	Laboratory technicians
			3112	Electrical/electronics technicians
			3113	Engineering technicians
			3114	Building and civil engineering technicians
			3115	Quality assurance technicians
			3119	Science and engineering technicians n.e.c.
		312		<b>Draughtspersons And Building Inspectors</b>
			3121	Architectural technologists and town planning technicians
			3122	Draughtspersons
			3123	Building inspectors
		313		<b>IT Service Delivery Occupations</b>
			3131	IT operations technicians
			3132	IT user support technicians
	32			<b>HEALTH AND SOCIAL WELFARE ASSOCIATE PROFESSIONALS</b>
		321		<b>Health Associate Professionals</b>
			3211	Nurses
			3212	Midwives
			3213	Paramedics
			3214	Medical radiographers
			3215	Chiropodists
			3216	Dispensing opticians
			3217	Pharmaceutical dispensers
			3218	Medical and dental technicians
		322		<b>Therapists</b>
			3221	Physiotherapists
			3222	Occupational therapists
			3223	Speech and language therapists
			3229	Therapists n.e.c.
		323		<b>Social Welfare Associate Professionals</b>
			3231	Youth and community workers
			3232	Housing and welfare officers
	33			<b>PROTECTIVE SERVICE OCCUPATIONS</b>
		331		<b>Protective Service Occupations</b>
			3311	NCOs and other ranks
			3312	Police officers (sergeant and below)
			3313	Fire service officers (leading fire officer and below)



	3314	Prison service officers (below principal officer)
	3319	Protective service associate professionals n.e.c.
<b>34</b>		<b>CULTURE, MEDIA AND SPORTS OCCUPATIONS</b>
	<b>341</b>	<b>Artistic And Literary Occupations</b>
	3411	Artists
	3412	Authors, writers
	3413	Actors, entertainers
	3414	Dancers and choreographers
	3415	Musicians
	3416	Arts officers, producers and directors
	<b>342</b>	<b>Design Associate Professionals</b>
	3421	Graphic designers
	3422	Product, clothing and related designers
	<b>343</b>	<b>Media Associate Professionals</b>
	3431	Journalists, newspaper and periodical editors
	3432	Broadcasting associate professionals
	3433	Public relations officers
	3434	Photographers and audio-visual equipment operators
	<b>344</b>	<b>Sports And Fitness Occupations</b>
	3441	Sports players
	3442	Sports coaches, instructors and officials
	3443	Fitness instructors
	3449	Sports and fitness occupations n.e.c.
<b>35</b>		<b>BUSINESS AND PUBLIC SERVICE ASSOCIATE PROFESSIONALS</b>
	<b>351</b>	<b>Transport Associate Professionals</b>
	3511	Air traffic controllers
	3512	Aircraft pilots and flight engineers
	3513	Ship and hovercraft officers
	3514	Train drivers
	<b>352</b>	<b>Legal Associate Professionals</b>
	3520	Legal associate professionals
	<b>353</b>	<b>Business And Finance Associate Professionals</b>
	3531	Estimators, valuers and assessors
	3532	Brokers
	3533	Insurance underwriters
	3534	Finance and investment analysts/advisers
	3535	Taxation experts
	3536	Importers, exporters
	3537	Financial and accounting technicians
	3539	Business and related associate professionals n.e.c.
	<b>354</b>	<b>Sales And Related Associate Professionals</b>
	3541	Buyers and purchasing officers
	3542	Sales representatives

	3543	Marketing associate professionals
	3544	Estate agents, auctioneers
<b>355</b>		<b>Conservation Associate Professionals</b>
	3551	Conservation and environmental protection officers
	3552	Countryside and park rangers
<b>356</b>		<b>Public Service And Other Associate Professionals</b>
	3561	Public service associate professionals
	3562	Personnel and industrial relations officers
	3563	Vocational and industrial trainers and instructors
	3564	Careers advisers and vocational guidance specialists
	3565	Inspectors of factories, utilities and trading standards
	3566	Statutory examiners
	3567	Occupational hygienists and safety officers (health and safety)
	3568	Environmental health officers

Major Group	Sub-Major Group	Minor Group	Unit Group	Group Title
4				<b>ADMINISTRATIVE AND SECRETARIAL OCCUPATIONS</b>
	41			<b>ADMINISTRATIVE OCCUPATIONS</b>
		411		<b>Administrative Occupations: Government And Related Organisations</b>
			4111	Civil Service executive officers
			4112	Civil Service administrative officers and assistants
			4113	Local government clerical officers and assistants
			4114	Officers of non-governmental organisations
		412		<b>Administrative Occupations: Finance</b>
			4121	Credit controllers
			4122	Accounts and wages clerks, book-keepers, other financial clerks
			4123	Counter clerks
		413		<b>Administrative Occupations: Records</b>
			4131	Filing and other records assistants/clerks
			4132	Pensions and insurance clerks
			4133	Stock control clerks
			4134	Transport and distribution clerks
			4135	Library assistants/clerks
			4136	Database assistants/clerks
			4137	Market research interviewers
		414		<b>Administrative Occupations: Communications</b>
			4141	Telephonists
			4142	Communication operators
		415		<b>Administrative Occupations: General</b>
			4150	General office assistants/clerks
	42			<b>SECRETARIAL AND RELATED OCCUPATIONS</b>
		421		<b>Secretarial And Related Occupations</b>
			4211	Medical secretaries
			4212	Legal secretaries
			4213	School secretaries
			4214	Company secretaries
			4215	Personal assistants and other secretaries
			4216	Receptionists
			4217	Typists

Major Group	Sub-Major Group	Minor Group	Unit Group	Group Title
5				<b>SKILLED TRADES OCCUPATIONS</b>
	51			<b>SKILLED AGRICULTURAL TRADES</b>
		511		<b>Agricultural Trades</b>
			5111	Farmers
			5112	Horticultural trades
			5113	Gardeners and groundsman/groundswomen
			5119	Agricultural and fishing trades n.e.c.
	52			<b>SKILLED METAL AND ELECTRICAL TRADES</b>
		521		<b>Metal Forming, Welding And Related Trades</b>
			5211	Smiths and forge workers
			5212	Moulders, core makers, die casters
			5213	Sheet metal workers
			5214	Metal plate workers, shipwrights, riveters
			5215	Welding trades
			5216	Pipe fitters
		522		<b>Metal Machining, Fitting And Instrument Making Trades</b>
			5221	Metal machining setters and setter-operators
			5222	Tool makers, tool fitters and markers-out
			5223	Metal working production and maintenance fitters
			5224	Precision instrument makers and repairers
		523		<b>Vehicle Trades</b>
			5231	Motor mechanics, auto engineers
			5232	Vehicle body builders and repairers
			5233	Auto electricians
			5234	Vehicle spray painters
		524		<b>Electrical Trades</b>
			5241	Electricians, electrical fitters
			5242	Telecommunications engineers
			5243	Lines repairers and cable jointers
			5244	TV, video and audio engineers
			5245	Computer engineers, installation and maintenance
			5249	Electrical/electronics engineers n.e.c.
	53			<b>SKILLED CONSTRUCTION AND BUILDING TRADES</b>
		531		<b>Construction Trades</b>
			5311	Steel erectors
			5312	Bricklayers, masons
			5313	Roofers, roof tilers and slaters
			5314	Plumbers, heating and ventilating engineers
			5315	Carpenters and joiners
			5316	Glaziers, window fabricators and fitters
			5319	Construction trades n.e.c.

<b>532</b>	<b>Building Trades</b>
5321	Plasterers
5322	Floorers and wall tilers
5323	Painters and decorators
<b>54</b>	<b>TEXTILES, PRINTING AND OTHER SKILLED TRADES</b>
<b>541</b>	<b>Textiles And Garments Trades</b>
5411	Weavers and knitters
5412	Upholsterers
5413	Leather and related trades
5414	Tailors and dressmakers
5419	Textiles, garments and related trades n.e.c.
<b>542</b>	<b>Printing Trades</b>
5421	Originators, compositors and print preparers
5422	Printers
5423	Bookbinders and print finishers
5424	Screen printers
<b>543</b>	<b>Food Preparation Trades</b>
5431	Butchers, meat cutters
5432	Bakers, flour confectioners
5433	Fishmongers, poultry dressers
5434	Chefs, cooks
<b>549</b>	<b>Skilled Trades n. e. c.</b>
5491	Glass and ceramics makers, decorators and finishers
5492	Furniture makers, other craft woodworkers
5493	Pattern makers (moulds)
5494	Musical instrument makers and tuners
5495	Goldsmiths, silversmiths, precious stone workers
5496	Floral arrangers, florists
5499	Hand craft occupations n.e.c.

Major Group	Sub-Major Group	Minor Group	Unit Group	Group Title
<b>6</b>				<b>PERSONAL SERVICE OCCUPATIONS</b>
	<b>61</b>			<b>CARING PERSONAL SERVICE OCCUPATIONS</b>
		<b>611</b>		<b>Healthcare And Related Personal Services</b>
			6111	Nursing auxiliaries and assistants
			6112	Ambulance staff (excluding paramedics)
			6113	Dental nurses
			6114	Houseparents and residential wardens
			6115	Care assistants and home carers
		<b>612</b>		<b>Childcare And Related Personal Services</b>
			6121	Nursery nurses
			6122	Childminders and related occupations
			6123	Playgroup leaders/assistants
			6124	Educational assistants
		<b>613</b>		<b>Animal Care Services</b>
			6131	Veterinary nurses and assistants
			6139	Animal care occupations n.e.c.
	<b>62</b>			<b>LEISURE AND OTHER PERSONAL SERVICE OCCUPATIONS</b>
		<b>621</b>		<b>Leisure And Travel Service Occupations</b>
			6211	Sports and leisure assistants
			6212	Travel agents
			6213	Travel and tour guides
			6214	Air travel assistants
			6215	Rail travel assistants
			6219	Leisure and travel service occupations n.e.c.
		<b>622</b>		<b>Hairdressers And Related Occupations</b>
			6221	Hairdressers, barbers
			6222	Beauticians and related occupations
		<b>623</b>		<b>Housekeeping Occupations</b>
			6231	Housekeepers and related occupations
			6232	Caretakers
		<b>629</b>		<b>Personal Services Occupations n. e. c.</b>
			6291	Undertakers and mortuary assistants
			6292	Pest control officers

<b>Major Group</b>	<b>Sub-Major Group</b>	<b>Minor Group</b>	<b>Unit Group</b>	<b>Group Title</b>
<b>7</b>				<b>SALES AND CUSTOMER SERVICE OCCUPATIONS</b>
	<b>71</b>			<b>SALES OCCUPATIONS</b>
		<b>711</b>		<b>Sales Assistants And Retail Cashiers</b>
			7111	Sales and retail assistants
			7112	Retail cashiers and check-out operators
			7113	Telephone salespersons
		<b>712</b>		<b>Sales Related Occupations</b>
			7121	Collector salespersons and credit agents
			7122	Debt, rent and other cash collectors
			7123	Roundsmen/women and van salespersons
			7124	Market and street traders and assistants
			7125	Merchandisers and window dressers
			7129	Sales related occupations n.e.c.
	<b>72</b>			<b>CUSTOMER SERVICE OCCUPATIONS</b>
		<b>721</b>		<b>Customer Service Occupations</b>
			7211	Call centre agents/operators
			7212	Customer care occupations

Major Group	Sub-Major Group	Minor Group	Unit Group	Group Title
8				<b>PROCESS, PLANT AND MACHINE OPERATIVES</b>
	81			<b>PROCESS, PLANT AND MACHINE OPERATIVES</b>
		811		<b>Process Operatives</b>
			8111	Food, drink and tobacco process operatives
			8112	Glass and ceramics process operatives
			8113	Textile process operatives
			8114	Chemical and related process operatives
			8115	Rubber process operatives
			8116	Plastics process operatives
			8117	Metal making and treating process operatives
			8118	Electroplaters
			8119	Process operatives n.e.c.
		812		<b>Plant And Machine Operatives</b>
			8121	Paper and wood machine operatives
			8122	Coal mine operatives
			8123	Quarry workers and related operatives
			8124	Energy plant operatives
			8125	Metal working machine operatives
			8126	Water and sewerage plant operatives
			8129	Plant and machine operatives n.e.c.
		813		<b>Assemblers And Routine Operatives</b>
			8131	Assemblers (electrical products)
			8132	Assemblers (vehicles and metal goods)
			8133	Routine inspectors and testers
			8134	Weighers, graders, sorters
			8135	Tyre, exhaust and windscreen fitters
			8136	Clothing cutters
			8137	Sewing machinists
			8138	Routine laboratory testers
			8139	Assemblers and routine operatives n.e.c.
		814		<b>Construction Operatives</b>
			8141	Scaffolders, staggers, riggers
			8142	Road construction operatives
			8143	Rail construction and maintenance operatives
			8149	Construction operatives n.e.c.
	82			<b>TRANSPORT AND MOBILE MACHINE DRIVERS AND OPERATIVES</b>
		821		<b>Transport Drivers And Operatives</b>
			8211	Heavy goods vehicle drivers
			8212	Van drivers
			8213	Bus and coach drivers
			8214	Taxi, cab drivers and chauffeurs
			8215	Driving instructors
			8216	Rail transport operatives
			8217	Seafarers (merchant navy); barge, lighter and boat operatives
			8218	Air transport operatives



8219 Transport operatives n.e.c.

**822 Mobile Machine Drivers And Operatives**

8221 Crane drivers

8222 Fork-lift truck drivers

8223 Agricultural machinery drivers

8229 Mobile machine drivers and operatives n.e.c.

Major Group	Sub-Major Group	Minor Group	Unit Group	Group Title
9				<b>ELEMENTARY OCCUPATIONS</b>
	91			<b><i>ELEMENTARY TRADES, PLANT AND STORAGE RELATED OCCUPATIONS</i></b>
		911		<b>Elementary Agricultural Occupations</b>
			9111	Farm workers
			9112	Forestry workers
			9119	Fishing and agriculture related occupations n.e.c.
		912		<b>Elementary Construction Occupations</b>
			9121	Labourers in building and woodworking trades
			9129	Labourers in other construction trades n.e.c.
		913		<b>Elementary Process Plant Occupations</b>
			9131	Labourers in foundries
			9132	Industrial cleaning process occupations
			9133	Printing machine minders and assistants
			9134	Packers, bottlers, canners, fillers
			9139	Labourers in process and plant operations n.e.c.
		914		<b>Elementary Goods Storage Occupations</b>
			9141	Stevedores, dockers and slingers
			9149	Other goods handling and storage occupations n.e.c.
	92			<b><i>ELEMENTARY ADMINISTRATION AND SERVICE OCCUPATIONS</i></b>
		921		<b>Elementary Administration Occupations</b>
			9211	Postal workers, mail sorters, messengers, couriers
			9219	Elementary office occupations n.e.c.
		922		<b>Elementary Personal Services Occupations</b>
			9221	Hospital porters
			9222	Hotel porters
			9223	Kitchen and catering assistants
			9224	Waiters, Waitresses
			9225	Bar staff
			9226	Leisure and theme park attendants
			9229	Elementary personal services occupations n.e.c.

### 3.11. International Standard Classification of Occupations ISCO-88

Available at all waves.

The ISCO-88 has a hierarchical structure, with ten major groups at the top level of aggregation, subdivided into 28 major sub-groups, 116 minor groups, and 390 unit groups. The **BHPS** is coded to the four digit level. Coding has been done using CASOC; the resulting variable is a string variable, unlike SOC coding. For further details, see section on Sampling and Survey Methods or the publication on CASOC referenced there.

Source: International Labour Organisation<sup>3</sup>

#### MAJOR, SUB-MAJOR, MINOR AND UNIT GROUP TITLES

##### MAJOR GROUP 1

##### LEGISLATORS, SENIOR OFFICIALS AND MANAGERS

- 11 LEGISLATORS AND SENIOR OFFICIALS
  - 111 LEGISLATORS
    - 1110 Legislators
  - 112 SENIOR GOVERNMENT OFFICIALS
    - 1120 Senior government officials
  - 113 TRADITIONAL CHIEFS AND HEADS OF VILLAGES
    - 1130 Traditional chiefs and heads of villages
  - 114 SENIOR OFFICIALS OF SPECIAL-INTEREST ORGANISATIONS
    - 1141 Senior officials of political-party organisations
    - 1142 Senior officials of employers', workers' and other economic-interest organisations
    - 1143 Senior officials of humanitarian and other special-interest organisations
- 12 CORPORATE MANAGERS (This group is intended to include persons who - as directors, chief executives or department managers - manage enterprises or organisations, or departments, requiring a total of three or more managers.)
  - 121 DIRECTORS AND CHIEF EXECUTIVES
    - 1210 Directors and chief executives

---

3. Copyright 1990 - International Labour Organisation  
All proprietary rights and author's rights in ILO magnetic medium shall remain the sole property of the ILO which shall have the sole right, to reproduce the same in whole or in part for sale or for placing at third parties disposal, including via computer terminals. The user shall not provide third parties with data or text contained in ILO magnetic medium, unless so authorised in writing.

The Centre has reproduced the ISCO codes here with the explicit permission of the International Labour Organisation. Further reproduction of these codes is specifically prohibited.

- 122 PRODUCTION AND OPERATIONS DEPARTMENT MANAGERS
- 1221 Production and operations department managers in agriculture, hunting, forestry and fishing
- 1222 Production and operations department managers in manufacturing
- 1223 Production and operations department managers in construction
- 1224 Production and operations department managers in wholesale and retail trade
- 1225 Production and operations department managers in restaurants and hotels
- 1226 Production and operations department managers in transport, storage and communications
- 1227 Production and operations department managers in business services
- 1228 Production and operations department managers in personal care, cleaning and related services
- 1229 Production and operations department managers not elsewhere classified
  
- 123 OTHER DEPARTMENT MANAGERS
- 1231 Finance and administration department managers
- 1232 Personnel and industrial relations department managers
- 1233 Sales and marketing department managers
- 1234 Advertising and public relations department managers
- 1235 Supply and distribution department managers
- 1236 Computing services department managers
- 1237 Research and development department managers
- 1239 Other department managers not elsewhere classified
  
- 13 GENERAL MANAGERS (This group is intended to include persons who manage enterprises, or in some cases organisations, on their own behalf, or on behalf of the proprietor, with some non-managerial help and the assistance of no more than one other manager who should also be classified in this sub- major group as, in most cases, the tasks will be broader than those of a specialised manager in a larger enterprise or organisation. Non-managerial staff should be classified according to their specific tasks.
  
- 131 GENERAL MANAGERS
- 311 General managers in agriculture, hunting, forestry/ and fishing
- 1312 General managers in manufacturing
- 1313 General managers in construction
- 1314 General managers in wholesale and retail trade
- 1315 General managers of restaurants and hotels

- 1316 General managers in transport, storage and communications
- 1317 General managers of business services
- 1318 General managers in personal care, cleaning and related services
- 1319 General managers not elsewhere classified

## **MAJOR GROUP 2**

### **PROFESSIONALS**

#### 21 PHYSICAL, MATHEMATICAL AND ENGINEERING SCIENCE PROFESSIONALS

##### 211 PHYSICISTS, CHEMISTS AND RELATED PROFESSIONALS

2111 Physicists and astronomers

2112 Meteorologists

2113 Chemists

2114 Geologists and geophysicists

##### 212 MATHEMATICIANS, STATISTICIANS AND RELATED PROFESSIONALS

2121 Mathematicians and related professionals

2122 Statisticians

##### 213 COMPUTING PROFESSIONALS

2131 Computer systems designers and analysts

2132 Computer programmers

2139 Computing professionals not elsewhere classified

##### 214 ARCHITECTS, ENGINEERS AND RELATED PROFESSIONALS

2141 Architects, town and traffic planners

2142 Civil engineers

2143 Electrical engineers

2144 Electronics and telecommunications engineers

2145 Mechanical engineers

2146 Chemical engineers

2147 Mining engineers, metallurgists and related professionals

2148 Cartographers and surveyors

2149 Architects, engineers and related professionals not elsewhere classified

- 22 LIFE SCIENCE AND HEALTH PROFESSIONALS
- 221 LIFE SCIENCE PROFESSIONALS
- 2211 Biologists, botanists, zoologists and related professionals
- 2212 Pharmacologists, pathologists and related professionals
- 2213 Agronomists and related professionals
  
- 222 HEALTH PROFESSIONALS (except nursing)
- 2221 Medical doctors
- 2222 Dentists
- 2223 Veterinarians
- 2224 Pharmacists
- 2229 Health professionals (except nursing) not elsewhere classified
  
- 223 NURSING AND MIDWIFERY PROFESSIONALS
- 2230 Nursing and midwifery professionals
  
- 23 TEACHING PROFESSIONALS
- 231 COLLEGE, UNIVERSITY AND HIGHER EDUCATION TEACHING PROFESSIONALS
- 2310 College, university and higher education teaching professionals
  
- 232 SECONDARY EDUCATION TEACHING PROFESSIONALS
- 2320 Secondary education teaching professionals
  
- 233 PRIMARY AND PRE-PRIMARY EDUCATION TEACHING PROFESSIONALS
- 2331 Primary education teaching professionals
- 2332 Pre-primary education teaching professionals
  
- 234 SPECIAL EDUCATION TEACHING PROFESSIONALS
- 2340 Special education teaching professionals
- 235 OTHER TEACHING PROFESSIONALS
- 2351 Education methods specialists
- 2352 School inspectors
- 2359 Other teaching professionals not elsewhere classified

- 24 OTHER PROFESSIONALS
- 241 BUSINESS PROFESSIONALS
  - 2411 Accountants
  - 2412 Personnel and careers professionals
  - 2419 Business professionals not elsewhere classified
- 242 LEGAL PROFESSIONALS
  - 2421 Lawyers
  - 2422 Judges
  - 2429 Legal professionals not elsewhere classified
- 243 ARCHIVISTS, LIBRARIANS AND RELATED INFORMATION PROFESSIONALS
  - 2431 Archivists and curators
  - 2432 Librarians and related information professionals
- 244 SOCIAL SCIENCE AND RELATED PROFESSIONALS
  - 2441 Economists
  - 2442 Sociologists, anthropologists and related professionals
  - 2443 Philosophers, historians and political scientists
  - 2444 Philologists, translators and interpreters
  - 2445 Psychologists
  - 2446 Social work professionals
- 245 WRITERS AND CREATIVE OR PERFORMING ARTISTS
  - 2451 Authors, journalists and other writers
  - 2452 Sculptors, painters and related artists
  - 2453 Composers, musicians and singers
  - 2454 Choreographers and dancers
  - 2455 Film, stage and related actors and directors
- 246 RELIGIOUS PROFESSIONALS
  - 2460 Religious professionals

## **MAJOR GROUP 3**

### **TECHNICIANS AND ASSOCIATE PROFESSIONALS**

31 PHYSICAL AND ENGINEERING SCIENCE ASSOCIATE PROFESSIONALS

311 PHYSICAL AND ENGINEERING SCIENCE TECHNICIANS

3111 Chemical and physical science technicians

3112 Civil engineering technicians

3113 Electrical engineering technicians

3114 Electronics and telecommunications engineering technicians

3115 Mechanical engineering technicians

3116 Chemical engineering technicians

3117 Mining and metallurgical technicians

3118 Draughtspersons

3119 Physical and engineering science technicians not elsewhere classified

312 COMPUTER ASSOCIATE PROFESSIONALS

3121 Computer assistants

3122 Computer equipment operators

3123 Industrial robot controllers

313 OPTICAL AND ELECTRONIC EQUIPMENT OPERATORS

3131 Photographers and image and sound recording equipment operators

3132 Broadcasting and telecommunications equipment operators

3133 Medical equipment operators

3139 Optical and electronic equipment operators not elsewhere classified

314 SHIP AND AIRCRAFT CONTROLLERS AND TECHNICIANS

3141 Ships' engineers

3142 Ships' deck officers and pilots

3143 Aircraft pilots and related associate professionals

3144 Air traffic controllers

3145 Air traffic safety technicians

315 SAFETY AND QUALITY INSPECTORS



- 3151 Building and fire inspectors
- 3152 Safety, health and quality inspectors
  
- 32 LIFE SCIENCE AND HEALTH ASSOCIATE PROFESSIONALS
- 321 LIFE SCIENCE TECHNICIANS AND RELATED ASSOCIATE PROFESSIONALS
- 3211 Life science technicians
- 3212 Agronomy and forestry technicians
- 3213 Farming and forestry advisers
  
- 322 MODERN HEALTH ASSOCIATE PROFESSIONALS (except nursing)
- 3221 Medical assistants
- 3222 Sanitarians
- 3223 Dieticians and nutritionists
- 3224 Optometrists and opticians
- 3225 Dental assistants
- 3226 Physiotherapists and related associate professionals
- 3227 Veterinary assistants
- 3228 Pharmaceutical assistants
- 3229 Modern health associate professionals (except nursing) not elsewhere classified
  
- 323 NURSING AND MIDWIFERY ASSOCIATE PROFESSIONALS
- 3231 Nursing associate professionals
- 3232 Midwifery associate professionals
  
- 324 TRADITIONAL MEDICINE PRACTITIONERS AND FAITH HEALERS
- 3241 Traditional medicine practitioners
- 3242 Faith healers
  
- 33 TEACHING ASSOCIATE PROFESSIONALS
- 331 PRIMARY EDUCATION TEACHING ASSOCIATE PROFESSIONALS
- 3310 Primary education teaching associate professionals
  
- 332 PRE-PRIMARY EDUCATION TEACHING ASSOCIATE PROFESSIONALS
- 3320 Pre-primary education teaching associate professionals

- 333 SPECIAL EDUCATION TEACHING ASSOCIATE PROFESSIONALS
- 3330 Special education teaching associate professionals
- 334 OTHER TEACHING ASSOCIATE PROFESSIONALS
- 3340 Other teaching associate professionals
- 34 OTHER ASSOCIATE PROFESSIONALS
- 341 FINANCE AND SALES ASSOCIATE PROFESSIONALS
- 3411 Securities and finance dealers and brokers
- 3412 Insurance representatives
- 3413 Estate agents
- 3414 Travel consultants and organisers
- 3415 Technical and commercial sales representatives
- 3416 Buyers
- 3417 Appraisers, valuers and auctioneers
- 3419 Finance and sales associate professionals not elsewhere classified
- 342 BUSINESS SERVICES AGENTS AND TRADE BROKERS
- 3421 Trade brokers
- 3422 Clearing and forwarding agents
- 3423 Employment agents and labour contractors
- 3429 Business services agents and trade brokers not elsewhere classified
- 343 ADMINISTRATIVE ASSOCIATE PROFESSIONALS
- 3431 Administrative secretaries and related associate professionals
- 3432 Legal and related business associate professionals
- 3433 Bookkeepers
- 3434 Statistical, mathematical and related associate professionals
- 3439 Administrative associate professionals not elsewhere classified
- 344 CUSTOMS, TAX AND RELATED GOVERNMENT ASSOCIATE PROFESSIONALS
- 3441 Customs and border inspectors
- 3442 Government tax and excise officials

- 3443 Government social benefits officials
- 3444 Government licensing officials
- 3449 Customs, tax and related government associate professionals not elsewhere classified
  
- 345 POLICE INSPECTORS AND DETECTIVES
- 3450 Police inspectors and detectives
- 346 SOCIAL WORK ASSOCIATE PROFESSIONALS
- 3460 Social work associate professionals
  
- 347 ARTISTIC, ENTERTAINMENT AND SPORTS ASSOCIATE PROFESSIONALS
- 3471 Decorators and commercial designers
- 3472 Radio, television and other announcers
- 3473 Street, night-club and related musicians, singers and dancers
- 3474 Clowns, magicians, acrobats and related associate professionals
- 3475 Athletes, sportspersons and related associate professionals
  
- 348 RELIGIOUS ASSOCIATE PROFESSIONALS
- 3480 Religious associate professionals

#### **MAJOR GROUP 4**

##### **CLERKS**

- 41 OFFICE CLERKS
- 411 SECRETARIES AND KEYBOARD-OPERATING CLERKS
- 4111 Stenographers and typists
- 4112 Word-processor and related operators
- 4113 Data entry operators
- 4114 Calculating-machine operators
- 4115 Secretaries
  
- 412 NUMERICAL CLERKS
- 4121 Accounting and bookkeeping clerks
- 4122 Statistical and finance clerks
  
- 413 MATERIAL-RECORDING AND TRANSPORT CLERKS

- 4131 Stock clerks
- 4132 Production clerks
- 4133 Transport clerks
  
- 414 LIBRARY, MAIL AND RELATED CLERKS
- 4141 Library and filing clerks
- 4142 Mail carriers and sorting clerks
- 4143 Coding, proof-reading and related clerks
- 4144 Scribes and related workers
  
- 419 OTHER OFFICE CLERKS
- 4190 Other office clerks
  
- 42 CUSTOMER SERVICES CLERKS
- 421 CASHIERS, TELLERS AND RELATED CLERKS
- 4211 Cashiers and ticket clerks
- 4212 Tellers and other counter clerks
- 4213 Bookmakers and croupiers
- 4214 Pawnbrokers and money-lenders
- 4215 Debt-collectors and related workers
  
- 422 CLIENT INFORMATION CLERKS
- 4221 Travel agency and related clerks
- 4222 Receptionists and information clerks
- 4223 Telephone switchboard operators

## **MAJOR GROUP 5**

### **SERVICE WORKERS AND SHOP AND MARKET SALES WORKERS**

- 51 PERSONAL AND PROTECTIVE SERVICES WORKERS
- 511 TRAVEL ATTENDANTS AND RELATED WORKERS
- 5111 Travel attendants and travel stewards
- 5112 Transport conductors
- 5113 Travel guides

- 512 HOUSEKEEPING AND RESTAURANT SERVICES WORKERS
  - 5121 Housekeepers and related workers
  - 5122 Cooks
  - 5123 Waiters, waitresses and bartenders
  
- 513 PERSONAL CARE AND RELATED WORKERS
  - 5131 Child-care workers
  - 5132 Institution-based personal care workers
  - 5133 Home-based personal care workers
  - 5139 Personal care and related workers not elsewhere classified
  
- 514 OTHER PERSONAL SERVICES WORKERS
  - 5141 Hairdressers, barbers, beauticians and related workers
  - 5142 Companions and valets
  - 5143 Undertakers and embalmers
  - 5149 Other personal services workers not elsewhere classified
  
- 515 ASTROLOGERS, FORTUNE-TELLERS AND RELATED WORKERS
  - 5151 Astrologers and related workers
  - 5152 Fortune-tellers, palmists and related workers
  
- 516 PROTECTIVE SERVICES WORKERS
  - 5161 Fire-fighters
  - 5162 Police officers
  - 5163 Prison guards
  - 5169 Protective services workers not elsewhere classified
  
- 52 MODELS, SALESPERSONS AND DEMONSTRATORS
  - 521 FASHION AND OTHER MODELS
    - 5210 Fashion and other models
  - 522 SHOP SALESPERSONS AND DEMONSTRATORS
    - 5220 Shop salespersons and demonstrators
  
- 523 STALL AND MARKET SALESPERSONS

5230 Stall and market salespersons

## **MAJOR GROUP 6**

### **SKILLED AGRICULTURAL AND FISHERY WORKERS**

61 MARKET-ORIENTED SKILLED AGRICULTURAL AND FISHERY WORKERS

611 MARKET GARDENERS AND CROP GROWERS

6111 Field crop and vegetable growers

6112 Tree and shrub crop growers

6113 Gardeners, horticultural and nursery growers

6114 Mixed-crop growers

612 MARKET-ORIENTED ANIMAL PRODUCERS AND RELATED WORKERS

6121 Dairy and livestock producers

6122 Poultry producers

6123 Apiarists and sericulturists

6124 Mixed-animal producers

6129 Market-oriented animal producers and related workers not elsewhere classified

613 MARKET-ORIENTED CROP AND ANIMAL PRODUCERS

6130 Market-oriented crop and animal producers

614 FORESTRY AND RELATED WORKERS

6141 Forestry workers and loggers

6142 Charcoal burners and related workers

615 FISHERY WORKERS, HUNTERS AND TRAPPERS

6151 Aquatic-life cultivation workers

6152 Inland and coastal waters fishery/ workers

6153 Deep-sea fishery workers

6154 Hunters and trappers

62 SUBSISTENCE AGRICULTURAL AND FISHERY WORKERS

621 SUBSISTENCE AGRICULTURAL AND FISHERY WORKERS

6210 Subsistence agricultural and fishery/ workers

## **MAJOR GROUP 7**

### **CRAFT AND RELATED TRADES WORKERS**

- 71     EXTRACTION AND BUILDING TRADES WORKERS
- 711    MINERS, SHOTFIRERS, STONE CUTTERS AND CARVERS
- 7111   Miners and quarry workers
- 7112   Shotfirers and blasters
- 7113   Stone splitters, cutters and carvers
  
- 712    BUILDING FRAME AND RELATED TRADES WORKERS
- 7121   Builders, traditional materials
- 7122   Bricklayers and stonemasons
- 7123   Concrete placers, concrete finishers and related workers
- 7124   Carpenters and joiners
- 7129   Building frame and related trades workers not elsewhere classified
  
- 713    BUILDING FINISHERS AND RELATED TRADES WORKERS
- 7131   Roofers
- 7132   Floor layers and tile setters
- 7133   Plasterers
- 7134   Insulation workers
- 7135   Glaziers
- 7136   Plumbers and pipe fitters
- 7137   Building and related electricians
  
- 714    PAINTERS, BUILDING STRUCTURE CLEANERS AND RELATED TRADES WORKERS
- 7141   Painters and related workers
- 7142   Varnishers and related painters
- 7143   Building structure cleaners
  
- 72    METAL, MACHINERY AND RELATED TRADES WORKERS
- 721    METAL MOULDERS, WELDERS, SHEET-METAL WORKERS, STRUCTURAL-METAL PREPARERS, AND RELATED TRADES WORKERS
- 7211   Metal moulders and coremakers

- 7212 Welders and flamecutters
- 7213 Sheet metal workers
- 7214 Structural-metal preparers and erectors
- 7215 Riggers and cable splicers
- 7216 Underwater workers
  
- 722 BLACKSMITHS, TOOL-MAKERS AND RELATED TRADES WORKERS
- 7221 Blacksmiths, hammer-smiths and forging-press workers
- 7222 Tool-makers and related workers
- 7223 Machine-tool setters and setter-operators
- 7224 Metal wheel-grinders, polishers and tool sharpeners
  
- 723 MACHINERY MECHANICS AND FITTERS
- 7231 Motor vehicle mechanics and fitters
- 7232 Aircraft engine mechanics and fitters
- 7233 Agricultural- or industrial-machinery mechanics and fitters
  
- 724 ELECTRICAL AND ELECTRONIC EQUIPMENT MECHANICS AND FITTERS
- 7241 Electrical mechanics and fitters
- 7242 Electronics fitters
- 7243 Electronics mechanics and servicers
- 7244 Telegraph and telephone installers and servicers
- 7245 Electrical line installers, repairers and cable jointers
  
- 73 PRECISION, HANDICRAFT, PRINTING AND RELATED TRADES WORKERS
- 731 PRECISION WORKERS IN METAL AND RELATED MATERIALS
- 7311 Precision-instrument makers and repairers
- 7312 Musical instrument makers and tuners
- 7313 Jewellery and precious-metal workers
  
- 732 POTTERS, GLASS-MAKERS AND RELATED TRADES WORKERS
- 7321 Abrasive wheel formers, potters and related workers
- 7322 Glass makers, cutters, grinders and finishers



- 7323 Glass engravers and etchers
- 7324 Glass, ceramics and related decorative painters
  
- 733 HANDICRAFT WORKERS IN WOOD, TEXTILE, LEATHER AND RELATED MATERIALS
- 7331 Handicraft workers in wood and related materials
- 7332 Handicraft workers in textile, leather and related materials
  
- 734 PRINTING AND RELATED TRADES WORKERS
- 7341 Compositors, typesetters and related workers
- 7342 Stereotypers and electrotypers
- 7343 Printing engravers and etchers
- 7344 Photographic and related workers
- 7345 Bookbinders and related workers
- 7346 Silk-screen, block and textile printers
  
- 74 OTHER CRAFT AND RELATED TRADES WORKERS
- 741 FOOD PROCESSING AND RELATED TRADES WORKERS
- 7411 Butchers, fishmongers and related food preparers
- 7412 Bakers, pastry-cooks and confectionery makers
- 7413 Dairy-products makers
- 7414 Fruit, vegetable and related preservers
- 7415 Food and beverage tasters and graders
- 7416 Tobacco preparers and tobacco products makers
  
- 742 WOOD TREATERS, CABINET-MAKERS AND RELATED TRADES WORKERS
- 7421 Wood treaters
- 7422 Cabinet makers and related workers
- 7423 Woodworking machine setters and setter-operators
- 7424 Basketry weavers, brush makers and related workers
  
- 743 TEXTILE, GARMENT AND RELATED TRADES WORKERS
- 7431 Fibre preparers
- 7432 Weavers, knitters and related workers
- 7433 Tailors, dressmakers and hatters

- 7434 Furriers and related workers
- 7435 Textile, leather and related pattern-makers and cutters
- 7436 Sewers, embroiderers and related workers
- 7437 Upholsterers and related workers
  
- 744 PELT, LEATHER AND SHOEMAKING TRADES WORKERS
- 7441 Pelt dressers, tanners and fellmongers
- 7442 Shoe-makers and related workers

## **MAJOR GROUP 8**

### **PLANT AND MACHINE OPERATORS AND ASSEMBLERS**

- 81 STATIONARY-PLANT AND RELATED OPERATORS
- 811 MINING- AND MINERAL-PROCESSING PLANT OPERATORS
- 8111 Mining-plant operators
- 8112 Mineral-ore- and stone-processing-plant operators
- 8113 Well drillers and borers and related workers
  
- 812 METAL-PROCESSING-PLANT OPERATORS
- 8121 Ore and metal furnace operators
- 8122 Metal melters, casters and rolling-mill operators
- 8123 Metal-heat-treating-plant operators
- 8124 Metal drawers and extruders
  
- 813 GLASS, CERAMICS AND RELATED PLANT OPERATORS
- 8131 Glass and ceramics kiln and related machine operators
- 8139 Glass, ceramics and related plant operators not elsewhere classified
  
- 814 WOOD-PROCESSING- AND PAPERMAKING-PLANT OPERATORS
- 8141 Wood-processing-plant operators
- 8142 Paper-pulp plant operators
- 8143 Papermaking-plant operators
  
- 815 CHEMICAL-PROCESSING-PLANT OPERATORS
- 8151 Crushing-, grinding- and chemical-mixing machinery operators

- 8152 Chemical-heat-treating-plant operators
- 8153 Chemical-filtering- and separating-equipment operators
- 8154 Chemical-still and reactor operators (except petroleum and natural gas)
- 8155 Petroleum- and natural-gas-refining-plant operators
- 8159 Chemical-processing-plant operators not elsewhere classified
  
- 816 POWER-PRODUCTION AND RELATED PLANT OPERATORS
- 8161 Power-production plant operators
- 8162 Steam-engine and boiler operators
- 8163 Incinerator, water-treatment and related plant operators
  
- 817 AUTOMATED-ASSEMBLY-LINE AND INDUSTRIAL-ROBOT OPERATORS
- 8171 Automated-assembly-line operators
- 8172 Industrial-robot operators
  
- 82 MACHINE OPERATORS AND ASSEMBLERS
- 821 METAL- AND MINERAL-PRODUCTS MACHINE OPERATORS
- 8211 Machine-tool operators
- 8212 Cement and other mineral products machine operators
  
- 822 CHEMICAL-PRODUCTS MACHINE OPERATORS
- 8221 Pharmaceutical- and toiletry-products machine operators
- 8222 Ammunition- and explosive-products machine operators
- 8223 Metal finishing-, plating- and coating-machine operators
- 8224 Photographic-products machine operators
- 8229 Chemical-products machine operators not elsewhere classified
  
- 823 RUBBER- AND PLASTIC-PRODUCTS MACHINE OPERATORS
- 8231 Rubber-products machine operators
- 8232 Plastic-products machine operators
  
- 824 WOOD-PRODUCTS MACHINE OPERATORS
- 8240 Wood-products machine operators

- 825 PRINTING-, BINDING- AND PAPER-PRODUCTS MACHINE OPERATORS
- 8251 Printing-machine operators
- 8252 Bookbinding-machine operators
- 8253 Paper-products machine operators
  
- 826 TEXTILE-, FUR- AND LEATHER-PRODUCTS MACHINE OPERATORS
- 8261 Fibre-preparing-, spinning- and winding machine operators
- 8262 Weaving- and knitting-machine operators
- 8263 Sewing machine operators
- 8264 Bleaching-, dyeing- and cleaning-machine operators
- 8265 Fur and leather-preparing-machine operators
- 8266 Shoemaking- and related machine operators
- 8269 Textile-, fur- and leather-products machine operators not elsewhere classified
  
- 827 FOOD AND RELATED PRODUCTS MACHINE OPERATORS
- 8271 Meat- and fish-processing-machine operators
- 8272 Dairy-products machine operators
- 8273 Grain- and spice-milling-machine operators
- 8274 Baked-goods, cereal and chocolate-products machine operators
- 8275 Fruit-, vegetable- and nut-processing-machine operators
- 8276 Sugar production machine operators
- 8277 Tea-, coffee-, and cocoa-processing-machine operators
- 8278 Brewers-, wine and other beverage machine operators
- 8279 Tobacco production machine operators
  
- 828 ASSEMBLERS
- 8281 Mechanical-machinery assemblers
- 8282 Electrical-equipment assemblers
- 8283 Electronic-equipment assemblers
- 8284 Metal-, rubber- and plastic-products assemblers
- 8285 Wood and related products assemblers
- 8286 Paperboard, textile and related products assemblers

- 829 OTHER MACHINE OPERATORS AND ASSEMBLERS
- 8290 Other machine operators and assemblers
  
- 83 DRIVERS AND MOBILE-PLANT OPERATORS
- 831 LOCOMOTIVE-ENGINE DRIVERS AND RELATED WORKERS
- 8311 Locomotive-engine drivers
- 8312 Railway brakemen, signallers and shunters
  
- 832 MOTOR-VEHICLE DRIVERS
- 8321 Motor-cycle drivers
- 8322 Car, taxi and van drivers
- 8323 Bus and tram drivers
- 8324 Heavy truck and lorry drivers
  
- 833 AGRICULTURAL AND OTHER MOBILE-PLANT OPERATORS
- 8331 Motorised farm and forestry plant operators
- 8332 Earth-moving- and related plant operators
- 8333 Crane, hoist and related plant operators
- 8334 Lifting-truck operators
  
- 834 SHIPS' DECK CREWS AND RELATED WORKERS
- 8340 Ships' deck crews and related workers

## **MAJOR GROUP 9**

### **ELEMENTARY OCCUPATIONS**

- 91 SALES AND SERVICES ELEMENTARY OCCUPATIONS
- 911 STREET VENDORS AND RELATED WORKERS
- 9111 Street food vendors
- 9112 Street vendors, non-food products
- 9113 Door-to-door and telephone salespersons
  
- 912 SHOE CLEANING AND OTHER STREET SERVICES ELEMENTARY OCCUPATIONS
- 9120 Shoe cleaning and other street services elementary occupations
  
- 913 DOMESTIC AND RELATED HELPERS, CLEANERS AND LAUNDERERS

- 9131 Domestic helpers and cleaners
- 9132 Helpers and cleaners in offices, hotels and other establishments
- 9133 Hand-laundurers and pressers
  
- 914 BUILDING CARETAKERS, WINDOW AND RELATED CLEANERS
- 9141 Building caretakers
- 9142 Vehicle, window and related cleaners
  
- 915 MESSENGERS, PORTERS, DOORKEEPERS AND RELATED WORKERS
- 9151 Messengers, package and luggage porters and deliverers
- 9152 Doorkeepers, watchpersons and related workers
- 9153 Vending-machine money collectors, meter readers and related workers
  
- 916 GARBAGE COLLECTORS AND RELATED LABOURERS
- 9161 Garbage collectors
- 9162 Sweepers and related labourers
  
- 92 AGRICULTURAL, FISHERY AND RELATED LABOURERS
- 921 AGRICULTURAL, FISHERY AND RELATED LABOURERS
- 9211 Farm-hands and labourers
- 9212 Forestry labourers
- 9213 Fishery, hunting and trapping labourers
  
- 93 LABOURERS IN MINING, CONSTRUCTION, MANUFACTURING AND TRANSPORT
- 931 MINING AND CONSTRUCTION LABOURERS
- 9311 Mining and quarrying labourers
- 9312 Construction and maintenance labourers: roads, dams and similar constructions
- 9313 Building construction labourers
  
- 932 MANUFACTURING LABOURERS
- 9321 Assembling labourers
- 9322 Hand packers and other manufacturing labourers
  
- 933 TRANSPORT LABOURERS AND FREIGHT HANDLERS

- 9331 Hand or pedal vehicle drivers
- 9332 Drivers of animal-drawn vehicles and machinery
- 9333 Freight handlers

**MAJOR GROUP 0**

**ARMED FORCES**

- 01 ARMED FORCES
- 011 ARMED FORCES
- 0110 Armed forces

### 3.12. National Statistics Socio-economic Classification (NS-SEC)

Table 2

Analytic Classes	Operational Categories and Sub-Categories	
1.1	L1 L2	<b>Employers in large organisations</b> <b>Higher managerial occupations</b>
1.2	L3	<b>Higher professional occupations</b> L3.1 'Traditional' employees L3.2 'New' employees L3.3 'Traditional' self-employed L3.4 'New' self-employed
2	L4	<b>Lower professional and higher technical occupations</b> L4.1 'Traditional' employees L4.2 'New' employees L4.3 'Traditional' self-employed L4.4 'New' self-employed
	L5	<b>Lower managerial occupations</b>
	L6	<b>Higher supervisory occupations</b>
3	L7	<b>Intermediate occupations</b> L7.1 Intermediate clerical and administrative L7.2 Intermediate sales and service L7.3 Intermediate technical and auxiliary L7.4 Intermediate engineering
4	L8	<b>Employers in small organisations</b> L8.1 Employers in small organisations (non-professional) L8.2 Employers in small organisations (agriculture)
	L9	<b>Own account workers</b> L9.1 Own account workers (non-professional) L9.2 Own account workers in (agriculture)
5	L10	<b>Lower supervisory occupations</b>
	L11	<b>Lower technical occupations</b> L11.1 Lower technical craft L11.2 Lower technical process operative
6	L12	<b>Semi-routine occupations</b> L12.1 Semi-routine sales L12.2 Semi-routine service L12.3 Semi-routine technical L12.4 Semi-routine operative L12.5 Semi-routine agricultural L12.6 Semi-routine clerical L12.7 Semi-routine childcare
7	L13	<b>Routine occupations</b> L13.1 Routine sales and service L13.2 Routine production L13.3 Routine technical L13.4 Routine operative L13.5 Routine agricultural



<b>8</b>	<b>L14</b>	<b>Never worked and long-term unemployed</b> L14.1 Never worked L14.2 Long-term unemployed
*	<b>L15</b>	<b>Full-time Students</b>
*	<b>L16</b>	<b>Occupations not stated or inadequately described</b>
*	<b>L17</b>	<b>Not classifiable for other reasons</b>

\* For complete coverage, categories L15, L16 and L17 are added as 'Not Classified'. The composition of 'Not Classified' will be dependent on the data source.

### 3.13. Advantages / Disadvantages to Living as a Couple

#### 3.13.1 Advantages to living as a couple (wCOHADV1 and wCOHADV2) First Occurrence W8

- 01 Trial marriage inc. get to know each other/try out compatibility before marriage/ before commitment of marriage and/or kids/less risk of divorce in future
- 02 No legal ties inc. easier to split up/separate if doesn't work out/simpler/safer than marriage/ can walk away/ less responsibility/ informal rather than formal relationship
- 03 Improves relationship inc. makes you work harder at relationship/don't take partner for granted/ more respect/ get on better/ less arguments
- 04 Bad experience marriage inc. previously married so prefers cohabitation this time/ marriage changes people/ seen bad marriages
- 05 Personal independence inc.no commitment/ personal freedom/ not ready for marriage/ keep own privacy
- 06 Financial inc. tax advantages/ no expense of wedding or divorce
- 07 Companionship inc. someone to share things with
- 08 Prefer cohabitation (n.e.s) inc. convenience
  
- 96 Other (n.e.s)
- 98 Don't know
- 99 Refused
- 00 Nothing written (blank)

#### 3.13.2 Disadvantages of living as a couple (wCOHDIS1 and wCOHDIS2) First Occurrence W8

- 01 Lack of financial security inc. tax/pensions/benefit system favours marrieds/no discounts/no equal rights with marrieds
- 02 No legal status inc. difficult to split-up/ no automatic inheritance if partner dies/ division of assets difficult
- 03 Hard on children inc. affects children
- 04 Uncommitted relationship inc. lack of security/no recognition of lasting relationship for life/marriage would be better
- 05 Social stigma inc. embarrassment/ awkward social situations/ surname problems
  
- 96 Other (n.e.s)
- 98 Don't know
- 99 Refused
- 00 Nothing written (blank)

### 3.14. Reasons not to go onto Further Education

What are the main reasons you might not go on to further full-time education? (wFEDNT1 and wFEDNT2)

#### First Occurrence W12

- 01 School level qualifications enough/all that is needed
- 02 Decided on specific career/job/apprenticeship/other training
- 03 Wants to work/get a job/earn money
- 04 Cost of education/too expensive/financial reasons/don't want debt
- 05 Depends on grades/may fail exams
- 06 Not academic enough/work too hard/no concentration
- 07 Just don't want to/Can't be bothered
- 08 Want to travel
- 09 Undecided/unsure at the moment
- 10 Other
  
- 97 Blank
- 98 Don't know
- 99 Refused

### 3.15. Why Financial Situation Changed

#### Why Financial Situation Changed (wFISITY)

##### First Occurrence W3

##### Reasons better/worse off.

- 01 Earned income has increased (more pay, new/better job)
- 02 Benefits have increased (include pensions/child benefit)
- 03 Investment/asset income increased (higher interest rates/profit on selling shares/property)
- 04 Less expenses; spending reduced (lower bills, taxes, mortgages etc) prices fallen.
- 05 Had 'windfall' payment eg. inheritance, gifts, redundancy payments.
- 11 Earned income decreased (lost job, pay reduced, less hours)
- 12 Benefits reduced/stopped
- 13 Investment/asset income decreased (lower interest rates/losses on selling shares/property)
- 14 More expenses; spending increased; cost of living up/inflation (higher bills, taxes, mortgages etc) prices higher.
- 15 Unexpected/'one-off' expenditure eg. wedding, moved house.
- 21 Combination of income down and expenses down
- 22 Combination of income up and expenses up/inflation
- 23 Combination of benefits down and expenses up
- 24 Combination of benefits up and expenses up/inflation
- 25 Savings down but standard of living the same
- 26 Good management, thrift
- 27 No change in income/benefits/expenses (not elsewhere specified)
- 31 Other reasons for being better off (not elsewhere specified)
- 32 Other reasons for being worse off (not elsewhere specified)
- 33 Other reasons neither better **nor** worse off (not elsewhere specified)
- 96 Other
- 98 Don't know
- 99 Refused

### 3.16. Purpose of Saving

#### Purpose of Savings (wSAVEY1 and wSAVEY2)

##### First Occurrence W3

- 01 Holidays
- 02 Old age/retirement specifically mentioned (include pension schemes/plans
- 03 Car
- 04 Child(ren) (include children's education, and if buying shares to invest in children's education)
- 05 Housing/property purchase inc. land purchase
- 06 Home improvements
- 07 Household bills (eg TV license, etc.; also include motor maintenance such as car/bike insurance, tax, servicing)
- 08 Special events (eg weddings, burials, Christmas)
- 09 No particular reason specified (eg just saving for a rainy day, to be safe, emergencies, just in case)
- 10 Shares schemes
- 11 Own education
- 12 Grandchild
- 96 Other (include shares not elsewhere specified)
- 98 Don't know
- 99 Refused / Not available

## Appendix 3.17. Counties and Unitary Authorities

Coding frame for wLADUA found in Record Types wHHSAMP from Wave 9 onwards reflects the Boundary Commission changes introduced during the 1990's.

Please note that this is a string or alphanumeric variable

AA	City of London
AB	Barking & Dagenham
AC	Barnet
AD	Bexley
AE	Brent
AF	Bromley
AG	Camden
AH	Croydon
AJ	Ealing
AK	Enfield
AL	Greenwich
AM	Hackney
AN	Hammersmith & Fulham
AP	Haringey
AQ	Harrow
AR	Havering
AS	Hillingdon
AT	Hounslow
AU	Islington
AW	Kensington & Chelsea
AX	Kingston upon Thames
AY	Lambeth
AZ	Lewisham
BA	Merton
BB	Newham
BC	Redbridge
BD	Richmond upon Thames
BE	Southwark
BF	Sutton
BG	Tower Hamlets
BH	Waltham Forest
BJ	Wandsworth
BK	Westminster
BL	Bolton
BM	Bury
BN	Manchester
BP	Oldham
BQ	Rochdale
BR	Salford
BS	Stockport
BT	Tameside
BU	Trafford
BW	Wigan
BX	Knowsley
BY	Liverpool
BZ	St. Helens
CA	Sefton
CB	Wirral
CC	Barnsley
CE	Doncaster
CF	Rotherham
CG	Sheffield
CH	Gateshead
CJ	Newcastle upon Tyne

CK	North Tyneside
CL	South Tyneside
CM	Sunderland
CN	Birmingham
CQ	Coventry
CR	Dudley
CS	Sandwell
CT	Solihull
CU	Walsall
CW	Wolverhampton
CX	Bradford
CY	Calderdale
CZ	Kirklees
DA	Leeds
DB	Wakefield
HA	Bath & NE Somerset
EX	Blackburn w Darwen
EY	Blackpool
HN	Bournemouth
MA	Bracknell Forest
ML	Brighton & Hove
HB	City of Bristol
EH	Darlington
FK	Derby
FB	E Riding - Yorkshire
ET	Halton
EB	Hartlepool
GA	Herefordshire County
MW	Isle of Wight
FA	Kingston upon Hull
FN	Leicester
KA	Luton
LC	Medway
EC	Middlesbrough
MG	Milton Keynes
FC	NE Lincolnshire
FD	North Lincolnshire
HC	North Somerset
FY	Nottingham
JA	Peterborough
HG	Plymouth
HP	Poole
MR	Portsmouth
MC	Reading
EE	Redcar & Cleveland
FP	Rutland
MD	Slough
MS	Southampton
KF	Southend-on-Sea
HD	S Gloucestershire
EF	Stockton-on-Tees
GL	Stoke-on-Trent
GF	Telford & Wrekin
HX	Swindon
KG	Thurrock
HH	Torbay
EU	Warrington
MB	West Berkshire
ME	Windsor & Maidenhead
MF	Wokingham
FF	York
NA	Isle of Anglesey

PL	Blaenau Gwent
PB	Bridgend
NC	Gwynedd
PK	Caerphilly
PT	Cardiff
NU	Carmarthenshire
NQ	Ceredigion
NE	Conwy
NG	Denbighshire
NJ	Flintshire
PH	Merthyr Tydfil
PP	Monmouthshire
NZ	Neath Port Talbot
PR	Newport
NS	Pembrokeshire
NN	Powys
PF	Rhondda, Cynon, Taff
NX	Swansea
PD	Vale of Glamorgan
PM	Torfaen
NL	Wrexham
QA	Aberdeen City
QB	Aberdeenshire
QC	Angus
QD	Argyll & Bute
QE	The Scottish Borders
QF	Clackmannanshire
QG	West Dunbartonshire
QH	Dumfries & Galloway
QJ	Dundee City
QK	East Ayrshire
QL	East Dunbartonshire
QM	East Lothian
QN	East Renfrewshire
QP	City of Edinburgh
QQ	Falkirk
QR	Fife
QS	Glasgow City
QT	Highland
QU	Inverclyde
QW	Midlothian
QX	Moray
QY	North Ayrshire
QZ	North Lanarkshire
RA	Orkney Islands
RB	Perth & Kinross
RC	Renfrewshire
RD	Shetland Islands
RE	South Ayrshire
RF	South Lanarkshire
RG	Stirling
RH	West Lothian
RJ	Eilean Siar
09	Bedfordshire
11	Buckinghamshire
12	Cambridgeshire
13	Cheshire
15	Cornwall & Scilly Isles
16	Cumbria
17	Derbyshire
18	Devon
19	Dorset



20	Durham
21	East Sussex
22	Essex
23	Gloucestershire
24	Hampshire
26	Hertfordshire
29	Kent
30	Lancashire
31	Leicestershire
32	Lincolnshire
33	Norfolk
34	Northamptonshire
35	Northumberland
36	North Yorkshire
37	Nottinghamshire
38	Oxfordshire
39	Shropshire
40	Somerset
41	Staffordshire
42	Suffolk
43	Surrey
44	Warwickshire
45	West Sussex
46	Wiltshire
47	Worcestershire

### 3.18. To Whom External Payments Made

#### To Whom Payments Made (wFTEXA ; wFTEXB wFTEXAC)

##### First Occurrence W1

##### CODE PERSONS 1 - 3

- 01 Parent(s) (if both mentioned eg 'Mum and Dad' code once only)
- 02 Child (inc step/adopted)
- 03 Current (separated) spouse
- 04 Ex-spouse
- 05 Parents-in-law
- 06 Other relative
- 07 Other individual
- 08 Organisation (but code maintenance payments or alimony paid into court or to DSS/CSA as 2 - 4 above as apply)
- 96 Other

### 3.19. The Verbatim Coded Final Question (Individual Questionnaire)

From Wave Two onwards, an open ended question was placed as the final question on the individual questionnaire. To date, there have been five different questions used at varying intervals. These are detailed in the coding frames which follow. All of these verbatim questions are coded at the Essex Institute.

#### Important Events

The first of these questions asked people to state in their own words what "has happened to you (or your family) which has stood out as important". Answers were recorded verbatim. Verbatim responses can not be made available for public release, because of confidentiality concerns. However, a numeric code was developed to capture the full range of events mentioned. Up to four events are coded for each response. Along with the events mentioned, code 97 has been retained for "nothing happened". This is sometimes a substantive response as people indicate that little of consequence occurred, although in the vast majority of cases, the answer is probably the equivalent of "don't know" (code -1). Missing data is assigned -9.

As would be expected, people's answers include not only events that happened to them personally but also events that happened to other family members or friends. Each event is therefore assigned a "subject code," with 20 being used if no subject is specified. The pertinent "subject code" where ambiguous is indicated by the event frame (e.g. code 40 pregnancy / birth indicates the subject is the parent). The subject code frame includes mentions of pets (code 18). For further details, see chapter 11 in Buck et al (1994).

For this question, coding was done at the Essex Institute, using specially trained coders. An inter-coder reliability check was carried out on 10% of the sample. For Wave Two, inter-coder reliability was 97% for subject mentions, over 90% for the specific category of events, 90% and 95% for the 12 major categories (health, caring, education, employment, leisure / political, non-familial, family, financial, consumption, residential move, crime and religion).

**3.19.1 Would you please tell me anything that has happened to you (or your family) which has stood out as important? This might be things you've done, or things that have been of interest or concern. Just whatever comes to mind as important to you. (MENTIONS: wEVENT1 - wEVENT4; SUBJECTS: wEVENT1S - wEVENT4S**

#### First Occurrence W2

#### HEALTH MENTIONS

- 01 Ill Health / Concern about Health
- 02 Hospitalisation / Operation
- 03 Accident (Involving Injury)
- 04 Health Tests (Positive & Negative)
- 05 Loss of Mobility / House-Bound
- 06 Recovery / Continuing Good Health
- 09 Health (nec)

#### CARING

- 10 Caring Responsibilities - Not Childcare (i.e. Who is Cared For?)
- 11 Babysitting (ie Who is the Sitter?)

#### EDUCATION

- 12 Starting / In School
- 13 Leaving School
- 14 Starting / In Further Education (inc. Sixth Form)
- 15 Leaving Further Education

- 16 Studying For / Passing Educational / Vocational Qualifications / Acquiring Skills Training (nec)
- 17 Travel Related to Study
- 19 Education (nec)

#### **EMPLOYMENT**

- 20 Change of Job (inc. Hours, Status) / Starting Own Business
- 21 Planned / Possible Change of Job
- 22 Getting Job (Following Economic Inactivity)
- 23 Work-related Training (inc. Apprenticeship / HGV Licence / Work Experience)
- 24 Redundancy / Unemployment (Threat of or Actual)
- 25 Retirement
- 26 Travel Related to Work (Who Travels?)
- 27 Work-related Problems (Recession and / or Personal - Whose Job?)
- 29 Jobs / Careers (nec)

#### **LEISURE / POLITICAL**

- 30 Vacation / Travel (nec)
- 31 Leisure Activities
- 32 Learning to Drive / Passing Test (not HGV)
- 33 Political Participation / Voluntary Work (inc Committee Work)
- 34 Reference to National / World Events (who is Concerned by Event?)

#### **NON-FAMILIAL RELATIONSHIPS**

- 35 Began Friendship (including Girl / Boy Friend)
- 36 End Friendship (including Girl / Boy Friend)
- 37 Spending Time with / Visiting Friends (Coded as Holiday as Appropriate)
- 38 Problems with Neighbours (Who Has the Problem?)
- 39 Non-Family Relationship (nec)

#### **FAMILY EVENTS**

- 40 Pregnancy / Birth (Identity of Parent?)
- 41 Cohabitation
- 42 Engagements / Weddings
- 43 Separation / Divorce / End of Cohabitation
- 44 Leaving Parental Home
- 45 Death (Who Died?)
- 46 Wedding Anniversaries
- 47 Birthday Celebrations
- 48 Becoming Godparent
- 50 Spending Time / Visits with Relatives (Not Within Household)
- 51 Day-to-day Family Life
- 52 Family Problems (Person Causing Problems?)
- 53 Domestic Incident (eg Fire / Burst Pipes, etc)
- 54 Pets / Animals (Pet Coded)
- 59 Family Event / Family Reference (nec)

#### **FINANCIAL MATTERS**

- 60 Money Problems / Drop in Income / Debt
- 61 Forced Move (Repossession / Eviction (Residential Move Not Included)
- 62 Improved Financial Situation
- 63 Received Money (Inheritance / Compensation / Pools)
- 69 Financial Other (nec)

#### **CONSUMPTION**

- 70 Bought / Buying Vehicle (Car, Caravan, etc)
- 71 Bought / Buying / Building House

- 72 Household Repairs / Improvements / Appliances
- 73 Won Prize (Not Cash) / Award
- 74 Received Present (from whom ?)
- 79 Other Purchases (nec)

#### **RESIDENTIAL MOVE**

- 80 Moved In Past Year
- 81 Future Intention to Move
- 82 Move into Residential Home (Nursing / Retirement, etc)
- 83 Move into Respondent's Household (Who is Moving In?)

#### **CRIME**

- 90 Victim of Crime (Burglary ,etc)
- 91 Committed Crime / In Trouble with Police

#### **RELIGION**

- 92 Joined / Changed Religion
- 93 Other Religious Reference (Not Confirmation / Baptism of Children)
  
- 94 Plan Not Fulfilled/ Something That Didn't Happen (eg Didn't Have a Holiday)
- 95 Civil Court Action / Battles with Bureaucracy
- 96 Other Occurrence (nec) given low priority
- 97 Nothing Happened
- 1 Don't Know
- 9 Missing

#### **SUBJECT OF EVENT TOPIC**

- 00 Not Mentioned
- 01 'We'/ Household
- 02 Self (Explicit or Inferred or No Pronoun)
- 03 Spouse /Partner
- 04 Daughter(s)
- 05 Son(s)
- 06 Child(ren) (nec)
- 07 Son / Daughter in-law
- 08 Mother
- 09 Father
- 10 Parents (both or not specified)
- 11 Parent(s) in-law
- 12 Siblings (sister / brother)
- 13 Sister-in-law / Brother-in-law
- 14 Grandparent(s)
- 15 Grandchild(ren)
- 16 Other Family Members / Family Members Unspecified
- 17 Friend / Colleague / Neighbour / Employer
- 18 Other
- 19 Pet
- 20 Not Specified

## Child faces different world today

### 3.19.2 Do you think children born today will face a very different world than you did when you were growing up? CODE UP TO FOUR MENTIONS (wDFWLD1; wDFWLD2; wDFWLD3 ; wDFWLD4 First Occurrence W6

#### OPTIMISTIC / POSITIVE TONE

##### Individual Level

01. More leisure, less work/ more free time
02. Increased freedom for the individual, freedom of speech, sexual freedom, etc.
03. More opportunities, e.g. travel

##### Societal Level

11. Technological improvements beyond household. Emphasis on excitement, progress, advantages generally. Include mention of computers, space exploration and the like. Science, scientific advancements/contributions (see also 13)
12. Technological improvements: life will be easier or better or more convenient. (Include mention of technology here if it is given as emphasis or convenience (and there is no elaboration or examples that place it in 11 above)
13. Medical and health improvements. Emphasis on life being healthier, people living longer, etc. New medical drugs, new medical procedures.
14. Improvement in education. Children/people will be smarter, will know/learn more. Education better, more widely available/more educational opportunities
15. More jobs. Working conditions easier
16. More (economic) opportunities. People will have more money
17. Political Improvements.

##### Global Level

21. Peace/absence of war.
22. Improved Environmental awareness.
29. Other positive.

#### PESSIMISTIC / NEGATIVE TONE

##### Individual Level

31. Kids grow up too fast. E.g. Kids into sex, drugs etc. at a much earlier age. Kids are more sophisticated worldly wise; peer pressure.
32. Lack of discipline: Disrespect. Loss of respect for adults, for older people, for parents, for authority, for law, for others.
33. Too Individualistic. Lack of close relatives; anonymity. People don't think of others, just of themselves. (if emphasis on lack of community code 45)
34. Too Materialistic. Money all important; Too much money; Too much emphasis on consumption pressure to buy designer fashions
35. Life 'too cushy', have higher expectations. Want immediate gratification (see also 34)
36. More pressure. Too competitive; More complicated (technically or economically). Include need more education in order to compete; education more demanding.

##### Family/Household Level

38. Family breakdown. Increase in divorce, loss of family values; breakdown in extended family
39. Parents working/absent from home. mothers not at home, etc.

##### Societal Level

40. Media influence. Exerts strong influence, has negative consequences (if specific consequence is increased crime/drugs/sex code 42/43/44 also)
41. Less safe society. (code 42 if crime mentioned) violence more accepted/kids have to be restricted - can't play out because of danger
42. Increased crime; fear of crime.
43. Increased drugs, alcohol.(if emphasis is on children's early exposure code 31, also)

44. Increased sex, promiscuity, pornography. (if emphasis is on children's early exposure code 31, also)
45. Moral Breakdown general; loss of religion.
46. Loss of Community (if emphasis on too individualistic code 33)
47. Increased Unemployment. job insecurity; fewer jobs/ more unemployment (see also code 52)
48. Other economic. E.g. huge deficit; incomes lower, prices too high; economy worse - widening gap between have/have-nots; housing market collapse
49. Decline in Welfare state.
50. Decline in Education. Poor quality of education, decline in standards. Less availability (excl. due to cost, code 48); cuts in grants/loans
51. Increased Health Risks. E.g. AIDS, Bird Flu
52. Technological Change with bad consequences. e.g. 'with calculators people become less self-reliant'
53. Political Problems. Government not doing its job; dominance by Brussels

#### **Global Level**

60. Urbanisation - loss of countryside.
61. Environmental Problems.
62. War/ Conflicts. Threat of war/nuclear weapons
77. Life will be harder - LOW PRIORITY. Not codable elsewhere
79. Other negative.

#### **NEUTRAL, MIXED, UNCLEAR IN VALENCE**

i.e. objective statement that has no indication of whether R feels positively or negatively about change

81. Technological Change. No clear evaluation of change
82. Life has a faster pace. No clear evaluation
83. Neutral-individual level.
84. Neutral family/household level.
85. Neutral-societal level.
86. Neutral-global level.
89. Other neutral, mixed.
99. Not codable/Missing (FIRST MENTION ONLY)

## Quality of life

### 3.19.3 Would you take a moment to think about what 'quality of life' means to you, and tell me what things you consider are important for your own quality of life? ((wQUALLIF1, wQUALLIF2, wQUALLIF3, wQUALLIF4)

#### First Occurrence W7

The two responses are coded together, with up to four mentions coded. Often the second response elaborates the first and makes clear under what category the response belongs. Most answers are positive but the few that are negative need to be distinguished by using the 70s codes.

#### POSITIVE MENTIONS

##### Personal characteristics

- 01 good health / mobility / living & breathing / personal welfare
- 02 freedom / independence
- 03 happiness / peace of mind / security
- 04 safety; lack of fear (see also 54 below)
- 05 time for self / not too overworked / life in balance / sleep / no stress
  
- 09 Other personal characteristics (not elsewhere specified) / love / sense of humour / personal cleanliness

##### Material characteristics

- 11 finances / money / standard of living
- 12 consumption / shopping / getting new things
- 13 home comforts / roof over head / regular meals / domestic hygiene
- 14 employment / job satisfaction
- 15 car - transport
- 16 education (own / children's / standards of system in general)
  
- 19 Other material benefits (not elsewhere codable)

##### Leisure and pleasure activities

- 21 food - cooking (if stress on having enough food-code as 12 above) / having a drink
- 22 music / radio / theatre
- 23 sports
- 24 walking / exercise
- 25 TV
- 26 gardening / nature in general
- 27 reading / writing / painting
- 28 travel incl. holidays abroad / getting out and about (going places generally)
  
- 29 Other leisure/pleasure activities (not elsewhere codable) / exercising

##### Spiritual/Moral/Community Aspects

- 31 religion
- 32 treating others well/ equality/ tolerance
- 33 helping others/voluntary work/community participation
- 34 political activities
  
- 39 other spiritual / moral / community aspects / law & order

##### Other People (includes pets)

- 41 children and grandchildren
- 42 partner / marriage
- 43 Other family members/family in general
- 44 neighbours
- 45 friends/friendship



- 46 pets
- 49 Other relationships (not elsewhere codable) / A relationship

**Aspects of Locality and Environment**

- 51 good recreational facilities
- 52 neighbourhood - specific rural / urban benefits
- 53 neighbourhood - general mention / likes area or neighbourhood
- 54 environment - lack of pollution / general mention of environment
- 55 crime - lack of ; safe area
- 56 climate/weather
  
- 59 Other local / environment mentions (not elsewhere codable) / news & current affairs
  
- 67 Other Positive Mentions (not elsewhere codable)

**NEGATIVE MENTIONS: (this could be by implication i.e. need more/better....)**

- 70 need better personal characteristics - less worry; better health; more happiness
- 71 need better material characteristics - more money, better job etc.
- 72 more leisure - recreation
- 73 more morality/ spiritual /community spirit
- 74 better relationships
- 75 improvements in locality/environment e.g. less crime; less crowds etc.
  
- 77 Other Negative Mentions (not elsewhere codable) / need more time
  
- 97 Other (not clear whether positive or negative - use as last code after positive codes)
- 98 Don't know (use only if nothing else is mentioned)
- 99 Missing

## Attitudes to local neighbourhood

### 3.19.4 What makes your neighbourhood a good/bad place to live? (wNEIGH1, wNEIGH2, wNEIGH3, wNEIGH4, wNEIGH5, wNEIGH6)

#### First Occurrence W8

#### Positive Responses

##### Family, friends, neighbours, people

- 01 People friendly/ people in area generally friendly/helpful/ approachable/ nice people / decent people/ shopkeepers friendly/ no yobbos
- 02 Neighbours friendly/ helpful/ good neighbours
- 03 Family/ some/all extended family live in area
- 04 Friends live in area/ children have friends in area/ good social life
- 05 Privacy/ people keep themselves to themselves/ respect privacy/ don't interfere/ live and let live/ left to own devices
- 06 Community/ people know each other/ community spirit/ people trust each other/ people help each other/ do odd jobs for each other/ village life
- 07 Racial diversity/ like multi-cultural aspect of area/ no racial discrimination
- 08 Kids well behaved/ no problems with youngsters, children, teenagers
- 09 Mixture of types of people/ different classes, ages, occupations etc./cosmopolitan
- 10 White area
- 11 Long-standing connection to area/ childhood area/ brought up in area as child/lived in area whole life/ know area well

##### Local facilities and services/ access to facilities

- 12 Good public transport/ near to, easy access to public transport/ convenient for bus, train etc.
- 13 Good shopping facilities/ near to, easy access to shopping/ convenient for shops/ post office
- 14 Entertainment/ plenty of/ good/ interesting restaurants, cafes cinemas, clubs, pubs, bingo/ can go out to eat, drink locally
- 15 Leisure facilities/ not too far from/ plenty of/ good/ sporting /leisure facilities (inc. libraries) / leisure centres/swimming pools/ ice rink/ tennis/ bowls/recreation ground/ village hall / cricket ground etc.
- 16 Open spaces/ has parks/ green open spaces/ commons/ green and leafy/ places to walk/ places for children to play
- 17 Schools/ has primary school/ secondary school/ schools nearby/ convenient/ good school(s) in area
- 18 Church/ has Church (that R attends)/ good churches
- 19 Medical facilities/ doctor's surgery nearby/ hospital close/ health centre, clinic nearby/ easy to get to
- 20 Good local facilities/ amenities/ lots of things to do in area (n.e.s)

##### Crime and security

- 21 Feels safe/ can walk safely at night / good street lighting/ Police station nearby
- 22 Not many/ no drugs
- 23 Not much/ no physical violence/ muggings
- 24 Not much/ no car crime (car specifically mentioned)
- 25 Not much/ no burglary/ break-ins/ theft
- 26 Not much/ no vandalism/ graffiti
- 27 Not much/ no crime/never any / not much trouble (n.e.s)

##### Other positive area characteristics

- 28 Area quiet/ peaceful/relaxed/ low noise levels/ no noisy neighbours/ no noisy animals/ no wild parties
- 29 Good area for children/ kids/ inc. safe for children

- 30 City centre (town) accessible/ close to town/ can get to the city easily/ nicely situated/ good position
- 31 Accessible to London/central London/ West End / the City ( London specifically mentioned)
- 32 Easy access to rest of country/ close to major roads/ motorways/ national rail links
- 33 Rural surroundings/ close to/ can get to countryside / in rural village/ like being in countryside, living by sea/ nice views of country, sea
- 34 Employment/ near to work/ handy for work/ easy to get to work/ employment in area/ good for commuting to work
- 35 Affluent area/ well off / Middle class area
- 36 No traffic problems/ Not too much traffic/ good for bikes and pedestrians
- 37 Car parking/ Can park car/ has parking available/ free parking
- 38 No pollution/ from traffic, industry/ clean air/ clean and tidy
- 39 No housing problems/ houses well maintained by council / houses and gardens maintained well by residents/ small, good development of houses/ space around and between houses/ not too built up
- 40 Like architecture and buildings in area/ Conservation area/ pretty buildings
- 41 Like house where living/ nice views / own house has a nice garden/ well maintained /used to living in current house
- 42 House a good investment/ will sell easily in this area
- 43 Desirable area/ exclusive area/
- 44 Area improved in recent years/ nicer/ better atmosphere/ area more upmarket now/ new,decent people have moved into the area/ more professional people /got rid of troublemakers/ crime reduced
- 45 Like the area/ nice neighbourhood/ nice, good environment / good area (n.e.s)
- 46 'Other' positive aspect (n.e.s)

## Negative responses

### Family, friends, neighbours, people

- 47 People unfriendly/ rough/ rude/ unpleasant/ no respect for others/ snobbish/ yobbos/ shopkeepers unfriendly
- 48 Neighbours unfriendly/ don't talk to you/ problem neighbours (noise, alcohol, abuse, drugs, arguments, several cars)
- 49 No family living in area
- 50 No friends living in area/ no social life in area
- 51 No privacy/ lack of privacy/ people too nosy/ gossip/ no respect for privacy
- 52 No sense of community/ no common interests among neighbours/ people don't help each other/ I don't fit in
- 53 Racial mix/ a lot of/ too many non white/non-British people in area/ illegal immigrants/ a lot of non-whites moving in
- 54 Problems with youngsters, teenagers, children, youths/ no respect from youngsters/ cheeky/ bullies/ rude/ generally cause trouble/ drinking and smoking/hang on street corner/too many on street/ no parental control
- 55 Use of bad language, spitting and swearing

### Local facilities and services

- 56 Poor/ no public transport/ poor access to public transport/ inconvenient for bus, train etc.
- 57 Poor/ no shopping facilities/ not close to shops/ inconvenient for shops/ shops closing down / no Post Office nearby
- 58 Poor/ no entertainment/ not many restaurants, cafes cinemas, clubs, pubs, bingo/ can't go out to eat
- 59 Poor/ no leisure facilities/ not many sporting /leisure facilities (inc. libraries) / leisure centres/ swimming pools/ ice rink/ tennis/ bowls/recreation ground/ village hall etc.
- 60 Lack of/ no open spaces/ no parks, green open spaces/ commons/ no places to walk/ no places for children to play
- 61 Poor/ no schools/ no schools nearby/ local schools bad, poor
- 62 No church/ has no Church (that R attends)/ no good churches

- 63 Poor/ no medical facilities/ no doctor's surgery nearby/ no hospital close/ no health centre, clinic nearby/ not easy to get to
- 64 Poor/ no local facilities/ nothing to do / boring area (n.e.s)

### Crime and security

- 65 Not safe environment/ don't feel safe/ poorly lit/ feels less secure now than before/ bad atmosphere/ no Police Station nearby/ no police presence
- 66 Drugs, drug addicts, drug dealers on street/in area
- 67 Physical violence/ muggings, stabbings, beatings
- 68 Car crime/ joy-riders/ theft/ vandalism (car specifically mentioned)
- 69 Burglary/ theft/ petty crime break-ins
- 70 Vandalism/ graffiti
- 71 Crime/ crime rate high/ lot of crime (n.e.s)
- 72 Alcohol/ drunken behaviour/ homeless alcoholics on street
- 73 Gangs on street/ children in gangs (gangs specifically mentioned)
- 74 Police involvement/ often calling on houses in area/ police raids/ dog vans etc.

### Other negative area characteristics

- 75 Noise problems/ too much traffic noise/ trains/ people generally noisy/ environmental noise/ noise from pubs or clubs
- 76 Not good area for children/ not safe for children/ can't play outside because of traffic
- 77 Unemployment in area/ no work
- 78 Area deprived and poor/ lot of people on benefits/ low incomes/ lone parents on benefits
- 79 Traffic problems/ busy main road/ too much traffic/ worsening traffic/ roads and footpaths not maintained
- 80 Lack of parking facilities/ difficult to park car/ no parking/ nowhere safe to park car
- 81 Pollution and dirt/ filth/ pollution from industry, traffic/dog dirt / roads not swept/ rubbish dumped and not collected/ getting more polluted
- 82 Housing problems/ housing in poor condition/ housing cramped/ no gardens/ too built up/ poor quality housing / derelict properties/ DSS bed-sit housing close by/ housing over crowded/ gardens not maintained/ local housing authority/ association not maintaining properties/
- 83 Over population/ too many people / too crowded
- 84 Area has become, is getting worse/more run-down/ turning into a rough area / bad element moving in
- 85 Don't like area/ dreadful/ terrible/ hate area / bad environment (n.e.s)
- 86 'Other' negative aspect (n.e.s)

### Neutral responses

- 87 Good and bad people/ some okay, some not
- 88 Good and bad aspects of neighbourhood/ area
- 89 Average area/ no strong views either way/ is just where I live
- 90 Other neutral (n.e.s)
- 95 Blank/ nothing written in/ missing
- 96 Other
- 98 Don't know
- 99 Refused

## Advantages / disadvantages of current age

### 3.19.5 What are the main advantages or disadvantages of being aged {R's age} as far as you are concerned?

**wAGEAD1, wAGEAD2, wAGEAD3, wAGEAD4**

#### **First Occurrence W11**

- 0 Not mentioned
- 1 Happy with work
- 2 Unhappy with work
- 3 Ageism in respect of work
- 4 More job opportunities
- 5 Advantages of (semi)retirement
- 6 Dissatisfaction with retirement
- 7 Mentions of education
- 9 Other work related mentions
- 10 Secure financially
- 11 Insecure financially
- 12 Financial concessions
- 13 Financial penalties
- 14 More financial responsibilities
- 15 Less financial responsibilities
- 16 Cost of education
- 19 Other money mentions
- 20 Happy with partner
- 21 Problems with partner
- 22 Mentions of children
- 23 Mentions of grandchildren
- 24 Happy with family
- 25 Family problems
- 26 Living alone
- 27 Happy with friends
- 28 Lack of friends/social life
- 29 Other family/friends mentions
- 30 More leisure time
- 31 Pressures on time
- 32 Reached legal drinking age
- 39 Other mentions of leisure/time
- 40 Good (physical) health
- 41 Complaints about (physical) health
- 42 Good psychological health
- 43 Problems with memory/depression
- 49 Other health mentions
- 50 More mature/experienced
- 51 Life slipping by
- 52 Stability/established
- 53 Greater freedom
- 54 Constraints of current age
- 55 Looking forward to future
- 56 Uncertain future
- 57 Fewer responsibilities
- 58 More responsibilities
- 59 Concerns of aging body
- 60 Positive with respect to body fitness
- 61 Towards end of life
- 69 Other issues of aging
- 70 Age not important
- 71 Other ages less desirable
- 72 Other ages more desirable

73	Likes current age
74	Dislikes current age
75	More respect shown
76	Less respect shown
77	Generally happy with life
90	No disadvantages
91	No advantages
96	Other reason (not elsewhere specified)
97	Nothing/blank
-1	Don't know
-2	Refused
-8	Not applicable
-9	Missing

### 3.20. Relationship of Closest Friend

#### Relationship of closest friend (wSSUPR2R)

##### First Occurrence W3

- 01 Partner/husband/wife
- 02 Child (natural, adopted, step or foster)
- 03 Sibling (brother, sister)
- 04 Parent
- 05 Grandparent
- 06 Grandchild
- 07 Aunt/Uncle/Cousin
- 08 Other eg (in-laws)
- 09 Friend

If left blank by respondent code 00

### 3.21. Why Wants Specific Job when Leaves School

Why wants specified job when leaves school (wEYPSOCY) on record wYOUTH

#### First Occurrence W5

If more than one reason given, code first mention

#### REWARDS

01 Money/well paid

02 Good job/high status

#### APTITUDE/VOCATION

03 Have always wanted to do/be/ambition or career

04 Following family footsteps

#### SPECIFIC SKILLS OR APPEAL

05 Like/good at computing

06 Like/good at art/music/writing/theatre

07 Like/want to travel

08 Like/good at sports

09 Like/want to be working with people

10 Like/want to be working with hands/cars/want a trade

11 Has other specific skill (nes)

#### CARING/ETHICAL JOBS

12 Want to work with animals

13 Want to work with children

14 Want to help others/provide care/handicapped

15 General moral concern/environment/religion/law

#### GENERAL APPEAL

16 Job is interesting/would enjoy it/enjoy subject (at school)

#### UNKNOWN

17 Undecided/too young

97 Other

98 Don't know

99 Refused

00 Blank - nothing written in



### 3.22. Reason for not going on to Further/Higher Education

Reasons may not go on to further/higher education when finishes school (wYPNUNA wYPNUNB) on record wYOUTH

#### First Occurrence W12

##### CODE FIRST TWO MENTIONS

01 – Want to earn money/Get a job (inc. Less money when you're a student. If going to university after working mentioned CODE 02)

02 – Earn money first then go to university (inc. Work experience/gap year and then go to university. If 'going to university or college' NOT mentioned CODE 01 (want to earn money/get job)

03 – Want to get an apprenticeship/Waiting to do a modern apprenticeship (apprenticeship explicitly mentioned)

04 – Specific job/career planned (E.G. want to be a carpenter/want to be a model/want to be famous/play professional football/ want to join the RAF/Army/Royal Marines)

05 – No need for more qualifications (inc. Won't teach anything useful/ Already got qualifications/Educated enough already, have grades needed/Had enough of education)

06 – Hard work/ Too much work and hassle

07 – Not capable of work at university (inc. Can't do the work/Won't do very well/Might not get in to college or university)

08 – Hate school/college (inc. Don't like teachers/Can't handle anymore school/ Boring/Quicker leave school the better)

09 – Waste of time / Takes up too much time (time explicitly mentioned)

10 – Wants to/prefers to stay at (parental) home

11 – Want to set up own home/ have a family

12 – Get on with life/Be out in the world/to do different things

13 – Want to go abroad/travel

14 – Can't be bothered / Don't want to/Don't feel like it/ (inc. not wanting to get up early every morning)

15 – Not sure what to do when leave school (inc. Haven't thought about it/Not decided/ Don't know what job I want)

- 96 Other
- 97 Missing
- 98 Don't know/Pass (NES)
- 99 Refused

### 3.23. Coding Frames Youth Questionnaire Verbatim

#### Important Events

**3.23.1 Please tell me anything that has happened to you (or your family) which has stood out as important. This might be things you've done or things that have been of interest or concern. Just whatever comes to mind as important to you. (wYPEVNT1, wYPEVNT2, wYPEVNT3, wYPEVNT4**

#### **First Occurrence W4**

Codes 01 to 19 are for events mentioned in a positive way, and also the default for 'happy' events such as holidays, leisure, recovery from illness, spending time with friends, and starting a relationship with a boy/girlfriend. Codes 21 to 39 are for negative references or objectively 'bad' events - separation, death, illness, end of a relationship, etc. Codes 41 to 59 is the default for most other events which are neutral or ambiguous including school, births and getting a job. Where there is an orientation, this determines the coding - 'we have been blessed with a baby', etc. Similarly, where there is seemingly an indifference to a happy/sad event, the event is coded to neutral ('I have been in and out of relationships with three separate girls', 'gained/lost friends', etc.). A response is only coded as 'nothing' or 'don't know' if no event is subsequently mentioned.

Code up to four mentions.

#### **SCHOOL**

- 01 positive - passing exams, improving at school - also taking music exams.
- 21 negative - pressure, worries.
- 41 neutral default

#### **FAMILY RELATIONS**

- 02 positive - 'parents trust me more' etc.
- 22 negative - separation, divorce, death rows.
- 42 neutral - birthdays and family visits.

#### **FAMILY EVENT**

- 03 positive - recovery from illness (not youth's) and family holiday.
- 23 negative - illness (not youth's) and job loss.
- 43 neutral - birthdays and family visits.

#### **LEISURE**

- 04 default for all mentions of leisure. Also for holidays taken with friends, youth club or school.
- 24 negative mentions of leisure - none at Wave 4.

#### **PEERS**

- 05 making/spending time with friends.
- 25 being bullied or losing friends.
- 45 neutral - foreign exchange student visit and 'gained/lost friends'.

#### **MONEY**

- 06 positive reference to earning/handling own money.
- 26 negative reference to earning/handling own money - none at Wave 4.
- 46 default for earning/handling own money.

#### **CONSUMPTION**

- 07 default for buying or being given things - includes the family's new car.
- 27 loss/damage/theft of items.

#### **JOB/WORK EXPERIENCE**

- 08 positive reference to own job or work experience.
- 28 negative reference - none at Wave 4.
- 48 default reference.

#### **BOY/GIRLFRIENDS**

- 10 starting/maintaining a relationship with a boy/girlfriend.
- 30 end of a relationship.
- 50 visible indifference to the start/end of a relationship.

#### **OWN HEALTH**

- 11 improvement in a long term health condition.
- 31 youth's ill health or accident.
- 51 default

**CAREER**

- 14 positive reference to future career or long-term plans.
- 34 negative reference - none at Wave 4.
- 54 default for reference to future career or long-term plans.

**PETS**

- 33 death of pet.
- 53 reference to pet.

**HOUSE MOVES**

- 12 positive reference - none at Wave 4.
- 32 negative reference - none at Wave 4.
- 52 default

**OTHER EVENT**

- 19 other positive event.
- 39 other negative event.
- 59 other neutral event.

- 97 nothing happened
- 98 don't know
- 99 missing

## One change to life

### 3.23.2 If you could change just one thing to make your life better, what would you change? (wYPDLFA, wYPDLFB, wYPDLFC, wYPDLFD)

#### First Occurrence W7

#### CODE FIRST TWO MENTIONS

##### Self Image and Attributes

- 01 Appearance / weight
- 02 Personality/self-confidence/less worries/more social skills etc.
- 03 Age (include wanting to be older for specific purpose e.g. driving)
- 04 Academic ability/performance (e.g. want to work harder to get good qualifications; more brains etc.)
- 05 Health
- 06 Give up Smoking
- 07 Sporting ability / fitness
- 08 More Independence/ freedom (having/being given)
- 09 Other Changes in self and self attributes (not elsewhere specified)

##### Relationship of Self and Others

- 11 Girl-friend/boy-friend; opposite sex - easier / better / new relationship
- 12 Other friends / peer-group mentions (NB mentions of bullying code 31)

##### Family Relationship / Household Change

- 13 Relationships of self and family members
- 14 Parental relations (with each other)
- 15 Living arrangements (who lives with whom)
- 16 Family relationship problems (include bereavement)
- 17 Other family problems/changes (health; financial; job etc.)

##### Material Improvement / Life Style Change

- 21 Getting Job /Better Job
- 22 More money for self
- 23 More money for family
- 24 Bigger or better accommodation (house/room/garden)
- 25 New possessions
- 26 Animal/pet
- 27 Other life style changes (not elsewhere specified)

##### School and Community

- 31 Being bullied (knowing bullies)
- 32 School circumstances (teacher, class etc.)
- 33 Leaving school
- 35 Change area/location - live somewhere else; change existing features
- 37 Other school/community changes

##### General Well-Being of People / Planet

- 41 Less violence/ people happier / less suffering
- 42 Environmental improvement - less pollution; saving wildlife
- 47 Other societal world improvements

Other

- 50 NO CHANGE - everything OK /good now
- 51 NO CHANGE / NOTHING (no elaboration)
  
- 97 Other changes (not elsewhere specified)
- 98 Don't know (code only if no substantive response given)
- 99 No answer - BLANK

## Future plans

### 3.23.3 What would you like to be doing with your life in about ten year's time from now? (wYPFUTA, wYPFUTB)

#### First Occurrence W12

##### Career

- 01 have a particular career
- 02 have a good job (well paid / enjoyable / interesting / successful / secure)
- 03 have own particular business

##### Education

- 10 pass my exams / get good qualifications
- 11 go to / have finished university or college / get a particular degree

##### Family

- 20 be married / have a partner / stable relationship
- 21 be married / have a partner AND children (includes: have a family / children)
- 22 be married / have a partner NO children
- 23 not settle down yet / not be married / be single
- 24 be in contact / get on well with family

##### Material ownership

- 30 have own car
- 31 have own house / flat / move out / leave home
- 32 have a lot of money (if not specified elsewhere)

##### Leisure / general

- 40 play sports
- 41 play music / be in a band
- 42 travel
- 43 have good friends / have a good social life
- 44 be happy / enjoy life / have fun
- 45 give money to charity / help society (others) / be involved in church
- 46 have financial security / no worries
- 47 move abroad
  
- 96 other / uncodable
- 97 missing/blank
- 98 don't know
- 99 refused



## **Appendix 4.**

# **Help For Old Friends: Modifications Since Eighteenth Release**

This Appendix is intended for the use of those who have already worked with earlier releases of BHPS data. It lists changes that have been introduced since the original release of the wave 1 to 18 data in 2010. It lists the specific changes which have been made in data waves since that release and should be studied before repeating earlier analyses on this new release of the data.

A major enhancement for this release is that the BHPS Net income data which Stephen Jenkins and his colleagues prepared and were made available separately under SN3909 have now been incorporated with this release. This leads to the addition of a set of new variables on WHHRESP and WINDALL. These data continue to be documented in detail using <http://doc.ukdataservice.ac.uk/doc/3909/mrdoc/pdf/3909userguide.pdf>.

Some additional aids to linking BHPS cases to interviews with the same people in Understanding Society data are also included. This includes a Understanding Society style PIDP wherever PID is included and also the variables ISSW2\_UKHLS FLOW2\_UKHLS WVEN\_UKHLS on XWAVEID and XWAVEDAT indicate whether BHPS cases should be expected to be found in the Understanding Society data set.

There have been some further enhancements to the data in XWAVEDAT. In particular values for employment status and occupation variables for mother and father have been added where the respondent was first interviewed as a new 16 year old, on the basis of the values for co-resident parents. Also the panel data has been used to add in the value of date of first marriage, date of first cohabitation, date of first child birth and characteristics of first job where this took place after the respondent was first interviewed.

In addition to the above there are some corrections to a range of errors which users have reported in previous wave data as follows. We are very grateful to users for reporting these issues.

There were problems in the copying of Wave 18 leisure activity questions from the survey source. This affects RLACTA, RLACKJ and RLACTK on RINDRESP.

A small number of problems in setting values for self-employment profit (WJSPROF) where this should have been inapplicable were fixed.

Missing cases on Wave 18 second job pay was (RJ2PAY) had previously not been imputed. This has now been done.

Total personal and total household income, along with components, were recalculated throughout to deal with a range of minor discrepancies. The number of cases affected at each wave was very small.

At Wave 18 the code for some of the annual employment history derived variables was not run correctly. This has now been rerun resulting in changes to the following variables: RCJSBLY, RCJSWK9, RYLID, RJLYID, RJTYID, RNJUWKS, RNJIWKS, RNJBNEW, RNJBSP, RNJUSP, RNJISP, RJBSTATL, RJBSTATT. In addition some issues with PNJIWKS and QNJIWKS at Waves 16 and 17 were fixed.

Around 70 erroneous occupation codes for main job were found in the wave 18 data. These have been fixed and related social classifications corrected.

There were two issues with weights. Firstly, some proxy respondents and within-household non-respondent adults were given positive cross-sectional respondent weights at wave 18.



These have been reset to 0. Secondly new births at waves 5 and 6 did not get a positive weight. Weights have now been assigned for these cases and carried forward to subsequent waves.

Some variables containing the value -1 had not previously been correctly recorded as “don’t know”. In these cases they have been recoded as -9 “missing”.

The other new feature at this wave is that we have separated out the End User Licence version of the data from a Special Licence version which includes the more disclosive variables (see section V1.2 above). This means that there are some condensed classification versions of occupational classifications, for example, available on the EUL version, with the full classification only available on the SL versions. These variables have a suffix `_cc` added.

## **Appendix 5. Related Publications and Documentation**

### **5.1. Research Centre Publications**

A book has been published containing initial results from the first two waves of the **BHPS**:

#### **Changing Households: The British Household Panel Survey 1990-1992.**

Nick Buck, Jonathan Gershuny, David Rose and Jacqueline Scott (1994)

In this book, researchers from the Research Centre analyse the data from the first two years of the study. Each chapter examines a different aspect of change in people's lives and the introduction provides an overview of longitudinal surveys in general and the BHPS in particular.

Copies can be ordered from the Research Centre.

Other documents which you might find useful can be ordered from the ESRC Research Centre at the address below. Among these are:

Technical Paper Number 1	<b>British Household Panel Study Questionnaire Mainstage Wave One 1991</b>
Technical Paper Number 2	<b>British Household Panel Study Interviewer Instructions Mainstage Wave One 1991</b>
Technical Paper Number 3	<b>British Household Panel Study Technical Report Mainstage Wave One 1991</b>
Technical Paper Number 4	<b>British Household Panel Study Questionnaire Mainstage Wave Two 1992</b>
Technical Paper Number 5	<b>British Household Panel Study Wave One: Outline of the British Household Panel Study Documentation System.</b> Marcia Freed Taylor, Elaine C.A. Prentice and John Brice. (1992)
Technical Paper Number 6	<b>British Household Panel Study Questionnaire Mainstage Wave Three 1993.</b>
Technical Paper Number 7	<b>British Household Panel Study Technical Report Mainstage Two 1994</b>
Technical Paper Number 8	<b>Panel Study of Manufacturing Establishments - First Stage.</b> Andrew K.G. Hildreth and Nigel Tremlett. (1994)
Technical Paper Number 9	<b>British Household Panel Study Questionnaire Mainstage Wave Four 1994.</b>

Technical Paper Number 10	<b>British Household Panel Study Technical Report Mainstage Three 1995</b>
Technical Paper Number 11	<b>British Household Panel Study Questionnaire Mainstage Wave Five 1995</b>
Technical Paper Number 12	<b>British Household Panel Study Questionnaire Mainstage Wave Six 1996</b>
Technical Paper Number 13	<b>Unified BHPS Work-life Histories: Combining Multiple Sources into a User-friendly Format.</b> Brendan Halpin (1997)
Technical Paper Number 14	<b>British Household Panel Study Wave Four Technical Report 1994.</b> ESRC Research Centre on Micro-social Change (1997)
Technical Paper Number 15	<b>British Household Panel Study Wave Five Technical Report 1995.</b> ESRC Research Centre on Micro-social Change (1997)
Technical Paper Number 16	<b>British Household Panel Study Questionnaire Mainstage Wave Seven 1997</b> ESRC Research Centre on Micro-social Change (1998)
Technical Paper Number 17	<b>British Household Panel Study Questionnaire Mainstage Wave Eight 1998</b> ESRC Research Centre on Micro-social Change (1998)

For information on research design and methodology, the following Research Papers can also be obtained:

Working Paper 1	<b>Micro-social change in Britain: an outline of the role and objectives of the British Household Panel Study.</b> David Rose et al.
Working Paper 2	<b>Design issues in the British Household Panel Study.</b> David Rose, Nick Buck and Louise Corti.
Working Paper 3	<b>Sample design issues in a panel survey: the case of the British Household Panel Study.</b> A P M Coxon (ed).
Working Paper 21	<b>Micro-social Change in Britain: Current and Future Research Using the British Household Panel Study,</b> David Rose et al. (1992)
Working Paper 23	<b>Methodological Issues in the Design of the British Household Panel Survey,</b> Pamela C. Campanelli and Louise Corti (1993)
Working Paper 25	<b>Using Household Panels to Study Micro-social Change,</b> Jacqueline Scott (1993)

Other **Research Papers of the ESRC Research Centre** which might be of interest are:

Working Paper 4	<b>The Use of Panel Data in Econometric Analysis: A Survey.</b> Gordon Kemp. (1991)
Working Paper 5	<b>Methodological Issues in the Study of Household Allocative Systems.</b> Heather Laurie. (1991)
Working Paper 6	<b>Household Allocative Systems, Gender and Class Analysis.</b> David Rose and Heather Laurie. (1991)
Working Paper 7	<b>Combining Qualitative and Quantitative Data in the Longitudinal Study of Household Allocations.</b> Heather Laurie and Oriel Sullivan. (1991)
Working Paper 8	<b>Gender Differences in Living Arrangements, Employment and Stress: Comparison of Britain and the USA.</b> Jacqueline Scott and Louise Corti. (1991)
Working Paper 9	<b>A Cross-national Comparison of Gender-role Attitudes: Is the Working Mother Selfish?</b> Jacqueline Scott and Jean Duncombe. (1991)
Working Paper 10	<b>Visions of the Future: A Computer Content Analysis of Open Ended Survey Data.</b> Jacqueline Scott, David Fan, Howard Schuman and Carol Shaffer. (1991)
Working Paper 11	<b>The Reliability of Recall Data: A Literature Review.</b> Shirley Dex. (1991)
Working Paper 12	<b>Spell Incidence, Spell Duration and the Measurement of Unemployment.</b> A. F. Shorrocks. (1992)
Working Paper 13	<b>Response Contamination by Third Parties in a Household Interview Survey.</b> Louise Corti and Karin M. Clissold. (1992)
Working Paper 14	<b>Comparative Analysis Using Large Scale National Data Sources of Women's Employment.</b> Shirley Dex and Heather Laurie. (1992)
Working Paper 15	<b>Rooms, Relatives and Relationships: Household Density and Mental Health.</b> Duane F. Alwin and Jacqueline Scott. (1992)
Working Paper 16	<b>She's Leaving Home: But Why? An Analysis of Young People Leaving the Parental Home.</b> Nick Buck and Jacqueline Scott. (1992)
Working Paper 17	<b>Social Polarisation in Britain and Germany: The Impacts of Household and Labour Market Change.</b> Nick Buck.
Working Paper 18	<b>Generations, Collective Memory and Events in Europe.</b> Jacqueline Scott and Lilian Zac. (1992)
Working Paper 19	<b>Modelling Household Dissolution: An Event History Analysis of Young People Leaving Home.</b> Nick Buck and Jacqueline Scott. (1992)

Working Paper 20	<b>On the Hart Measure of Income Mobility.</b> A.F. Shorrocks. (1992)
Working Paper 24	<b>Labour Mobility in a Household Perspective.</b> Shirley Dex. (1993)
Working Paper 26	<b>Earnings, Independence or Unemployment: Why become Self-employed?</b> Mark P. Taylor. (1994)
Working Paper 27	<b>Semi-Markov and Markov Labour Histories.</b> Ken Burdett and Mark P. Taylor (1994)
Working Paper 95-1	<b>Did the Middle Class Shrink During the 1980's? UK Evidence from Kernel Density Estimates.</b> Stephen P. Jenkins (1995)
Working Paper 95-2	<b>Child Care Costs and Lone Mothers' Employment Rates: UK Evidence.</b> Stephen P. Jenkins and Elizabeth J. Symons (1995)
Working Paper 95-3	<b>Homeworkers in Britain: Using BHPS Wave One Data.</b> Heather Laurie and Mark P. Taylor (1995)
Working Paper 95-4	<b>Distribution of Qualifications: Using BHPS Wave One Data.</b> Andrew Clark (1995)
Working Paper 95-5	<b>Distribution of Earnings: Using BHPS Wave One Data.</b> Mark P. Taylor (1995)
Working Paper 95-6	<b>Employment Mobility: Using BHPS Wave One Data.</b> Shirley Dex and Mark P. Taylor (1995)
Working Paper 95-7	<b>Why Go Out To Work? An Analysis Drawn From BHPS Wave One Data.</b> Andrew Clark (1995)
Working Paper 95-8	<b>Tax Systems and Married Women's Labour Force Participation: A Seven Country Comparison.</b> Hedwig Vermeulen, Shirley Dex, Tim Callan, Ben Dankmeyer, Siv Gustafsson, M. Laysten, Nina Smith, Gunther Schmaus, Jan Dirk Vlasblom (1995)
Working Paper 95-9	<b>Quitting Externalities, Employment Cyclicity and Firing Costs.</b> Alison Booth and Gylfi Zoega (1995)
Working Paper 95-10	<b>The Employment Implications of State-Mandated Firing Costs.</b> Alison Booth (1995)
Working Paper 95-11	<b>An Economic Analysis of the Leaving Home Decision.</b> John Ermisch and Pamela Di Salvo (1995)
Working Paper 95-12	<b>A Model of the Dynamics of Housing Tenure Choice.</b> Pamela Di Salvo and John Ermisch (1995)
Working Paper 95-13	<b>Totally Fuzzy and Relative Measures of Poverty in Dynamic Context. An Application to the British Household Panel Survey, 1991-1992.</b> Bruno Cheli (1995)

Working Paper 95-14	<b>Count Data Models of Work-Related Training: A Study of Young Men in Britain.</b> Alison Booth, Wiji Arulampalam and Peter Elias (1995)
Working Paper 95-15	<b>Training and Contracts.</b> Alison Booth, Monojit Chatterji (1995)
Working Paper 95-16	<b>Seniority, Earnings and Unions.</b> Alison Booth and Jeff Frank (1995)
Working Paper 95-17	<b>Pre-Marital Cohabitation, Childbearing and the Creation of One Parent Families.</b> John Ermisch (1995)
Working Paper 95-18	<b>Work-related Training and Earnings Growth for Young Men in Britain.</b> S.Wiji Arulampalam, Alison L. Booth and Peter Elias (1995)
Working Paper 95-19	<b>Assessing Income Distribution Trends: What Lessons from the UK?.</b> Stephen P. Jenkins (1995)
Working Paper 95-20	<b>Poverty Dominance, Poverty Gaps, and Poverty Lines.</b> Stephen P. Jenkins and Peter J. Lambert (1995)
Working Paper 95-21	<b>Husbands and Wives: Family Income Inequality and Assortative Mating in the United States.</b> Marco Francesconi (1995)
Working Paper 95-22	<b>A Dynamic Structural Analysis of Female Labor Supply and Fertility: The Role of Part-Time Work. Part 1 &amp; 2</b> Marco Francesconi (1995)
Working Paper 95-23	<b>Labor Force Transitions of Married Women in the United States.</b> Marco Francesconi (1995)
Working Paper 96-1	<b>Analysis of Leaving the Parental Home and Returning to it using Panel Data.</b> John Ermisch (1996)
Working Paper 96-2	<b>Quitting Externalities with Uncertainty about Future Productivity.</b> Alison L Booth, and Gylfi Zoega (1996)
Working Paper 96-3	<b>Firing Costs, Unions and Employment.</b> Alison L Booth, and Andrew McCulloch (1996)
Working Paper 96-4	<b>Who Gets Over the Training Hurdle?</b> Wiji Arulampalam and Alison L Booth
Working Paper 96-5	<b>Class Careers as Sequences: An Optimal Matching Analysis of Work-life Histories.</b> Brendan Halpin and Tak Wing Chan (1996)
Working Paper 96-6	<b>Surprises and Housing Tenure Decisions.</b> John Ermisch and Pamela Di Salvo (1996)
Working Paper 96-7	<b>Trends in Real Income in Britain: A Microeconomic Analysis.</b> Stephen P Jenkins (1996)

Working Paper 96-8	<b>Where in the World is the Middle Class? A Cross-National Comparison of the Vanishing Middle Class using Kernel Density Estimates.</b> Richard V Burkhauser, Amy D Crews, Mary C Daly and Stephen P Jenkins (1996)
Working Paper 96-9	<b>New Men and New Women: Is There Convergence in Patterns of Labour Market Transition?</b> Alison L Booth, Carlos Garcia-Serrano and Stephen P Jenkins (1996)
Working Paper 96-10	<b>Partnership Formation and Dissolution in Great Britain.</b> John Ermisch and Marco Francesconi (1996)
Working Paper 96-11	<b>The Increasing Complexity of Family Relationships: Lifetime Experience of Single Motherhood and Stepfamilies in Great Britain.</b> John Ermisch and Marco Francesconi (1996)
Working Paper 96-12	<b>Job Tenure: Does History Matter?</b> Alison L Booth, M Francesconi and C Garcia-Serrano (1996)
Working Paper 96-13	<b>Unions and Efficient Training.</b> Alison L Booth and M Chatterji (1996)
Working Paper 96-14	<b>Performance Related Pay.</b> Alison L Booth and Jeff Frank (1996)
Working Paper 96-15	<b>Unemployment Insurance and Unemployment Duration.</b> Carlos Garci-Serrano (1996)
Working Paper 96-16	<b>Educational Mismatch and Internal Labour Markets: Is There Any Relationship?</b> Carlos Garci-Serrano and Miguel A Malo Oca_a (1996)
Working Paper 96-17	<b>On Worker and Job Turnover.</b> Carlos Garcia-Serrano (1996)
Working Paper 96-18	<b>The Changing Picture of Male Unemployment in Britain.</b> Mark P Taylor and Alison L Booth (1996)
Working Paper 96-19	<b>Changing Places: Income Mobility and Poverty Dynamics in Britain.</b> Sarah Jarvis and Stephen P Jenkins (1996)
Working Paper 96-20	<b>On the Specification of Labour Supply and Household Production Models.</b> P F Apps, M Killingsworth and R Rees (1996)
Working Paper 96-21	<b>Human Capital, Household Production and Prices in Models of Family Labour Supply.</b> P F Apps, M Killingsworth and R Rees (1996)
Working Paper 97-1	<b>Family Matters.</b> John Ermisch and Marco Francesconi (1997)
Working Paper 97-2	<b>Women and Social Class: Towards a More Complete Picture.</b> Gunn Elisabeth Birkelund and David Rose (1997)
Working Paper 97-3	<b>Young People and Smoking.</b> Malcolm Brynin (1997)
Working Paper 97-4	<b>Marital Splits and Income Changes: Evidence for Britain.</b> Sarah Jarvis and Stephen P Jenkins (1997)

Working Paper 97-5	<b>Instruments and Measurement Error in the Estimation of Union Wage Effect for Covered Members and Non-Members in Great Britain.</b> Andrew K G Hildreth (1997)
Working Paper 97-6	<b>Educational Choice, Families and Young People's Earnings.</b> John Ermisch and Marco Francesconi (1997)
Working Paper 97-8	<b>Exit, Voice and Suffering: Do Couples Adapt To Changing Employment Patterns?</b> Jonathan Gershuny, Michael Bittman and John Brice (1997)
Working Paper 97-9	<b>The Changing Picture of Self-Employment in Britain.</b> Mark Taylor (1997)
Working Paper 97-10	<b>Imputing Council Tax for Households in the British Household Panel Study.</b> Gerry Redmond (1997)
Working Paper 97-11	<b>Converting to CAPI in a Longitudinal Panel Survey.</b> Heather Laurie (1997)
Working Paper 97-12	<b>Strategies for Reducing Non-response in a Longitudinal Panel Survey.</b> Heather Laurie, Rachel Smith and Lynne Scott (1997)
Working Paper 97-13	<b>Is Class Changing? Evidence from BHPS Retrospective Work-life Histories.</b> Brendan Halpin (1997)
Working Paper 97-14	<b>Criterion Validation of a Proposed Revision of Government Social Classifications.</b> Karen O'Reilly and David Rose (1997)
Working Paper 97-15	<b>Who are the Irish in Britain? Evidence from Large-scale Surveys.</b> Brendan Halpin (1997)
Working Paper 97-16	<b>Uncertainty and Health Care Spending by the Elderly: Is There a Role for Prevention.</b> Cristian P Herrera-Salas (1997)
Working Paper 97-17	<b>The Reliability of Retrospective Unemployment History Data.</b> Shirley Dex and Andrew McCullough (1997)
Working Paper 97-18	<b>Prices, Parents and Young People's Household Formation.</b> John Ermisch (1997)
Working Paper 97-19	<b>Who Forgot They Were Unemployed?</b> Peter Elias (1997)
Working Paper 97-20	<b>Restructuring, Reskilling and Redundancy: A Study of the Dynamics of the UK Labour Market 1990-95.</b> Peter Elias (1997)
Working Paper 97-21	<b>Career Mobility in Britain.</b> Alison L Booth and Marco Francesconi (1997)
Working Paper 97-22	<b>Housing Adjustment in Later Life: Evidence from the British Household Panel Survey.</b> John F Ermisch and Stephen P Jenkins (1997)
Working Paper 97-23	<b>Unemployment: Blame the Victim?</b> Jonathan Gershuny and Carmel Hannan



Working Paper 97-24	<b>Gender and Dynamics of Poverty: The Cases of (West) Germany and Great Britain</b> Elisabetta Ruspini (1997)
Working Paper 97-25	<b>Social Divisions and Labour Market Change in London: National, Urban and Global Factors.</b> Nick Buck (1997)
Working Paper 98-1	<b>Cohabitation in Great Britain: Not for Long, but Here to Stay.</b> John Ermisch and Marco Francesconi (1998)
Working Paper 98-2	<b>A Joint Dynamic Model of Fertility and Work of Married Women.</b> Marco Francesconi (1998)
Working Paper 98-3	<b>Mother's Behaviour and Children's Achievements.</b> Marco Francesconi and John Ermisch (1998)
Working Paper 98-4	<b>The Concept of Validity in Relation to the ESRC Review of Government Social Classifications.</b> Karen O'Reilly (1998)
Working Paper 98-5	<b>The Driving Forces Behind Working Time Reductions: Explaining Employers' and Employees' Preferences Concerning the 36 Hours Working Week in the Dutch Banking Sector.</b> Kea G. Tjzens (1998)
Working Paper 98-6	<b>Gender Roles and Labour Use Strategies in Explanations of Women's Part-Time Work in the European Union.</b> Kea G. Tjzens (1998)
Working Paper 98-7	<b>The Exchange Rate Market Efficiency and the Risk Premium: An Empirical Analysis on Three Exchange Rates.</b> Oreste Napolitano (1998)
Working Paper 98-8	<b>Analysis of the Dynamics of Lone Parent Families.</b> René Böheim and John Ermisch (1998)
Working Paper 98-9	<b>Mother's Employment, Lone Motherhood and Children's Achievements as Young Adults.</b> Marco Francesconi and John Ermisch (1998)
Working Paper 98-10	<b>On the Estimation of Latent Variable Models of Health, with an Application to the Health-Investment Behaviour of the British Elderly.</b> Cristain P. Herrera-Salas (1998)
Working Paper 98-11	<b>Intertemporal Equivalence Scales and Cost of Children Using BHPS.</b> Gianni Betti (1998)
Working Paper 98-12	<b>Modelling the Dynamics of Health and Death Among the British Elderly.</b> Cristian P. Herrera-Salas (1998)
Working Paper 98-13	<b>Young People in Europe: Two Models of Household Formation</b> Maria Iacovou (1998)
Working Paper 98-14	<b>Employment Status Mobility in the Life-cycle: An Exploratory Analysis</b> Miguel A Malo (1998)
Working Paper 99-1	<b>Modelling Household Income Dynamics.</b> Stephen P. Jenkins (1999)

Working Paper 99-2	<b>Education and the Natural Rate of Unemployment.</b> Marco Francesconi, J. Michael Orszag, Edmund S. Phelps and Gylfi Zoega (1999)
Working Paper 99-3	<b>Leisure in the UK Across the 20th Century.</b> Jonathan Gershuny and Kimberly Fisher (1999)
Working Paper 99-4	<b>The Covariance Structure of Earnings in Great Britain: 1991-1995.</b> Xavier Ramos (1999)
Working Paper 99-5	<b>The Dynamics of Lone Mothers' Incomes: Public and Private Income Sources Compared.</b> René Böheim, John Ermisch and Stephen P. Jenkins (1999)
Working Paper 99-6	<b>The Determinants of Promotions in Britain: Evidence from the Panel Data.</b> Marco Francesconi (1999)
Working Paper 99-7	<b>Beyond Networks: 'Social Cohesion' and Unemployment Exit Rates.</b> Carmel Hannan (1999)
Working Paper 99-8	<b>Earnings Inequality and Earnings Mobility in Great Britain: Evidence from the BHPS, 1991-94.</b> Xavier Ramos (1999)
Working Paper 99-9	<b>Breaking up - Financial Surprises and Partnership Dissolution.</b> René Böheim and John Ermisch (1999)
Working Paper 99-10	<b>Lone Mothers and Poverty in Italy, Germany and Great Britain, Evidence from Panel Data.</b> Elisabetta Ruspini (1999)
Working Paper 99-11	<b>Anatomy of Earnings Mobility in Great Britain: Evidence from the BHPS, 1991-1995.</b> Xavier Ramos (1999)
Working Paper 99-12	<b>Patterns of Labour Market Exit in Germany and the UK.</b> Christiane Oswald (1999)
Working Paper 99-13	<b>Measurement of the Income Distribution: an academic user's view.</b> Stephen P. Jenkins (1999)
Working Paper 99-14	<b>Austrian Unemployment Durations.</b> René Böheim (1999)
Working Paper 99-15	<b>Child Development and Family Resources: an exploration of evidence from the second generation of the 1958 British birth cohort.</b> Andrew McCulloch and Heather E. Joshi (1999)
Working Paper 99-16	<b>Residential Mobility, Housing Tenure and the Labour Market in Britain.</b> René Böheim and Mark P. Taylor (1999)
Working Paper 99-17	<b>The Position of Women in UK Academic Economics.</b> Alison L. Booth and Jonathan Burton (1999)
Working Paper 99-18	<b>Towards Explaining Child Day Care Policy Variations Amongst the Local Authorities.</b> Vicky Randall and Kimberly Fisher (1999)

Working Paper 99-19	<b>Criterion Validity and Occupational Classification: The Seven Economic Relations and the NS-SEC.</b> Anthony P.M. Coxon and Kimberly Fisher (1999)
Working Paper 99-20	<b>Are Secondary Part-Time Jobs Marginalized? Job Characteristics Of Women Employed less than 20 hours per week in the European Union.</b> Kea G. Tijdens (1999)
Working Paper 99-21	<b>A Forgotten Issue: Distributional Effects of In-Kind Subsidies - The Case of Day Care in Germany.</b> Michaela Kreyenfeld and Gert G. Wagner (1999)
Working Paper 99-22	<b>Trends in the UK Income Distribution.</b> Stephen P. Jenkins (1999)
Working Paper 99-23	<b>Poverty Among British Children: Chronic or Transitory?</b> Martha S. Hill and Stephen P. Jenkins (1999)
Working Paper 99-24	<b>Social Position from Narrative Data.</b> Jonathan Gershuny (1999)
Working Paper 99-25	<b>Documentation for Derived Current and Annual Net Household Income Variables, BHPS Waves 1-7.</b> Elena Bardasi, Stephen P. Jenkins and John A. Rigg (1999)
Working Paper 99-26	<b>Job Mobility in 1990s Britain: Does Gender Matter?</b> Alison L. Booth and Marco Francesconi (1999)
Working Paper 2000-1	<b>Unemployment Duration and Exit States in Britain.</b> René Böheim and Mark P. Taylor
Working Paper 2000-2	<b>Learning and Economic Policy Choices with an Application to IMF Agreements.</b> Covadonga Meseguer Yebra
Working Paper 2000-3	<b>Using Material Flow Accounting to Operationalize the Concept of Societies Metabolism: a preliminary MFA for the United Kingdom for the period of 1937-1997.</b> Heinz Schandl and Neils Schulz
Working Paper 2000-4	<b>My Home Was My Castle: evictions and repossessions in Britain.</b> René Böheim and Mark P. Taylor
Working Paper 2000-5	<b>The Search for Success: do the unemployed find stable employment?</b> René Böheim and Mark P. Taylor
Working Paper 2000-6	<b>Modelling Short Unemployment in Europe.</b> Antonella D'Agostino and Fabrizia Mealli
Working Paper 2000-7	<b>Occupational Pensions and Interfirm Job Mobility in the European Union: evidence from the ECHP.</b> Vincenzo Andrietti
Working Paper 2000-8	<b>Health, Wealth and Progeny: explaining the living arrangements of older european women.</b> Maria Iacovou
Working Paper 2000-9	<b>The Living Arrangements of Elderly Europeans.</b> Maria Iacovou

Working Paper 2000-10	<b>Ethnic minorities in the UK: burden or benefit?</b> Aslan Zorlu
Working Paper 2000-11	<b>Women and Part-Time Employment: workers' 'Choices' and wage penalties in five industrialized countries.</b> Elena Bardasi and Janet C. Gornick
Working Paper 2000-12	<b>Who Marries Whom in Great Britain?</b> Tak Wing Chan and Brendan Halpin
Working Paper 2000-13	<b>Temporary Jobs: who gets them, what are they worth, and do they lead anywhere?</b> Alison L. Booth, Marco Francesconi and Jeff Frank
Working Paper 2000-14	<b>Occupational Pension Coverage in the European Union: an empirical analysis.</b> Vincenzo Andrietti
Working Paper 2000-15	<b>Measuring Income Risk.</b> Simon Burgess, Karen Gardiner, Stephen P. Jenkins and Carol Propper
Working Paper 2000-16	<b>Do Current Income and Annual Income Measures Provide Different Pictures of Britain's Income Distribution?</b> René Böheim and Stephen P. Jenkins
Working Paper 2000-17	<b>Re-employment Probabilities for Spanish Men: what roles does the unemployment benefit system play?</b> Stephen P. Jenkins and Carlos García-Serrano
Working Paper 2000-18	<b>The Distribution of Income by Sectors of the Population.</b> Stephen P. Jenkins
Working Paper 2000-19	<b>To What Extent Do Fiscal Regimes Equalize Opportunities for Income Acquisition Among Citizens?</b> John E. Roemer, Rolf Aaberge, Ugo Colombino, Johan Fritzell, Stephen P. Jenkins, Ive Marx, Marianne Page, Evert Pommer, Javier Ruiz-Castillo, Maria Jesus San Segundo, Torben Tranaes, Gert G. Wagner and Ignacio Zubiri
Working Paper 2000-20	<b>Investigating Long-Term Retest Effects in the GHQ-12.</b> David Pevalin
Working Paper 2000-21	<b>Becoming a Homeowner in Britain in the 1990s.</b> John Ermisch and Brendan Halpin
Working Paper 2000-22	<b>Examining Working Time Arrangements Using Time Use Survey Data.</b> Andrew S. Harvey, Kimberly Fisher, Jonathan Gershuny and Ather Akbari
Working Paper 2000-23	<b>Estimating Welfare Indices: Household Weights and Sample Design.</b> Frank A. Cowell and Stephen P. Jenkins
Working Paper 2000-24	<b>Neighbourhood and Family Influences on the Cognitive Ability of Children in the British National Child Development Study.</b> Andrew McCulloch and Heather E. Joshi
Working Paper 2000-25	<b>The Impact of Cohabitation and Divorce on Partners' Labour Force Participation: comparing Britain to Flanders.</b> Joris Ghysels

Working Paper 2000-26	<b>Employment Opportunities and Pre-marital Births in Britain.</b> John F. Ermisch
Working Paper 2000-27	<b>Personal Relationships and Marriage Expectations: Evidence from the 1998 British Household Panel Study.</b> John F. Ermisch
Working Paper 2000-28	<b>Exploring New Ground for Using the Multinational Time Use Study.</b> Kimberly Fisher, Jonathan Gershuny, Anne Gauthier and Charlemaigne Victorino
Working Paper 2000-29	<b>Examining Flexible Labour in Europe: The First Three Waves of the ECHP.</b> Kimberly Fisher, Didier Fouarge, Ruud Muffels and Vijay Verma
Working Paper 2000-30	<b>The Efficiency Hypothesis and the Role of 'news' in the Euro/British Pound Exchange Rate Market: an empirical analysis using daily data.</b> Oreste Napolitano
Working Paper 2000-31	<b>The Effect of Parents' Employment on Children's Educational Attainment.</b> John F. Ermisch and Marco Francesconi
Working Paper 2000-32	<b>Stratified or Comprehensive? The Economic Efficiency of School Design.</b> Georgio Brunello
Working Paper 2000-33	<b>Retirement and the Economic Well-Being of the Elderly: a British perspective.</b> Elena Bardasi, Stephen P. Jenkins, John A. Rigg
Working Paper 2000-34	<b>Family formation in Multi-cultural Britain: Three Patterns of Diversity.</b> Richard Berthoud
Working Paper 2000-35	<b>Collectivism versus Individualism: Performance-related Pay and Union Coverage for Non-standard Workers in Britain.</b> Alison L Booth and Marco Francesconi
Working Paper 2000-36	<b>Disability, Work and Income: A British Perspective.</b> Elena Bardasi, Stephen P Jenkins and John A Rigg
Working Paper 2000-37	<b>The Effect of Non-standard Employment on Mental Health in Britain.</b> Elena Bardasi and Marco Francesconi
Working Paper 2000-38	<b>From the Dark End of the Street to the Bright Side of the Road? Investigating the Returns to Residential Mobility in Britain.</b> Réne Böheim and Mark P Taylor
Working Paper 2000-39	<b>Child Poverty Dynamics in Seven Nations.</b> Bruce Bradbury, Stephen P Jenkins and John Micklewright
Working Paper 2000-40	<b>Does Economic Growth Exhibit a Different Impact on Job Creation and Job Destruction?</b> Martin Zagler
Working Paper 2000-41	<b>The Dynamics and Inequality of Italian Male Earnings: Permanent Changes or Transitory Fluctuations?</b> Lorenzo Cappellari

Working Paper 2000-42	<b>Panel Regression Models for Measuring Poverty Dynamics in Great Britain.</b> Gianni Betti, Antonella D'Agostino, Laura Neri
Working Paper 2001-1	<b>Cross-national Changes in Time-use: Some Sociological (Hi)stories Re-examined.</b> Oriël Sullivan and Jonathan Gershuny
Working Paper 2001-2	<b>Poverty Persistence in Britain: A Multivariate Analysis Using the BHPS 1991 – 1997.</b> Francesco Devicienti
Working Paper 2001-3	<b>Resource Allocation and Contract Resolution in the Spanish Bankruptcy System.</b> Stefan van Hemmen
Working Paper 2001-4	<b>The National Statistics Socio-economic Classification: Unifying Official and Sociological Approaches to the Conceptualisation and Measurement of Social Class.</b> David Rose and David J Pevalin
Working Paper 2001-5	<b>Option or Obligation? The Determinants of Labour Supply Preferences in Britain.</b> René Böheim and Mark P Taylor
Working Paper 2001-6	<b>Actual and Preferred Working Hours.</b> René Böheim and Mark P Taylor
Working Paper 2001-7	<b>Job Search Methods, Intensity and Success in Britain in the 1990's.</b> René Böheim and Mark P Taylor
Working Paper 2001-8	<b>The Impact of Bargaining Institutions on Employer-provided Training in Britain.</b> René Böheim and Alison L Booth
Working Paper 2001-9	<b>The Union Membership Wage-Premium Puzzle: Is There a Free Rider Problem.</b> Alison L Booth and Mark L Bryan
Working Paper 2001-10	<b>Class Size in the Early Years: Is Smaller Really Better?</b> Maria Iacovou
Working Paper 2001-11	<b>Rich Place, Poor Place: An Analysis of Geographical Variations in Household Income Within Britain.</b> Richard Berthoud
Working Paper 2001-12	<b>Family Composition and Children's Educational Outcomes.</b> Maria Iacovou
Working Paper 2001-13	<b>Earnings Mobility Among Italian Low Paid Workers.</b> Lorenzo Cappellari
Working Paper 2001-14	<b>Ethnic Minorities in the UK: burden or benefit?</b> Aslan Zorlu
Working Paper 2001-15	<b>The Dynamics of Individual Male Earnings in Great Britain: 1991-1999.</b> Xavier Ramos
Working Paper 2001-16	<b>Why Are Child Poverty Rates Higher in Britain than in Germany? A longitudinal perspective.</b> Stephen P Jenkins and Christian Schluter

Working Paper 2001-17	<b>Examining the Impact of Macro-economic Conditions on Income Inequality.</b> Stephen P Jenkins and Markus Jäntti
Working Paper 2001-18	<b>Leaving Home in the European Union.</b> Maria Iacovou
Working Paper 2001-19	<b>Fertility and Female Labour Supply.</b> Maria Iacovou
Working Paper 2001-20	<b>Social Structure and Life Chances.</b> Jonathan Gershuny
Working Paper 2001-21	<b>Developing Quality Standards for Cross-National Survey Research: Five Approaches.</b> Peter J Lynn
Working Paper 2001-22	<b>Addressing the Interpretation and the Aggregation Problems in Totally Fuzzy and Relative Poverty Measures.</b> Andrea Filippone, Bruno Cheli and Antonella D'Agostino
Working Paper 2001-23	<b>Recommended Standard Final Outcome Categories and Standard Definitions of Response Rate for Social Surveys.</b> Peter J Lynn, Roeland Beerten, Johanna Laiho and Jean Martin
Working Paper 2001-24	<b>Separating Refusal Bias and Non-Contact Bias: Evidence from UK National Surveys.</b> Peter J Lynn and Paul Clarke
Working Paper 2002-1	<b>Web-Use and Net-Nerds: A Neo-Functionalist Analysis of the Impact of Information Technology in the Home</b> Jonathan Gershuny (January 2002)
Working Paper 2002-2	<b>A New Measure of Social Position: Social Mobility and Human Capital in Britain</b> Jonathan Gershuny (January 2002)
Working Paper 2002-3	<b>Unions, Temporary Employment and Hours of Work: A Tale of Two Countries</b> Marco Francesconi and Carlos Garcia-Serrano (January 2002)
Working Paper 2002-4	<b>Royal Economic Society Survey on the Gender and Ethnic Balance of Academic Economics 2000</b> Jonathan Burton, Amanda Rowlatt and Professor Heather Joshi (January 2002)
Working Paper 2002-5	<b>PEDAKSI: methodology for collecting data about survey non-respondents</b> Peter J. Lynn (February 2002)
Working Paper 2002-6	<b>Social Mobility: how your family background affects your potential earnings and marriage partner</b> John Ermisch and Marco Francesconi (May 2002)
Working Paper 2002-7	<b>The Association Between Reported and Calculated Reservation Wages</b> René Böheim (April 2002)
Working Paper 2002-8	<b>Modelling Low Income Transitions</b> Lorenzo Cappellari and Stephen P. Jenkins (May 2002)
Working Paper 2002-9	<b>Room for Differences ? Social Policy in a Global Economy</b> Lars Osberg (June 2002)

Working Paper 2002-10	<b>Trends in Poverty: The UK in International Perspective - How Rates Mislead and Intensity Matters</b> Lars Osberg (June 2002)
Working Paper 2002-11	<b>The Three-Day Week of 1974 and Measurement Error in the FES and NCDS Data Sets</b> Nathan D. Grawe (June 2002)
Working Paper 2002-12	<b>Childhood Parental Behaviour and Young People's Outcomes</b> John F. Ermisch, Marco Francesconi, David J. Pevalin (August 2002)
Working Paper 2002-13	<b>Chewing the Fat: the Story Time Diaries Tell About Physical Activity in the United Kingdom</b> Kimberly Fisher
Working Paper 2002-14	<b>Accounting for Poverty Differences Between The United States, Great Britain and Germany</b> Martin Biewen and Stephen P. Jenkins (September 2002)
Working Paper 2002-15	<b>Human Capital, Marriage and Regression</b> Diganta Mukherjee (September 2002)
Working Paper 2002-16	<b>Wealth: its use, level, inheritance and change-in relation to human capital</b> Jonathan Gershuny (October 2002)
Working Paper 2002-17	<b>Beating the Odds (1): Inter-generational Social Mobility from a Human Capital Perspective</b> Jonathan Gershuny (September 2002)
Working Paper 2002-18	<b>Beating the odds (2): a new index of intergenerational social mobility</b> Jonathan Gershuny (September 2002)
Working Paper 2002-19	<b>Trying Again: Repartnering after Dissolution of a Union</b> John Ermisch (October 2002)
Working Paper 2002-20	<b>The Effect of Family Income During Childhood on Later-Life Attainment: Evidence from Germany</b> Stephen P. Jenkins and Christian Schluter (October 2002)
Working Paper 2002-21	<b>The Effect of Parents' Employment on Children's Educational Attainment</b> John Ermisch and Marco Francesconi (October 2002)
Working Paper 2002-22	<b>Tell Me Why I Don't Like Mondays: Investigating calendar effects on job satisfaction and well-being</b> Mark P. Taylor (October 2002)
Working Paper 2002-24	<b>A New Measure of Gender Bias</b> Diganta Mukherjee (November 2002)
Working Paper 2002-25	<b>An Evaluation of the Childhood Family Structure Measures from the Sixth Wave of the British Household Panel Survey</b> Marco Francesconi (November 2002)
Working Paper 2002-26	<b>Europe vs. The United States: Is There a Trade-Off Between Mobility and Inequality?</b> Mercedes Sastre and Luis Ayala (November 2002)



Working Paper 2002-27	<b>What Determines Income Mobility Differences Across the European Union?</b> Luis Ayala, Mercedes Sastre (November 2002)
Working Paper 2002-28	<b>Free to Choose? Differences in the hours determination of constrained and unconstrained workers</b> Mark L. Bryan (December 2002)
Working Paper 2002-30	<b>Non-Response in Dynamic Panel Data Models</b> Cheti Nicoletti (December 2002)
Working Paper 2002-31	<b>A Cross-Country Comparison of Survey Nonparticipation in the ECHP</b> Cheti Nicoletti and Franco Peracchi (December 2002)
Working Paper 2002-32	<b>The Effect of Labor Market Conditions an Family Background on Educational Attainment of Spanish Youngsters</b> Elena Casquel (January 2003)
Working Paper 2003-1	<b>The Effect of Labor Market Conditions an Family Background on Educational Attainment of Spanish Youngsters</b> Elena Casquel (January 2003)
Working Paper 2003-2	<b>The Impact of Atypical Employment of Individual Wellbeing: evidence from a panel of British workers</b> Elena Bardasi and Marco Francesconi (February 2003)
Working Paper 2003-3	<b>Time through the Lifecourse, in the Family</b> Jonathan Gershuny (February 2003)
Working Paper 2003-4	<b>Personal Communities: Not Simply Families of 'Fate' or 'Choice'.</b> Ray Pahl and Liz Spencer
Working Paper 2003-5	<b>Work-related Training and the New National Minimum Wage In Britain.</b> Wiji Arulampalam, Alison L. Booth and Mark L. Bryan (2003)
Working Paper 2003-6	<b>Premature Mortality and Poverty Measurement.</b> Ravi Kanbur and Diganta Mukherjee (2003)
Working Paper 2003-7	<b>The Wage Effect of Engagement with Computers at Home and at Work: Does Gender Make a Difference?</b> Malcolm Brynin (2003)
Working Paper 2003-8	<b>Respondent Behaviour in Panel Studies – A Case Study for Income-Nonresponse by Means of the British Household Panel Study (BHPS).</b> Jörg-Peter Schräpler (2003)
Working Paper 2003-9	<b>Are Young Europeans Less Likely To Live With A Partner As Higher Is Their Educational Attainment?</b> Pau Miret-Gamundi (2003)
Working Paper 2003-10	<b>Measures of Effective Literacy: A Theoretical Note</b> Diganta Mukherjee and Manash Ranjan Gupta (2003)
Working Paper 2003-11	<b>Estimation of Generalized Entropy and Atkinson Inequality Indices from Survey Data.</b> Martin Biewen, Stephen Jenkins (2003)

Working Paper 2003-12	<b>Teenage Time Use as Investment in Cultural Capital.</b> Karen Robson (2003)
Working Paper 2003-13	<b>The Reliability of Coding Occupational Descriptions: Measurement Issues in a CAPI Panel Survey.</b> Heather Laurie and Nick Moon (2003)
Working Paper 2003-14	<b>From PAPI to CAPI: Consequences for Data Quality on the British Household Panel Survey.</b> Heather Laurie (2003)
Working Paper 2003-15	<b>Measuring Income Mobility Over Equivalent Adults.</b> Antonio Abatemarco (2003)
Working Paper 2003-16	<b>Women's Employment Around Birth of the First Child in Britain, Germany, The Netherlands, Sweden and Japan.</b> Eiko Kenjoh (2003)
Working Paper 2003-17	<b>Poverty Dynamics Corrected for Measurement Error.</b> Richard Breen and Pasi Moisio (2003)
Working Paper 2003-18	<b>Disability and Disadvantage: Selection, Onset, and Duration Effects.</b> Stephen P. Jenkins and John A. Rigg (2003)
Working Paper 2003-19	<b>Nobody to Play With? The Implications of Leisure Coordination.</b> Stephen P. Jenkins and Lars Osberg (2003)
Working Paper 2003-20	<b>Poverty Analysis with Unit and Item Nonresponses: Alternative Estimators Compared.</b> Cheti Nicoletti (2003)
Working Paper 2003-21	<b>Peer Alienation: Predictors in Childhood and Outcomes in Adulthood.</b> Karen Robson (2003)
Working Paper 2003-22	<b>An Economic Model of Child Custody.</b> Marco Francesconi and Abhinay Muthoo (2003)
Working Paper 2003-23	<b>Training In Europe.</b> Wiji Arulampalam, Alison L Booth and Mark L Bryan (2003)
Working Paper 2003-24	<b>The Intergenerational Social Mobility of Minority Ethnic Groups.</b> Lucinda Platt (2003)
Working Paper 2003-25	<b>Looking For a Job: Is There any Homogeneity Among Those Not Seeking Work?</b> Elisabetta Marzano (2003)
Working Paper 2003-26	<b>Development Of A Sampling Method For Household Surveys In Post-War Bosnia And Herzegovina.</b> Peter Lynn (2003)
Working Paper 2003-27	<b>Trends In Income Inequality, Pro-Poor Income Growth and Income Mobility.</b> Stephen P. Jenkins and Philipe Van Kerm (2003)
Working Paper 2003-28	<b>Does A 'Teen-Birth' Have Longer-Term Impacts On The Mother: Evidence From The BCS70.</b> John E Ermisch and David J. Pevalin (2003)

Working Paper 2003-29	<b>Early Motherhood and Disadvantage: A Comparison Between Ethnic Groups.</b> Karen Robson and Richard Berthoud (2003)
Working Paper 2003-30	<b>Who has a Child as a Teenager?</b> John E. Ermisch and David J. Pevalin (2003)
Working Paper 2003-31	<b>Outcomes in Childhood and Adulthood by Mother's Age at Birth: Evidence from the 1970 British Cohort Study.</b> David J. Pevalin (2003)
Working Paper 2003-32	<b>Does a 'Teen-birth' have Longer-term Impacts on the Mother? Suggestive Evidence from the British Household Panel Study.</b> John E. Ermisch (2003)
Working Paper 2003-33	<b>Mental Health, Teenage Motherhood, and Age at First Birth among British Women in the 1990s.</b> Tim Futing FLiao (2003)
Working Paper 2003-34	<b>Econometric Solutions vs. Substantive Results: A Crucial Trade-Off In The Time-Series-Cross-Section Analysis.</b> Federico Podesta
Working Paper 2004-1	<b>Are there Asymmetries in the Effects of Training on the Conditional Male Wage Distribution?</b> Wiji Arulampalam, Alison L Booth and Mark L Bryan (2004)
Working Paper 2004-2	<b>Parent and Adult-child Interactions: Empirical Evidence from Britain</b> John Ermisch (2004) **
Working Paper 2004-3	<b>And In The Evening She's A Singer With The Band – Second Jobs, Plight Or Pleasure?</b> Rene Böheim and Mark P Taylor. (2004) **
Working Paper 2004-4	<b>Simulating The Reform Of Means-Tested Benefits With Endogenous Take-Up And Claim Costs.</b> Stephen Pudney. Ruth Hancock and Holly Sutherland (2004)
Working Paper 2004-5	<b>Accounting For Income Distribution Trends: A Density Function Decomposition Approach</b> Stephen P. Jenkins and Philippe Van Kern (2004)
Working Paper 2004-6	<b>Explaining Interviewee Contact And Co-Operation In The British And German Household Panels</b> Cheti Nicoletti and Nicholas N. Buck (2004) **
Working Paper 2004-7	<b>Approximations to b' in the Prediction of Design Effects due to Clustering.</b> Peter Lynn and Siegfried Gabler (2004)
Working Paper 2004-8	<b>Modelling Low Pay Transition Probabilities, Accounting for Panel Attrition, Non-Response, and Initial Conditions.</b> Lorenzo Cappellari and Stephen P. Jenkins (2004) **
Working Paper 2004-9	<b>Methods for Achieving Equivalence of Samples in Cross-National Surveys: The European Social Survey Experience.</b> Peter Lynn, Sabine Häder, Siegfried Gabler and Seppo Laaksonen (2004)

Working Paper 2004-10	<b>Multidimensional Analysis of Poverty Dynamics in Great Britain.</b> Guido Maggio (2004)
Working Paper 2004-11	<b>The Long-term Effectiveness of Refusal Conversion Procedures on Longitudinal Surveys.</b> Jonathan Burton, Heather Laurie and Peter Lynn (2004) **
Working Paper 2004-12	<b>The Contact and Response Process in Business Surveys: Lessons From A Multimode Survey Of Employers In The UK.</b> Peter Lynn and Emanuela Sala (2004)
Working Paper 2004-13	<b>The Consequences of 'In-Work' Benefit Reform in Britain: New Evidence from Panel Data.</b> Marco Francesconi and Wilbert Van der Klaauw (2004) **
Working Paper 2004-14	<b>Validation of Survey Data on Income and Employment: The ISMIE Experience.</b> Annette Jäckle, Emanuela Sala, Stephen P. Jenkins and Peter Lynn (2004)
Working Paper 2004-15	<b>An econometric model of participation in multiple welfare programmes: the role of information.</b> Stephen Pudney, Monica Hernandez and Ruth Hancock. ( <i>forthcoming</i> ) (2004)
Working Paper 2004-16	<b>The Effects of Dependent Interviewing on Responses to Questions on Income Sources.</b> Peter Lynn, Annette Jäckle, Stephen P. Jenkins, Emanuela Sala (2004)
Working paper 2004-17	<b>Intergenerational Mobility and Sample Selection in Short Panels.</b> Marco Francesconi and Cheti Nicoletti (2004) **
Working paper 2004-18	<b>Minimum Wages Enhancing Trainers' Incentives.</b> Kyota Eguchi (2004)
Working paper 2004-19	<b>The Effects of Income Imputation on Micro Analyses: Evidence From The ECHP.</b> Cheti Nicoletti and Franco Peracchi (2004)
Working paper 2004-20	<b>The Echo of Job Displacement.</b> Marcus Eliason and Donald Storrie (2004)
Working paper 2004-21	<b>Lost Jobs, Broken Marriages.</b> Marcus Eliason (2004)
Working paper 2004-22	<b>Tackling Multiple Choices: A Joint Determination of Transitions out of Education and into the Labour Market Across the European Union.</b> Maria A Davia (2004)
Working paper 2004-23	<b>Linking Household Survey And Administrative Record Data:What Should The Matching Variables Be?</b> Stephen P. Jenkins, Peter Lynn, Annette Jäckle and Emanuela Sala
Working paper 2004-24	<b>Dependent Interviewing and Seam Effects in Labour Market History Data</b> Authors: Annette Jäckle and Peter Lynn (2004)
Working paper 2004-25	<b>Workers, Workplaces and Working Hours.</b> Mark Bryan (2004)

Working paper 2004-26	<b>Measuring Change in Employment Characteristics: The Effects of Dependent Interviewing.</b> Peter Lynn and Emanuela Sala (2004)
Working paper 2004-27	<b>Patterns of Consent: Evidence from a General Household Survey.</b> Stephen P. Jenkins, Lorenzo Cappellari Peter Lynn, Annette Jäckle and Emanuela Sala (2004)
Working paper 2004-28	<b>The Impact of Interviewing Method on Measurement Error In Panel Survey Measures of Benefit Receipt: Evidence From A Validation Study.</b> P Lynn, A Jäckle, S P Jenkins, E Sala (2004)
Working paper 2004-29	<b>The Gender Gap in Private Pensions.</b> Elena Bardasi and Stephen P. Jenkins (2004)
Working paper 2005-1	<b>Marriage and Wages.</b> Elena Bardasi and Mark P. Taylor (2005)
Working paper 2005-2	<b>Youth Poverty in Europe: What do we Know?</b> Arnie Aassve, Letizia Mencarini, Maria Iacovou (2005)
Working paper 2005-3	<b>Job Mobility and Wage Mobility at the Beginning of the Working Career: A Comparative View Across Europe.</b> Marie A. Davia (2005)
Working paper 2005-4	<b>Differences in Delaying Motherhood Across European Countries: Empirical Evidence from the ECHP.</b> Cheti Nicoletti and Maria Letizia Tanturri (2005)
Working paper 2005-5	<b>Methods For Summarizing And Comparing Wealth Distributions.</b> Stephen P. Jenkins and Markus Jäntti (2005)
Working paper 2005-6	<b>Are Scottish Degrees Better?</b> Mark P. Taylor and Robert E. Wright (2005)
Working paper 2005-7	<b>What Do We Do In Post-Industrial Society?</b> The Nature of Work and Leisure Time in the 21st Century Jonathan Gershuny (2005)
Working paper 2005-8	<b>Time Allocation And The Comprehensive Accounting of Economic Activity.</b> Jonathan Gershuny (2005)
Working paper 2005-9	<b>Busyness as The Badge of Honour for the New Superordinate Working Class.</b> Jonathan Gershuny (2005)
Working paper 2005-10	<b>Mobility and Missing Data: What Difference Does Non-Response Make to Observed Patterns of intergenerational Class Mobility by Ethnic Group?</b> Lucinda Platt (2005)
Working paper 2005-11	<b>Does Dependent Interviewing Really Increase Efficiency and Reduce Respondent Burden?</b> Annette Jäckle, (2005)
Working paper 2005-12	<b>Design Effects for Multiple Design Samples.</b> Siegfried Gabler, Sabine Häde, and Peter Lynn (2005)

- Working paper 2005-13      **Poverty and Fertility in Less Developed Countries: A Comparative Analysis.** Arnstein Aassve, Henriette Engelhardt, Francesca Francavilla, Abbi Kedir, Jungho Kim, Fabrizia Mealli, Letizia Mencarini, Stephen Pudney and Alexia Prskawetz (2005)
- Working paper 2005-14      **Cinema Is Good For You : The Effects of Cinema Attendance on Self Reported Anxiety or Depression and “Happiness”** S C Noah Uhrig (2005)
- Working paper 2005-15      **Inequality of Opportunities vs Inequality of Outcomes: Are Western Societies All Alike?** Arnaud Lefranc, Nicolas Pistolesi and Alain Trannoy (2005)
- Working paper 2005-16      **The Impact of a Mixed-Mode Data Collection Design on Non Response Bias on a Business Survey.** Peter Lynn and Emanuela Sala (2005)
- Working paper 2005-17      **Labour Market Transitions and Wage Dynamics In Europe.** José M. Arranz, María A. Davia and Carlos Garcia-Serrano (2005)
- Working paper 2005-18      **O Brother, Where Art Thou? The Effects of Having a Sibling on Geographic Mobility and Labor Market Outcomes.** Helmut Rainer and Thomas Siedler (2005)
- Working paper 2005-19      **Intergenerational Earnings Mobility: Changes across Cohorts in Britain.** John Ermisch and Cheti Nicoletti (2005)
- Working paper 2005-20      **Education and the Timing of Births: Evidence from a Natural Experiment in Italy.** Margherita Fort (2005)
- Working paper 2005-21      **The Relationship Between Food Consumption and Socio-Economic Status: Evidence Among British Youths.** Paola De Agostini (2005)
- Working paper 2005-22      **Childhood Family Structure and Schooling Outcomes: Evidence For Germany.** Marco Francesconi, Stephen P. Jenkins and Thomas Siedler (2005)
- Working paper 2005-23      **Poverty and the Transition to Adulthood: Risky Situations and Risky Events.** Arnstein Aassve, Maria Davia, Maria Iacovou, Letizia Mencarini (2005) (forthcoming)
- Working paper 2005-24      **Poverty Among Young Europeans: What Is The Role Of Leaving Home?** Arnstein Aassve, Maria Davia, Maria Iacovou, Stefano Mazzucco (2005) (forthcoming)
- Working paper 2005-25      **Is There a Glass Ceiling Over Europe? Exploring The Gender Pay Gap Across The Wages Distribution.** Wiji Arulampalam, Alison L. Booth and Mark L. Bryan (2005)
- Working paper 2005-26      **Modelling Poverty by not Modelling Poverty: An Application of a Simultaneous Hazards Approach to the UK",** Arnstein Aassve, Simon Burgess, Matt Dickson, and Carol Propper (2005)

- Working paper 2005-27      **Work Orientation and Wives' Employment Careers: An Evaluation of Hakim's Preference Theory.** Man Yee Kam (2005)
- Working paper 2005-28      **American Time Use 1965-2003: The Construction of a Historical Comparative File, and Consideration of Its Usefulness In the Construction of Extended National Accounts for the USA.** Muriel Egerton, Kimberly Fisher and Jonathan Gershuny (2005) forthcoming
- Working paper 2005-29      **A Review of Methodological Research Pertinent to Longitudinal Survey Design and Data Collection.** Peter Lynn, Nicholas Buck, Jonathan Burton, Annette Jäckle, Heather Laurie (2005)
- Working paper 2006-1      **Dual-earner Migration in Britain: Earnings Gains, Employment, and Self-selection.** Birgitta Rabe (2006)
- Working paper 2006-2      **Social Segregation in Secondary Schools: How Does England Compare With Other Countries?** Stephen P. Jenkins, John Micklewright, Sylke V. Schnepf (2006)
- Working paper 2006-3      **Human Capital and Social Position in Britain: Creating a Measure of Wage-Earning Potential from BHPS Data.** Man Yee Kan And Jonathan Gershuny (2006)
- Working paper 2006-4      **Occupational Pensions, Wages, and Job Mobility In Germany.** Birgitta Rabe (2006)
- Working paper 2006-5      **Tied Migration and Labour Market Outcomes: Evidence From Couples In Britain.** Mark Taylor (2006)
- Working paper 2006-6      **Income and childbearing decisions: Evidence from Italy.** Concetta Rondinelli, Arnstein Aassve and Francesco Billari (2006) (forthcoming)
- Working paper 2006-7      **Marital Disruption and Economic Well-being: A Comparative Analysis.** Arnstein Aassve, Gianni Betti, Stefano Mazzucco, Letizia Mencarini (2006) (forthcoming)
- Working paper 2006-8      **The Psychological Costs of Unsustainable Housing Commitments.** Mark P. Taylor, David J. Pevalin and Jennifer Todd (2006)
- Working paper 2006-9      **Persistent Employment Disadvantage, 1974 to 2003** Richard Berthoud and Morten Blekesaune (2006)
- Working paper 2006-10      **The Impact of Immigration on the Employment of Natives in Regional Labour Markets: A Meta-Analysis** Simonetta Longhi, Peter Nijkamp and Jacques Poot (2006)
- Working paper 2006-11      **Measuring Housework Participation: The Gap between "Stylised" Questionnaire Estimates and Diary-based Estimates** Man Yee Kan (2006)
- Working paper 2006-12      **The Welfare Cost of Means-Testing: Pensioner Participation In Income Support** Monica Hernandez, Stephen Pudney and Ruth Hancock (2006)

Working paper 2006-13	<b>Fairness in the Family: Implications for Parent-Adult Child Interactions</b> John Ermisch (2006)
Working paper 2006-14	<b>Child Support and Non-Resident Fathers' Contact with Their Children</b> John Ermisch (2006)
Working paper 2006-15	<b>An Economic History of Bastardy in England and Wales</b> John Ermisch (2006)
Working paper 2006-16	<b>Calculation of Multivariate Normal Probabilities by Simulation, With Applications To Maximum Simulated likelihood Estimation</b> Lorenzo Cappellari and Stephen P Jenkins (2006)
Working paper 2006-17	<b>Overqualification: Major Or Minor Mismatch?</b> Malcolm Brynin, Beate Lichtwardt and Simonetta Longhi (2006)
Working paper 2006-18	<b>Social Participation: How Does It Vary With Illness, Caring And Ethnic Group?</b> Lucinda Platt (2006)
Working paper 2006-19	<b>Infusing Time Diary Evidence into Panel Data: An Exercise in Calibrating Time-use Estimates for the BHPS</b> Man Yee Kan and Jonathan Gershuny (2206)
Working paper 2006-20	<b>Transitions Out of and Back To Employment Among Older Men and Women in the UK</b> David Haardt (2006)
Working paper 2006-21	<b>Estimating the Impact of a Policy Reform on Welfare Participation: The 2001 Extension to the Minimum Income Guarantee for UK Pensioners</b> Stephen Pudney, Francesca Zantomio and Ruth Hancock (2006)
Working paper 2006-22	<b>An Analysis and Monetary Valuation of Formal and Informal Voluntary Work by Gender and Educational Attainment</b> Muriel Egerton and Killian Mullan (2006)
Working paper 2006-23	<b>Working Women, Men's Home Time and Lowest-Low Fertility</b> Joost de Laat and Almudena Sevilla Sanz (2006)
Working paper 2006-24	<b>The Impact of Internal Migration on Married Couples' Earnings in Britain, with a Comparison to the United States</b> Kin Blackburn (2006)
Working paper 2006-25	<b>Gender Convergence In The American Heritage Time Use, Study (AHTUS)</b> Kimberly Fisher, Muriel Egerton, Jonathan I Gershuny, and John P Robinson (2006)
Working paper 2006-26	<b>More Than The Sum Of Parts: Why Treating Time Diaries As Holistic Units Matters Intime Use Analysis</b> Kimberly Fisher (2006) forthcoming
Working paper 2006-27	<b>The Dynamics of Perception Modelling Subjective Well-Being In A Short Panel</b> Stephen Pudney (2006)
Working paper 2006-28	<b>Measuring the Economic Vulnerability of Children in Developing Countries: .Application to Guatemala</b> Fabrizio Mealli, Stephen Pudney and Furio Rosati (2006)



Working paper 2006-29	<b>Measurement Error in Models of Welfare Participation</b> Monica Hernandez and Stephen Pudney (2006)
Working paper 2006-30	<b>State Dependence and Causal Feedback of Poverty and Fertility in Ethiopia</b> Arnstein Aassve, Abbi M Kedir, Habtu Tadesse Weldegebriel (2006)
Working paper 2006-31	<b>Does Democracy Foster Trust?</b> Helmut Rainer and Thomas Siedler (2006)
Working paper 2006-32	<b>Dependent Interviewing: A Framework and Application to Current Research</b> Annette Jäckle (2006)
Working paper 2006-33	<b>Friendship Ties and Geographical Mobility ,Evidence from the BHPS</b> Michèle Belot and John Ermisch (2006)
Working paper 2006-34	<b>People's Trust: The Design Of A Survey-Based Experiment</b> John Ermisch And Diego Gambetta (2006)
Working paper 2006-35	<b>Income Mis-Measurement and the Estimation of Poverty Rates. An Analysis of Income Poverty In Albania</b> Stephen Pudney and Francesca Francavilla (2006)
Working paper 2006-36	<b>Comparisons Of Income Mobility Profiles</b> Philippe Van Kerm (2006)
Working paper 2006-37	<b>Do Wages Compensate for Anticipated Working Time Restrictions? Evidence from Seasonal Employment in Austria</b> Emilia Del Bono and Andrea Weber (2006)
Working paper 2006-38	<b>Social Norms and Household Time Allocation</b> Cristina Fernandez and Almudena Sevilla Sanz (2006)
Working paper 2006-39	<b>Constructing Consistent Work-life Histories: A guide for users of the British Household Panel Survey</b> David C Maré
Working paper 2006-40	<b>Summarizing Multiple Deprivation Indicators</b> Lorenzo Cappellari , Stephen Jenkins (2006)
Working paper 2006-41	<b>Telephone versus Face-to-Face Interviewing: Mode Effects on Data Quality and Likely Causes (Report on Phase II of the ESS-Gallup Mixed Mode Methodology Project)</b> Annette Jäckle, Caroline Roberts and Peter Lynn (2006)
Working paper 2006-42	<b>Differences In Job Dissatisfaction Across Europe</b> Cheti Nicoletti (2006)
Working paper 2006-43	<b>Winners And Losers: Assessing The Distributional Effects Of Long-Term Care Funding Regimes</b> Ruth Hancock, Ariadna Juarez-Garcia, Adelina Comas-Herrera, Juliette Malley, Derek King, Linda Pickard and Raphael Wittenberg (2006)
Working paper 2006-44	<b>The Long Term Impacts of Compulsory Schooling: Evidence from a Natural Experiment in School Leaving Dates</b> Emilia Del Bono, and Fernando Galindo-Rueda (2006)

Working paper 2006-45	<b>Economic Conditions and Public Attitudes Towards Welfare State Policies</b> Morten Blekesaune (2006)
Working paper 2006-46	<b>Socio-economic Differences in Postponement and Recuperation of Fertility in Italy: Results from a Multi-Spell Random Effect Model</b> Concetta Rondinelli, Arnstein Aassve, Francesco C Billari (2006)
Working paper 2006-47	<b>A Basic Income For Europe's Children?</b> Horacio Levy, Christine Lietz, and Holly Sutherland (2006)
Working paper 2006-48	<b>Social Comparisons and Social Order: Issues Relating to a Possible Re-study of W.G Runciman's Relative Deprivation and Social Justice</b> David Rose (2006)
Working paper 2006-51	<b>Family and Politics: Does Parental Unemployment cause Right-Wing Extremism?</b> Thomas Siedler (2006)
Working paper 2006-52	<b>Paid Holiday Entitlements, Weekly Working Hours and Earnings In The UK</b> Mark L Bryan (2006)
Working paper 2006-53	<b>The (Mis)Specification of Discrete Time Duration Models With Unobserved Heterogeneity: A Monte Carlo Study</b> Cheti Nicoletti and Concetta Rondinelli (2006)
Working paper 2006-55	<b>The Impact Of Institutions On Motherhood And Work</b> Daniela Del Boca, Silvia Pasqua Chiara Pronzato (2006)
Working paper 2006-56	<b>The Highest Fertility In Europe - For How Long? The Analysis Of Fertility Change In Albania Based On Individual Data</b> Arnstein Aassve, Arjan Gjonca, Letizia Mencarini (2006)
Working paper 2006-57	<b>Intra-household Allocation of Resources: Inferences from Non-resident Fathers' Child Support Payments</b> John Ermisch and Chiara Pronzato (2006)
Working paper 2006-58	<b>The Wage Effects of Graduate Competition</b> Malcolm Brynin and Simonetta Longhi (2006)
Working paper 2006-59	<b>Is It The Way She Moves? New Evidence On The Gender Wage Growth Gap In The Early Careers Of Men And Women In Italy</b> Emilia Del Bono and Daniela Vuri (2006)
Working paper 2007-1	<b>Respondent Incentives in a Multi-Mode Panel Survey: Cumulative Effects on Nonresponse and Bias</b> Annette Jäckle, Peter Lynn (2007)
Working paper 2007-2	<b>Schooling and Citizenship in a Young Democracy</b> Thomas Siedler (2007)
Working paper 2007-3	<b>Measurement Error in Stylised and Diary Data on Time Use</b> Man Yee Kan, Stephen Pudney (2007)
Working paper 2007-4	<b>Earnings Instability and Tenure</b> Lorenzo Cappellari, Marco Leonardi (2007)

Working paper 2007-5	<b>The Effect Of Increasing Financial Incentives In A Panel Survey:An Experiment On The British Household Panel Survey, Wave 14</b> Heather Laurie (2007)
Working paper 2007-6	<b>On-The Job Search and Job Competition: Relevance and Wage Impact in the UK</b> Simonetta Longhi (2007)
Working paper 2007-7	<b>The Introduction of Dependent Interviewing on The British Household Panel Survey</b> Annette Jäckle, Heather Laurie And SC Noah Uhrig (2007)
Working paper 2007-8	<b>Older Couples' Labour Market Reactions to Family Disruptions</b> David Haardt (2007)
Working paper 2007-9	<b>Diet composition, socio-economic status and food outlets development in Britain</b> Paola DeAgostini
Working paper 2007-10	<b>Dynamic Multi-Level Analysis Of Households' Living Standards And Poverty: Evidence From Vietnam</b> Arnstein Aassve, Bruno Arpino (2007)
Working paper 2007-11	<b>New Directions in the Analysis of Inequality and Poverty</b> Stephen P. Jenkins and John Micklewright (2007)
Working paper 2007-12	<b>Inequality and the GB2 Income</b> Stephen P. Jenkins (2007)
Working paper 2007-13	<b>Gender, Older People and Social Exclusion. A Gendered Review and Secondary Analysis of the Data</b> Emilia Del Bono, Emanuela Sala, Ruth Hancock, Caroline Gunnell and Lavinia Parisi (2007). Forthcoming
Working paper 2007-14	<b>Using The P90/P10 Index To Measure Us Inequality Trends With Current Population Survey Data: A View From Inside The Census Bureau Vaults</b> Richard V. Burkhauser, Shuaizhang Feng and Stephen P. Jenkins (2007)
Working paper 2007-15	<b>Estimating Income Poverty in the Presence of Measurement Error and Missing Data Problems</b> Cheti Nicoletti, Franco Peracchi and Francesca Foliano (2007)
Working paper 2007-16	<b>State Dependence, Duration Dependence and Unobserved Heterogeneity in the Employment Transitions of the Over-50s</b> Lorenzo Cappellari, Richard Dorsett and Getinet Haile. (2007)
Working paper 2007-17	<b>Can Anyone Be “The” One? Field Evidence On Dating Behavior</b> Michèle Belot And Marco Francesconi (2007)
Working paper 2007-18	<b>Job Competition amongst University Graduates</b> Simonetta Longhi and Malcolm Brynin (2007)
Working paper 2007-19	<b>Keeping Up With The Schmidts: An Empirical Test Of Relative Deprivation Theory In The Neighbourhood Context</b> Gundi Knies, Simon Burgess and Carol Propper (2007)
Working paper 2007-20	<b>Job Satisfaction and Family Happiness: The Part-Time Work Puzzle</b> Alison L Booth, Jan C Van Ours (2007) **

Working paper 2007-21	<b>Subjective Income and Employment Expectations and Preferences for Redistribution</b> Helmut Rainer and Thomas Siedler (2007)
Working paper 2007-22	<b>Inequality and Quiescence: A Continuing Conundrum</b> Ray Pahl, David Rose and Liz Spencer (2007)
Working paper 2007-23	<b>Have Some European Countries Been More Successful At Employing Disabled People Than Others?</b> Morten Blekesaune (2007)
Working paper 2007-24	<b>Job Competition and the Wage Curve</b> Simonetta Longi (2007)
Working paper 2007-27	<b>Estimation of causal effects of fertility on economic wellbeing</b> Arnstein Aassve and Bruno Arpino (2007) forthcoming
Working paper 2007-28	<b>Inequalities Within Couples: Market Incomes And The Role Of Taxes And Benefits In Europe</b> Francesco Figari, Herwig Immervoll, Horacio Levy, Holly Sutherland (2007)
Working paper 2007-30	<b>Return to Work after Childbirth: Does Parental Leave Matter in Europe?</b> Chiara Pronzato (2007)
Working paper 2007-31	<b>The Smoker's Wage Penalty Puzzle – Evidence from Britain</b> Lasse F. Brune (2007)
Working paper 2007-32	<b>Measuring People's Trust</b> Thomas Siedler, John Ermisch, Heather Laurie and Noah Uhrig.
Working paper 2007-33	<b>Clash of Career and Family: Fertility Decisions after Job Displacement</b> Emilia Del Bono, Andrea Weber and Rudolf Winter-Ebmer
Working paper 2007-34	<b>Does Judicial Review Influence the Quality of Local Authority Services?</b> Kerman Calvo, Lucinda Platt, Maurice Sunkin (2007)
Working paper 2008-01	<b>Understanding Cross-National Differences in Unit Non-Response: The Role of Contact Data</b> Annelies Blom, Peter Lynn, Annette Jäckle (January 2008)
Working paper 2008-02	<b>Assisted Reproductive Technologies (ART) in a Model of Fertility Choice</b> Helmut Rainer, Geethanjali Selvaretnam, David Ulph (2008)
Working paper 2008-03	<b>Does Housework Lower Wages and Why? Evidence for Britain</b> Mark L Bryan and Almudena Sevilla Sanz (2008)
Working paper 2008-04	<b>Poverty Permanence Among European Youth</b> Daria Mendola, Busetta Anna-Lisa Busetta and Arnstein Aassve (2008) (forthcoming)
Working paper 2008-05	<b>The Nature and Causes of Attrition in the British Household Panel Study</b> S.C. Noah Uhrig (February 2008)

Working paper 2008-06	<b>Effects of Flat Tax Reforms in Western Europe on Equity and Efficiency</b> Alari Paulus, Andreas Peichl (March 2008)
Working paper 2008-07	<b>Marital splits and income changes over the longer term</b> Stephen P. Jenkins (February 2008)
Working paper 2008-08	<b>Assessing the Effect of Data Collection Mode on Measurement</b> Annette Jäckle, Caroline Roberts, Peter Lynn (February 2008)
Working paper 2008-09	<b>Heaping and leaping: Survey response behaviour and the dynamics of self-reported consumption expenditure</b> Stephen Pudney (March 2008)
Working paper 2008-10	<b>Wage Mobility In Times Of Higher Earnings Disparities: Is It Easier To Climb The Ladder?</b> Iga Magda (March 2008)
Working paper 2008-11	<b>Why Educated Mothers don't Make Educated Children? A Statistical Study in the Intergenerational Transmission of Schooling</b> Chiara Pronzato (March 2008)
Working paper 2008-12	<b>Leaving Home and the Chances of Being Poor: the Case of Young People in Southern European Countries</b> Lavinia Parisi (March 2008)
Working paper 2008-13	<b>Measurement Error and Data Collection Methods: Effects on Estimates from Event History Data</b> Annette Jäckle (April 2008)
Working paper 2008-14	<b>The Causes of Seam Effects in Panel Surveys</b> Annette Jäckle (April 2008)
Working paper 2008-15	<b>Are Lone Mothers Responsive to Policy Changes? The Effects of a Norwegian Workfare Reform on Earnings, Education and Poverty</b> Chiara Pronzato, Magne Mogstad (April 2008)
Working paper 2008-16	<b>The "Bologna Process" and College Enrolment Decisions</b> Lorenzo Cappellari (April 2008)
Working paper 2008-17	<b>The Labour Market Impact of Immigration in Western Germany in the 1990's</b> Francesco D'Amuri, Gianmarco Ottaviano, Giovanni Peri (April 2008)
Working paper 2008-18	<b>Keeping up or falling behind? The impact of benefit and tax uprating on incomes and poverty</b> Holly Sutherland, Ruth Hancock, John Hills, Francesca Zantomio (May 2008)
Working paper 2008-19	<b>The Development and Implementation of a Coding Scheme to Analyse Interview Dynamics in the British Household Panel Survey</b> Emanuela Sala, S.C. Noah Uhrig, Peter Lynn (May 2008)
Working paper 2008-20	<b>Multiple Sample Selection in the Estimation of Intergenerational Occupational Mobility</b> Cheti Nicoletti (May 2008)
Working paper 2008-21	<b>Unemployment and partnership dissolution</b> Morten Blekesaune (May 2008)

Working paper 2008-22	<b>Combining marriage and children in paid work: Changes across cohorts in Italy and Great Britain</b> Christina Solera (July 2008)
Working paper 2008-23	<b>Women's Economic Gains from Employment, Marriage and Cohabitation</b> Alita Nandi (July 2008)
Working Paper 2008-24	<b>Poverty persistence among Belgian elderly: true or spurious?</b> Marjan Maes (2008)
Working Paper 2008-25	<b>Estimating Trends in US Income Inequality Using the Current Population Survey: The Importance of Controlling for Censoring</b> Richard Burkhauser, Shuaizhang Feng, Stephen Jenkins, Jeff Larrimore (2008)
Working Paper 2008-26	<b>Who are the UK's minority ethnic groups? Issues of identification and measurement in a longitudinal survey</b> Jonathan Burton, Alita Nandi, Lucinda Platt (2008)
Working Paper 2008-27	<b>Intrafamily Resource Allocations: A Dynamic Model of Birth Weight</b> Emilia Del Bono, John Ermisch, Marco Francesconi (2008)
Working Paper 2008-28	<b>Mind the gap, please! The effect of temporary help agencies on the consequences of work accidents</b> Carlos Garcia-Serrano, Virginia Hernanz, Luis Toharia (2008)
Working Paper 2008-29	<b>The influence of disability on absenteeism: An empirical analysis using Spanish data</b> Carlos Garcia-Serrano, Miguel Malo-Ocana (2008)
Working Paper 2008-30	<b>Does size matter? The influence of firm size on working conditions and job satisfaction</b> Carlos Garcia-Serrano (2008)
Working Paper 2008-31	<b>Staying together for the sake of the home? House price shocks and partnership dissolution in the UK</b> Helmut Rainer, Ian Smith (2008)
Working Paper 2008-32	<b>The Social Significance of Homogamy</b> Malcolm Brynin, Simonetta Longhi, Álvaro Martínez Pérez (2008)
Working Paper 2008-33	<b>Domestic Supply, Job-Specialisation and Sex-Differences in Pay</b> Javier Polavieja (2008)
Working Paper 2008-34	<b>The dynamics of social assistance receipt: measurement and modelling issues, with an application to Britain</b> Lorenzo Cappellari, Stephen Jenkins (2008)
Working Paper 2008-35	<b>The route to take-up: raising incentives or lowering barriers?</b> Francesca Zantomio (2008)
Working Paper 2008-36	<b>Social networks in determining migration and labour market outcomes: Evidence from the German Reunification</b> Helmut Rainer, Thomas Siedler (2008)

Working Paper 2008-37	<b>Do Strong Family Ties Inhibit Trust?</b> John Ermisch, Diego Gambetta (2008)
Working Paper 2008-38	<b>Population Ageing: Crisis or Opportunity?</b> John Ermisch (2008)
Working Paper 2008-39	<b>If you're happy and you know it, clap your hands! Survey design and the analysis of satisfaction</b> Gabriella Conti, Stephen Pudney (2008)
Working Paper 2008-40	<b>Disability benefits and paying for care</b> Richard Berthoud, Ruth Hancock (2008)
Working Paper 2008-41	<b>Measuring Nonresponse Cross-Nationally</b> Annelies Blom (2008)
Working Paper 2008-42	<b>The Use of Respondent Incentives on Longitudinal Surveys</b> Heather Laurie, Peter Lynn (2008)
Working Paper 2009-01	<b>Healthy school meals and Educational Outcomes</b> Michèle Belot, Jonathan James (January 2009)
Working Paper 2009-02	<b>The Benefits and Problems of Linking Micro and Macro Models - Evidence from a Flat Tax Analysis</b> Andreas Peichl (January 2009)
Working Paper 2009-03	<b>Popularity</b> Gabriella Conti, Andrea Galeotti, Gerrit Mueller, Stephen Pudney (February 2009)
Working Paper 2009-04	<b>Measuring Inequality Using Censored Data: A Multiple Imputation Approach</b> Stephen Jenkins, Richard Burkhauser, Shuaizhang Feng, Jeff Larrimore (February 2009)
Working Paper 2009-05	<b>Judicial Review Litigation as an Incentive to Change in Local Authority Public Services in England &amp; Wales</b> Lucinda Platt, Maurice Sunkin, Kerman Calvo (2009)
Working Paper 2009-06	<b>Measuring the Impact of Disability Benefits: a feasibility study</b> Richard Berthoud (2009)
Working Paper 2009-07	<b>"It is time computers do clever things!" The impact of dependent interviewing on interviewer burden</b> Emanuela Sala, S.C. Noah Uhrig, Peter Lynn (2009)
Working Paper 2009-08	<b>Explaining Cross-Country Differences in Contact Rates</b> Annelies Blom (2009)
Working Paper 2009-09	<b>When Change Matters: The Effect of Dependent Interviewing on Survey Interaction in the British Household Panel Study</b> S.C. Noah Uhrig, Emanuela Sala (2009)
Working Paper 2009-10	<b>Occupational Change in Britain and Germany</b> Simonetta Longhi, Malcolm Brynin (2009)
Working Paper 2009-11	<b>The determinants of promotions and firm separations</b> Priscila Ferreira (2009)

Working Paper 2009-12	<b>Returns to job mobility: the role of observed and unobserved factors</b> Priscila Ferreira (2009)
Working Paper 2009-13	<b>The sources of interindustry wage differentials</b> Priscila Ferreira (2009)
Working Paper 2009-14	<b>A Comparison of Earnings Measures from Longitudinal and Cross-sectional Surveys: Evidence from the UK</b> Marco Francesconi, Holly Sutherland, Francesca Zantomio (2009)
Working Paper 2009-15	<b>The Effects of Mobility on Neighbourhood Social Ties</b> Gundi Knies (2009)
Working Paper 2009-16	<b>Birth Weight and the Dynamics of Early Cognitive and Behavioural Development</b> Emilia Del Bono, John Ermisch (2009)
Working Paper 2009-17	<b>Is there a wage curve for the highly educated?</b> Sanna-Mari Hynninen (2009)
Working Paper 2009-18	<b>Variations in Earnings Growth: Evidence from Earnings Transitions in the NZ Linked Income Survey</b> Ron Crawford (2009)
Working Paper 2009-19	<b>Participation in disability benefit programmes. A partial identification analysis of the British Attendance Allowance system</b> Stephen Pudney (2009)
Working Paper 2009-20	<b>Job Competition and Entry Wages of Highly Educated Workers: Are there Differences between Great Britain and Finland?</b> Sanna-Mari Hynninen, Simonetta Longhi (2009)
Working Paper 2009-21	<b>Nonresponse Bias Adjustments: What Can Process Data Contribute?</b> Annelies Blom (2009)
Working Paper 2009-22	<b>Explaining personality pay gaps in the UK</b> Cheti Nicoletti, Alita Nandi (2009)
Working Paper 2009-23	<b>Patterns of non-employment, and of disadvantage, in a recession</b> Richard Berthoud(2009)
Working Paper 2009-24	<b>Measuring the size and impact of public cash support for children in cross-national perspective</b> Alari Paulus, Holly Sutherland, Francesco Figari(2009)
Working Paper 2009-25	<b>The effect of lone motherhood on the smoking behaviour of young adults</b> Marco Francesconi, Stephen Jenkins, Thomas Siedler(2009)
Working Paper 2009-26	<b>Generalized measures of wage differentials</b> Philippe Van Kerm (2009)
Working Paper 2009-27	<b>Recent Trends in Top Income Shares in the USA: Reconciling Estimates from March CPS and IRS Tax Return Data</b> Richard Burkhauser, Shuaizhang Feng, Stephen Jenkins, Jeff Larrimore (2009)



Working Paper 2009-28	<b>Residential mobility, neighbourhood quality and life-course events</b> Birgitta Rabe, Mark Taylor (2009)
Working Paper 2009-29	<b>The dynamics of social assistance benefit receipt in Britain</b> Stephen Jenkins, Lorenzo Cappellari (2009)
Working Paper 2009-32	<b>'Google it!' Forecasting the US unemployment rate with a Google job search index</b> Francesco D'Amuri and Juri Marcucci (Nov 2009)
Working Paper 2009-33	<b>Accounting for housing in poverty analysis</b> Holly Sutherland, Killian Mullan and Francesca Zantomio (Nov 2009)
Occasional Paper 95-1	<b>Household Formation and Housing Tenure Decisions of Young People.</b> John Ermisch, Pamela Di Salvo and Heather Joshi (1995)
Occasional Paper 95-2	<b>Do The Poor Stay Poor? New Evidence About Income Dynamics From The British Household Panel Survey.</b> Sarah Jarvis and Stephen P Jenkins (1996)
Occasional Paper 96-1	<b>Choosing a Longitudinal Survey Design: The Issues.</b> Nick Buck, John Ermisch and Stephen P Jenkins (1996)

An up-to-date list of the Research Papers of the ESRC Research Centre on Micro-social Change in Britain can be obtained on request. Copies can be ordered from the address below. The Centre also publishes a newsletter, **BHPS News**, which contains news of research being carried out by the Centre as well as up-dates on data collection and release. To be placed on the mailing list for regular receipt of the newsletter and research paper announcements, please contact:

The Publications Office  
Institute for Social and Economic Research  
University of Essex  
Colchester  
Essex  
CO4 3SQ  
United Kingdom

Tel: +44 (0)1206 873087  
Fax: +44 (0)1206 873151  
E-mail: [iser-publications@essex.ac.uk](mailto:iser-publications@essex.ac.uk)  
World Wide Web: <http://www.iser.essex.ac.uk/pubs/>

## **5.2. A List of Publications Based on BHPS Data**

Aassve, Arnstein, Francesco C Billari and Fausta Ongaro, (2001) 'The impact of income and employment status on leaving home: evidence from the Italian ECHP sample', **MPIDR Working Paper Series**, 2000-012. Rostock, Ger.

Aassve Arnstein, Francesco C Billari, Raffaella Piccarreta (2007) 'Strings of adulthood: a sequence analysis of young British women's work-family trajectories', **European Journal Of Population**, 23 (3-4):369-388.

- Aassve A, S Burgess, C Propper, M Dickson (2004 Apr.) 'Employment, family union, and childbearing decisions in Great Britain', **CASEpapers**, CASE/84. London: STICERD.
- Aassve Arnstein, Simon Burgess, Matt Dickson, Carol Propper (2005 Nov.) 'Modelling poverty by not modelling poverty: an application of a simultaneous hazards approach to the UK', **ISER Working Papers**, 2005-26. Colchester: Institute for Social and Economic Research: University of Essex.
- Abbott, Pamela, Marion McDonald and Roger Sapsford (1999) "Women and health checks: making sense of differential uptake" **Critical Public Health**, 9, no.3, 233-250. Taylor & Francis.
- Adams Nick, Valerie Christian, Nick Herbert, George Johnson (ed.) (2007) 'Households Below Average Income:1994/5- 2005/06', 18th Rev. ed. London: Department for Work and Pensions.
- Adams Nick, George Johnson, Peter Matejic, Charlotte Murray, Nicolas Toufexis, Julia Whatley, (ed.) (2008) 'Households Below Average Income:an analysis of the income distribution 1994/5-2006/07', 19th London: Department for Work and Pensions.
- Adams Nick, George Johnson, Peter Matejic, Rupesh Vekaria, Julia Whatley (eds.) (2009) 'Households Below Average Income: an analysis of the income distribution 1994/5- 2007/08', 20th London: Department for Work and Pensions.
- Adelman, Laura, S Middleton, K Ashworth, (2003 July) 'Britain's poorest children: severe and persistent poverty and social exclusion', London: Save the Children.
- Adihetty, Sue, C Gray, S Lunn, A Ramyeed, C Read (ed.) (2004) 'Households Below Average Income:1994/5- 2002/03', London: Department for Work and Pensions.
- Ajayi-Obe Olufunmilola, Simon C Parker (2005) 'The changing nature of work among the self-employed in the 1990's: evidence from Britain', **Journal Of Labor Research**, 26 (3):501-517.
- Alcock Ian (2007) 'Progress towards the development of a scale for agency -abstract-', BHPS-2007 Conference: the 2007 British Household Panel Survey Research Conference, 5 July -7 July 2007, Colchester, UK,
- Alcock Pete (2004) 'The influence of dynamic perspectives on poverty analysis and anti-poverty policy in the UK', **Journal Of Social Policy**, 33 (3):395-416.
- Allanson Paul, Ulf-G Gerdtham, Dennis Petrie (2008) 'Longitudinal analysis of income-related health inequality', Dundee Discussion Papers In Economics, 214. Dundee: University of Dundee. Department of Economic Studies.
- Allin Sara (2005) 'Equity and inequality in health care use among older people in the United Kingdom' **BHPS-2005 Conference: the 2005 British Household Panel Survey Research Conference**, 30 June -2 July 2005, Colchester, UK.
- Andersen Signe Hald (2009) 'Unemployment and subjective well-being: a question of class?', **Work and Occupations**, 36 (1):3-25.
- Anderson B, A McWilliam, E Clucas, J Gershuny (1999) "Family Life in the Digital Home: Domestic Telecommunications at the end of the 20<sup>th</sup> Century" **BT Technology Journal**, 14, no 1,85-97. Kluwer Academic
- Andres A R (2004) 'Determinants of self-reported mental health using the British Household Panel Survey', **Journal Of Mental Health Policy And Economics**, 7 (3):99-106.
- Andres, Martyn J. (1998) 'The estimation of union wage differentials and the impact of methodological choices', **Labour Economics**, 5, no.4, 449-474.

- Andrew, Mark and Geoffrey Meen (1999) "Housing market choice and unemployment: empirical evidence for London and the South East", **University Of Reading Department Of Economics Discussion Papers**, 139. Reading: University of Reading.
- Andrews Martyn, Ken Clark William Whittaker (2007) 'The employment and earnings of migrants in the UK', BHPS-2007 Conference: the 2007 British Household Panel Survey Research Conference, 5 July -7 July 2007, Colchester, UK,
- Andrews Martyn J, Kenneth Clark, William Whittaker (2007) 'The employment and earnings of migrants in Great Britain', **IZA Discussion Papers**, 3068. Bonn: Forschungsinstitut zur Zukunft der Arbeit Institute for the Study of Labor.
- Andrews Martyn J; Ken Clark, William Whittaker (2008) 'The determinants of regional migration in Great Britain: a duration approach', **IZA Discussion Papers**, 3783. Bonn: Forschungsinstitut zur Zukunft der Arbeit Institute for the Study of Labor.
- Andrews M J, M B Stewart, J K Swaffield and R Upward (1999) "The estimation of union wage differentials and the impact of methodological choices" **Labour Economics**, 5(4), 449-474.
- Andrew M (2004 ) 'A permanent change in the route to owner occupation?', **Scottish Journal Of Political Economy**, 51:1(Feb.), 24-48.
- Antolin P, T-T Dang and H Oxley (1999) "Poverty dynamics in four OECD countries", **OECD Economics Department Working Papers**, No.212.
- Anand Paul, Graham Hunter, Ron Smith (2005) 'Capabilities and well-being: evidence based on the Sen-Nussbaum approach to welfare', **Social Indicators Research**, 74 (1):9-55.
- Andrietti Vincenzo (2004 Jul.) 'Pension choices and job mobility in the UK', **Universidad Carlos III De Madrid: Departamento De Economia Working Papers (Economics Series 13)**, 04-37. Madrid: Universidad Carlos III de Madrid: Departamento de Economia.
- Antolin P. (2008) 'Coverage of funded pension plans', OCED Working Papers On Insurance and Private Pensions, 19. Paris: OECD.
- Apouey B. (2007) 'Measuring health polarization with self-assessed health data', **Health Economics**, 16 (9):875-894.
- Arber, Sara, K Perren, K Davidson, (2002) 'Involvement in social organizations in later life: variations by gender and class', in Lars Anderson (ed.) **Cultural Gerontology**, Westport, Conn: Auburn House
- Arksey, Hilary, Michael Hirst, (2001) 'Taking care of the carers', *General Practitioner*, 27th April :36-37.
- Arksey, Hilary, Michael Hirst, (2001) 'Why GPs are best placed to support the work of carers', *General Practitioner*, 20th April :34-35.
- Arksey Hilary, Michael Hirst (2005) 'Unpaid carers' access to and use of primary care services' **Primary Health Care Research And Development**, 6: 101-116.
- Arnaud Chevalier and Ian Walker (2001) `Further results on the returns to education in the UK' in **Education and Earnings**, in Europe, Colm Harmon, Ian walker and Niels Westergaard-Nielsen (Eds) Edward Elgar
- Arulampalam W (2001) "Is unemployment really scarring? Effects of unemployment experiences on wages", **The Economic Journal**, 111 (November), F585-606. [Leverhulme funded]

- Arulampalam Wiji (2002 Nov.) 'State dependence in unemployment incidence: evidence for British men revisited', *Iza Discussion Papers*, 630. Bonn: Forschungsinstitut zur Zukunft der Arbeit Institute for the Study of Labor.
- Arulampalam W and A L Booth (1998) 'Training and Labour Market Flexibility: Is there a trade off?' *British Journal of Industrial Relations*, 36 (4), p.521-536. This paper was presented at the British Association for the Advancement of Science Meetings (Economics section), Leeds, 10-11 Sept. 1997. [Leverhulme funded]
- Arulampalam Wiji, A L Booth, M L Bryan, (2002) 'Work-related training and the new National Minimum Wage in Britain', *IZA Discussion Papers*, 595. Bonn: Forschungsinstitut zur Zukunft der Arbeit Institute for the Study of Labor.
- Arulampalam Wiji, Alison L Booth, Mark L Bryan, (2003 Mar.) 'Work-related training and the new national minimum wage in Britain -ISER Working Paper-', *ISER Working Papers*, 2003-5. Colchester: Institute for Social and Economic Research: University of Essex.
- Arulampalam Wiji, Alison L Booth, Mark L Bryan (2004) 'Training and the new minimum wage', *Economic Journal*, 114 (494):C87-C94.
- Arulampalam Wiji, A L Booth, M P Taylor (2000) "Unemployment persistence" *Oxford Economic Papers*, Vol.52, 24-50. Oxford University Press.
- Arulampalam Wiji, A L Booth, M P Taylor, (2003 July) 'Unemployment scarring: a European perspective using micro data', *BHPS-2003 Conference: the 2003 British Household Panel Survey Research Conference, 3-5 July 2001, Colchester, UK*,
- Ascari Guido, Juan A Garcia (2004) 'Relative wage concern: the missing piece in the contract multiplier?' *Research In Economics*, 58: 343-369.
- Ashworth, K and R Walker (1994) "Measuring Claimant Populations: Time, fractals and Social Security" in N Buck et al. (Eds) *Changing Households: BHPS 1990-1992*. Colchester: University of Essex/ESRC.
- Ascari G, J A Garcia (2004) 'Relative wage concern: the missing piece in the contract multiplier?', *Research In Economics*, 58: 343-369.
- Ashworth, K, R Walker and P Trinder (1997) "The Dynamics of Income Support and Unemployment Benefit" *Loughborough: Centre for Research in Social Policy Working Paper*, CRSP242S.
- Ashworth, K, R Walker and P Trinder (1997) "BHPS: An evaluation for the purposes of studying benefit receipt" *Loughborough: Centre for Research in Social Policy Working Paper*, CRSP248S.
- Ashworth Karl and R Walker (1998) 'Analysing social security provisions: the case for longitudinal data' *Department of Social Security Social Research Branch In-house Reports*, 38. London: Department of Social Security. Analytical Services Division.
- Ashworth K, R Walker and P Trinder (1998) "Benefit dynamics in Britain: routes on and off income support" *Centre for Research in Social Policy, Working Papers*, CRSP253S: Loughborough University Centre for Research
- Ashworth, K and Walker, R (1997) Analysing Social Security Provisions: The case for longitudinal data. *Loughborough: Centre for Research in Social Policy, Working Paper*, 287s
- Ashworth K. (1997) Practical Applications of Longitudinal Analysis in Social Security Research: Income Support dynamics. London: HMSO. *Department of Social Security Research Yearbook 1996/7*. (Forthcoming).

- Atkinson Adele, Andrea Finney, Stephen McKay (2007) 'Health, disability, caring and employment: longitudinal analysis', **Department For Work And Pensions Research Reports**, 461. Leeds: Corporate Document Services.
- Attanasio Orazio, James Banks, Matthew Wakefield ([nd]) 'Effectiveness of tax incentives to boost (retirement) saving: theoretical motivation and empirical evidence' **IFS Working Paper Series, Wp04/33**. London: Institute for Fiscal Studies.
- Attwood Gaynor, Paul Croll (2006) 'Truancy in secondary school pupils: prevalence, trajectories and pupil perspectives', **Research Papers In Education**, 21 (4):467-484.
- Baldock John, Jan Hadlow (2004) 'Managing the family: productivity, scheduling and the male veto', **Social Policy & Administration**, 38 (6):706-720.
- Baldwin Sally, Michael Hirst (2002) 'Children as carers', In *The well-being of children in the UK*, by Jonathan Bradshaw (ed.), Ch.10 :153-166. London: Save the Children.
- Ballas D (2004) 'Simulating trends in poverty and income inequality on the basis of 1991 and 2001 census data: a tale of two cities' **AREA**, 36.2: 146-163.
- Ballas Dimitris, Graham Clarke, John Dewhurst (2006) 'Modelling the socio-economic impacts of major job loss or gain at the local level: a spatial microsimulation framework', **Spatial Economic Analysis**, 1 (1):127-146.
- Ballas D, G P Clarke and D Dorling (2001) 'SimYork: a spatial microsimulation approach to modelling space-time population dynamic processes', **EWGLA Conference, Volos, Greece November 28-December 2, 2001**, paper abstracts 2
- Ballas Dimitris, G P Clarke, D Dorling (2006) 'Using a spatial microsimulation model for the estimation of the geographical impact of British national government policies' In *Spatial evolution and modelling*, by Peter Nijkamp and Aura Reggiani (eds), Cheltenham: Edward Elgar: 367-402.
- Ballas Dimitris, Graham Clarke, Danny Dorling, David Rossiter (2007) 'Using SimBritain to model the geographical impact of national government policies', **Geographical Analysis**, 39 (1):44-77.
- Ballas Dimitris, Danny Dorling (2007) 'Measuring the impact of major life events upon happiness', **International Journal Of Epidemiology**, 36 (6):1244-1252.
- Ballas Dimitris, Danny Dorling, Mary Shaw (2007) 'Societal inequality, health and well-being', *Well-being: individual, community and social perspectives* by John Haworth and Graham Hart (eds.), Basingstoke: Palgrave Macmillan. Ch. 9, 163-186.
- Ballas Dimitris, R Kingston, John Stillwell (2004) 'Using a spatial microsimulation decision support system for policy scenario analysis' In *Recent advances in design and decision support systems in architecture and urban planning*, by J. van Leeuwen and H. Timmermans (eds), Dordrecht: Kluwer Academic: 177-192.
- Ballas Dimitris, Richard Kingston, John Stillwell, Jianhui Jin (2007) 'Building a spatial microsimulation-based planning support system for local policy making', **Environment And Planning: A**, 39 (10):2482-2499.
- Ballas Dimitris, M Tranmer (2008) 'Happy places or happy people? A multi-level modelling approach to the analysis of happiness and well-being', Bristol: IOP Publishing Ltd..
- Balloch S, T Andrew, J Ginn, J McLean, J Pahl, and J Williams (1995) **Working in the Social Services**. London: National Institute for Social Work Research Unit
- Baltagi Badi H. (2004) 'Introduction', **Empirical Economics**, 29 (1):1-4.

- Bandyopadhyay Sanghamitra, Frank A Cowell (2007) 'Modelling vulnerability in the UK', **Sticerd Distributional Analysis Research Programme Discussion Paper Series** -DARP-, 89. London: STICERD.
- Bandyopadhyay Sanghamitra, Frank A Cowell, (2007) 'Modelling vulnerability in the UK', **University Of Oxford: Department Of Economics Discussion Paper Series**, 313. Oxford: University of Oxford.
- Banks James (2000) 'Wealth portfolios in the UK and the US' **BHPS–2001 Conference: the 2001 British Household Panel Survey Research Conference**, 5-7 July 2001, Colchester, UK
- Banks J, R Blundell, R Disney and C Emmerson (2002) "Retirement, pension and the adequacy of saving" **IFS Briefing Note No 29**
- Banks J, R Blundell and J P Smith "The distribution of wealth in the UK and US" **IFS Working paper 00/20**
- Banks James, Arie Kapteyn, James P Smith, Arthur Van Soest (2005 Aug.) 'Work disability is a pain in the \*\*\*\*, especially in England, the Netherlands, and the United States', **NBER Working Paper Series**, 11558. Cambridge, Mass.: National Bureau of Economic Research.
- Banks James, Z Smith, M Wakefield, (2002 Nov.) 'The distribution of financial wealth in the UK evidence from 2000 BHPS data', **IFS Working Paper Series**, WP02/21. London: Institute for Fiscal Studies.
- Banks James, Zoe Smith (2003) 'Financial wealth in later life: evidence from BHPS data', **Royal Economic Society Annual Conference 2003**, 14. Royal Economic Society.
- Banks Randy and H Laurie (1999) 'From PAPI to CAPI while staying happy: the case of the British Household Panel Study' Paper presented at the ASC '99, University of Edinburgh Sept 22-24, 1999
- Bardasi E and M Francesconi (2000) 'The effect of non-standard employment on mental health in Britain' **IZA Discussion Papers**, 232. Bonn: Forschungsinstitut zur Zukunft der Arbeit Institute for the Study of Labour.
- Bardasi E, M Francesconi (2004) 'The impact of atypical employment on individual wellbeing: evidence from a panel of British workers ', **Social Science And Medicine**, 58: 1671-1688.
- Bardasi Elena, Mark P Taylor (2005 Jan.) 'Marriage and wages', **ISER Working Papers**, 2005-1. Institute for Social and Economic Research: University of Essex.
- Bardasi Elena, Mark Taylor (2007) 'Marriage and wages: a test of the specialization hypothesis', **Economica**, [OnlineEarly Article].
- Barrett Alan, Yvonne McCarthy (2008) 'Immigrants and welfare programmes: exploring the interactions between immigrant characteristics, immigrant welfare dependence, and welfare policy', **Oxford Review of Economic Policy**, 24 (3):542-559.
- Barrientos A. (2003) 'The labour market and economic risk: 'friend' or 'foe'?', **Applied Economics**, 35: no.10(July): 1209-1217
- Barron David N, Elizabeth West (2005) 'Leaving nursing: an event-history analysis of nurses' careers', **Journal Of Health Services Research And Policy**, 10 (3):150-157.
- Barron David N Elizabeth West (2007) 'The emotional costs of caring incurred by men and women in the British labour market', **Social Science And Medicine**, 65 (10):2160-2171.

- Bartley M, A Sacker, P Clarke (2004) 'Employment status, employment conditions, and limiting illness: prospective evidence from the British Household Panel Survey 1991-2001', **Journal Of Epidemiology And Community Health**, 58:6 (June), 501-506.
- Bassanini Andrea, Alison L Booth, Maria De Paola, Edwin Leuven (2005) 'Training in imperfect labour markets: evidence from Europe', **BHPS-2005 Conference: the 2005 British Household Panel Survey Research Conference**, 30 June -2 July 2005, Colchester, UK, Colchester:
- Bassanini, Andrea, Danielle Venn, (2007) 'Assessing the impact of labour market policies on productivity: a difference-in differences approach', OECD Social, Employment And Migration Working Papers, 54. Paris: OECD.
- Bassanini Andrea, Jorn Henrik Rasmussen, Stefano Scarpetta (1999) 'The economic effects of employment-conditional income support schemes for the low-paid: an illustration from a CGE model applied to four OECD countries', **OECD Economics Department Working Papers**, 224. Paris: OECD.
- Batchelor Paul (2004) 'Changes in self-reported attendance of British adults for dental check-ups between 1991 and 2000', **Primary Dental Care**, 11 (4):125-130.
- Barwell Richard, Orla May, Silvia Pezzini (2006) 'The distribution of assets, income and liabilities across UK households: results from the 2005 NMG Research survey', **Bank Of England Quarterly Bulletin**, 46 (1):35-44.
- Batten Dennis, Miles Corak, Wen-Hao Chen (2002) 'The dynamics of low income in four countries', **Statistics Canada Symposium Series**, 2002. Ottawa: Statistics Canada.
- Battu, Harminder; Ada Ma, Euan Phimister, (2008) 'Housing tenure, job mobility and unemployment in the UK', **Economic Journal**, 118 (527):311-328.
- Becchetti Leonardo, Luisa Corrado, Fiammetta Rossetti (2008) 'Easterlin-types and frustrated achievers: the heterogeneous effects of income changes on life satisfaction', **Ceis Tor Vergata Research Papers Series**, 127. Rome: University of Rome 'Tor Vergata': Centre for Economic and International Studies.
- Bechtel Timothy G (2007) 'The pursuit of happiness', **Survey Research Methods**, 1 (2):109-120.
- Bell David, Robert F Elliott, Ada Ma, Anthony Scott, Elizabeth Roberts (2007) 'The pattern and evolution of geographical wage differentials in the public and private sectors in Great Britain', **Manchester School**, 75 (4) **Special Issue On Public Sector Pay Structures And Regional Competitiveness**: 386-421.
- Bell D N F, A Gaj, R A Hart, O Hubler, W Schwerdt, (2001) 'Unpaid work in the workplace: a comparison of Germany and the UK', London: Anglo-German Foundation.
- Bell David, Axel Heitmueller, 'The Disability Discrimination Act in the UK: helping or hindering employment among the disabled?', **Journal Of Health Economics** (2008), doi: 10.1016/j.jhealeco.2008.10.006
- Bell David N F, Gregor Jack, Robert E Wright (2004) 'Micro-level data sources for Scottish policy studies', **Scottish Journal Of Political Economy**, 51 (1):143-147.
- Belot Michele (2008) 'Gender differences in close friendship networks over the life cycle', In Changing relationships, by Malcolm Brynin and John Ermisch (eds.), New York: Routledge. Ch.3: 44-58.
- Belot Michele, John Ermisch, 'Friendship ties and geographical mobility: evidence from Great Britain', **Journal Of The Royal Statistical Society Series A (Statistics In Society)** (2008), doi: 10.1111/j.1467-985X.2008.00566.x

- Benito A (1997) "Public sector wage differentials in Great Britain" **Warwick Economic Research Paper** 485
- Benito A (2000) "Inter-industry wage differentials in Great Britain" **Oxford Bulletin of Economic and Statistics**, vol. 62, (Special Issue) pp. 727-746.
- Benito Andrew (2006) 'Does job insecurity affect household consumption?', **Oxford Economic Papers**, 58 (1):157-181.
- Benito Andrew (2006) 'How does the down-payment constraint affect the UK housing market?', **Bank Of England Working Paper Series**, 294. London: Bank of England.
- Benito Andrew (2007) 'Housing equity as a buffer: evidence from UK households', **Bank Of England Working Paper Series**, 324. London: Bank of England.
- Benito Andrew, Haroon Mumtaz (2006) 'Consumption excess sensitivity, liquidity constraints and the collateral role of housing', **Bank Of England Working Paper Series**, 306. London: Bank of England.
- Benito A and A J Oswald (2000) "Commuting in Great Britain in the 1990s" **Warwick Economic Research Paper** No. 560
- Benito Andrew, Jamie Thompson, Matt Waldron, Rob Wood (2006) 'House prices and consumer spending', **Bank Of England Quarterly Bulletin**, 46 (2):142-154.
- Benito Andrew, Matt Waldron, Garry Young, Fabrizio Zampolli (2007) 'The role of household debt and balance sheets in the monetary transmission mechanism', **Bank Of England Quarterly Bulletin**, 47 (1):70-78.
- Benito Andrew, Robert Wood (2005 Summer) 'How important is housing market activity for durables spending?' **Bank Of England Quarterly Bulletin**, Bank of England. 153-159.
- Bentolila Samuel, Andrea Ichino (2007) 'Unemployment and consumption near and far away from the Mediterranean', **Journal Of Population Economics**, [Online First].
- Benz Matthias (2005) 'Not for the profit, but for satisfaction? - Evidence on worker well-being in non-profit firms', **KYKLOS: International Review For Social Sciences**, 58 (2):155-176.
- Benz M, B S Frey (2004 June) 'Being independent raises happiness at work', **London: Centre For Economic Performance**. 11: no.2, 479-501
- Benz Matthias, Bruno S Frey, (2007) 'Being independent is a great thing: subjective evaluations of self-employment and hierarchy', **Economica**, [OnlineEarly Article].
- Benzeval Michaela (2000) 'Income and health: the time dimension' **Conference: the 2001 British Household Panel Survey Research Conference**, 5-7 July 2001, Colchester, UK
- Bergman Manfred Max, Kenneth Prandy (2005) 'Leisurely moments or lifetimes: the longitudinal context in the study of leisure, consumption and stratification' **BHPS-2005 Conference: the 2005 British Household Panel Survey Research Conference**, 30 June -2 July 2005, Colchester, UK
- Bernardi F, A Schizzerotto, R Layte and S Jacobs (forthcoming) "Who exits unemployment? Institutional features, individual characteristics and the chances of getting a job. A comparison of Britain and Italy" **EPUSE Project Working Paper**: Oxford.
- Berridge Damon M, Roger Penn, Mojtaba Ganjali (2009) 'Changing attitudes to gender roles: a longitudinal analysis of ordinal response data from the British Household Panel Study', **International Sociology**, 24 (3):346-367.



- Berrington A (2004) 'Perpetual postponers? women's, men's and couple's fertility intentions and subsequent fertility behaviour', **Population Trends**, 117(Autumn), 9-19.
- Berrington Ann, Yongjian Hu, Peter W F Smith, Patrick Sturgis (2008) 'A graphical chain model for reciprocal relationships between women's gender role attitudes and labour force participation', **Journal Of The Royal Statistical Society Series A (Statistics In Society)**, 171 (1):89-108.
- Berthoud, Richard (2003) 'Multiple disadvantage in employment: a quantitative analysis', York: Joseph Rowntree Foundation.
- Berthoud Richard (2006) 'The employment rates of disabled people', **Department For Work And Pensions Research Reports**, 298. Leeds: Corporate Document Services.
- Berthoud Richard (2008) 'Are the poor always with us? Inequality persists in the face of prosperity', **Britain In 2009**: 46. Swindon: ESRC.
- Berthoud, Richard and Jonathan Gershuny (ed) (2000(Nov.)) 'Seven years in the lives of British families: evidence on the dynamics of social change from the British Household Panel Survey' Bristol: Policy Press.
- Berthoud R, M Bryan, E Bardasi, (2004) 'The dynamics of deprivation: the relationship between income and material deprivation over time: Families and Children Strategic Analysis Programme', **Department For Work And Pensions Research Reports**, 219. London: Corporate Document Services.
- Betti G and B Cheli (1998) "Panel and pseudo panel techniques for living condition analysis following a fuzzy approach" **Statistica Applicata** 10, No.4, 557-570. Associazione per la Statistica Applicata.
- Betti G and B Cheli (1998) 'Proper multiple imputation: an application on BHPS' **Statistica Applicata**, 10, no 4, 585-594. Associazione per la Statistica Applicata.
- Bevan M, S Cameron, M G Coombes, T Merridew and S Raybould (2001) "Social housing in rural areas" **Chartered Institute of Housing**, Coventry [ISBN 1-903208-10-6]
- Bevan Mark, Karen Croucher (2006) 'Delivering services for older people in rural areas', *The ageing countryside: the growing older population of rural England*, by Philip Lowe and Lydia Speakman (eds), London: Age Concern England. Ch. 8: 147-163.
- Bielenberg, Andy (ed.) (2000) *The Irish Diaspora* **Harlow: Longman**.
- Biesta G, Flora Macleod, I Goodson P Hodkinson, J Field, M Tedder, Paul Lambe, N Adair, I Malcolm, H Lynch, Geoff Ford, R Hawthorn (2008 Jul.) 'Learning lives: learning, identity and agency in the life course', **Teaching and Learning Research Briefing**, 51. London: Institute of Education. University of London.
- Biewen Martin, Stephen P Jenkins (2005) 'A framework for the decomposition of poverty differences with an application to poverty differences between countries', **Empirical Economics**, 30 (2):331-358.
- Binder Martin, Tom Broekel, (2008 (Mar.)) 'Conversion efficiency as a complementing measure of welfare in capability space', **MPRA Papers**, 7583. Munich: Munich University Library (Munich Personal RePEc Archive).
- Binder Martin, Alex Coad (2009 Apr.) 'An examination of the dynamics of happiness using vector autoregressions', **Papers on Economics and Evolution**, 0904. Jena, Germany: Max Planck Institute of Economics: Evolutionary Economics Group.

- Bines W (1994) ***The Health of Single Homeless People***. Centre for Housing Policy, University of York
- Bird E J (1998) 'Does the Welfare State induce risk-taking?' ***Comparative Research on Household Panel Studies Research Papers***, 25. Luxembourg: CEPS/INSTEAD.
- Birkland G E, L A Goodman and D Rose (1996) 'Latent structure of job characteristics of men and women' ***American Journal of Sociology***, 102 (Jul), 80-113
- Blackaby D, S Drinkwater, D Leslie and P Murphy (1999) "Ethnic differences in labour market transitions: an exploration using the British Household Panel Survey" ***Applied Economics Letters*** Vol 6, 463-466. Routledge – Taylor and Francis Ltd
- Blackburn M L 'The impact of internal migration on married couples' earnings in Britain', ***Economica***, (2009), doi: 10.1111/j.1468-0335.2008.00772.x
- Blanchflower David G, Chris Shadforth, (2007) 'Entrepreneurship in the UK', Boston: Now Publishers Inc..
- Blanden Jo, Paul Gregg, Stephen Machin (2005) 'Intergenerational mobility in Europe and North America. A report supported by the Sutton Trust', London: Centre for Economic Performance.
- Blanden Jo, Stephen Machin (2007) 'Recent changes in intergenerational mobility in Britain', London: Sutton Trust.
- Blanden Jo, Patrick Sturgis, Franz Buscha, Peter Unwin (2009) 'The effect of lifelong learning on intra-generational social mobility: evidence from longitudinal data in the United Kingdom', ***DIUS Research Reports***, 09 04. Runcorn: Great Britain. Department for Innovation, Universities and Skills.
- Blekesaune Morten (2008) 'Unemployment and partnership dissolution', ISER Working Papers, 2008-21. Colchester: University of Essex.
- Blekesaune Morten (2008) 'Unemployment and partnership dissolution', In Changing relationships, by Malcolm Brynin and John Ermisch (eds.), New York: Routledge. Ch.12: 202-216.
- Blekesaune Morten (2008) 'Partnership transitions and mental distress: investigating temporal order', ***Journal Of Marriage And The Family***, 70 (4):879-890.
- Blekesaune Morten, Mark L Bryan and Mark P Taylor, (2008) 'Life-course events and later-life employment', ***Department For Work And Pensions Research Reports***, 502. London: Department for Work and Pensions.
- Blossfeld Hans Peter, Erik Klijzing, Karen Kurz, Melinda Mills (ed.) (2005) 'Globalization, uncertainty and youth in society: the losers in a globalizing world', ***Advances In Sociology***, 15. London: Routledge.
- Blossfeld Hans Peter, Melinda Mills and Fabrizio Bernardi, (ed.) (2008) 'Globalization, uncertainty and men's careers: an international comparison', Cheltenham: Edward Elgar.
- Blossfeld, Hans Peter, A Timm, (ed.) (2003 Nov.) 'Who marries whom? educational systems as marriage markets in modern societies', Dordrecht: Kluwer Academic.
- Blow Laura, Andrew Leicester, Frank Windmeijer (2005 May) 'Parental income and children's smoking behaviour: evidence from the British Household Panel Survey' ***IFS Working Paper Series, WP05/10***. London: Institute for Fiscal Studies.

- Blundell Richard, Mike Brewer, Marco Francesconi (2004 Dec.) 'Job changes, hours changes and labour market flexibility: panel data evidence for Britain', ***IFS Working Paper Series***, WP05/12. London: Institute for Fiscal Studies.
- Blundell Richard, Mike Brewer and Marco Francesconi, (2008) 'Job changes and hours changes: understanding the path of labor supply adjustment', ***Journal Of Labor Economics***, 26 (3):421-453.
- Blundell Richard; Amanda Gosling, Hidehiko Ichimura; Costas Meghir (2007) 'Changes in the distribution of male and female wages accounting for employment composition using bounds', ***Econometrica***, 75 (2):323-363.
- Boeri Tito, Daniela Del Boca, Christopher Pissarides (ed.) (2005) 'Women at work: an economic perspective', Oxford: Oxford University Press.
- Boggess, Scott, Mary Corcoran and Stephen P Jenkins (1999) "Cycles of disadvantage?" ***Wellington: Institute of Policy Studies***
- Boheim Rene, Stephen P Jenkins (2007) 'A comparison of current and annual measures of income in the British Household Panel Survey', ***Journal Of Official Statistics***, 22 (4): 712-733.
- Böheim Rene and M P Taylor (2000) "My home was my castle: evictions and repossessions in Britain" ***Journal of Housing Economics***, Vol. 9(4), 287-319.
- Boheim, Rene and M P Taylor (2003) 'Option or obligation? the determinants of labour supply preferences in Britain', ***Manchester School***, 71, no.2, 113-131.
- Boheim, Rene, M P Taylor, (2003 June) 'The dynamics of second job holding in the UK', *BHPS-2003 Conference: the 2003 British Household Panel Survey Research Conference, 3-5 July 2001, Colchester, UK*,
- Boheim, Rene, M P Taylor, (2004) 'Actual and preferred working hours', ***British Journal Of Industrial Relations***, 42: no.1, 149-166.
- Boheim Rene, Mark P Taylor (2007) 'From the dark end of the street to the bright side of the road? The wage returns to migration in Britain', ***Labour Economics***, 14 (1):99-117.
- Böheim Rene and M P Taylor (forthcoming) "Tied down or room to move? Investigating relationships between housing tenure, employment status and residential mobility in Britain", ***Scottish Journal of Political Economy***.
- Böheim Rene and J F Ermisch (2001) "Partnership dissolution in the UK: the role of economic circumstances" ***Oxford Bulletin of Economics and Statistics***, Vol. 63(2), 197-208.
- Bolster Anne, Simon Burgess, Ron Johnston, Kelvyn Jones, Carol Propper, Rebecca Sarker (2007) 'Neighbourhoods, households and income dynamics: a semi-parametric investigation of neighbourhood effects', ***Journal Of Economic Geography***, 7 (1):1-38.
- Bond S and J Sales (2001) 'Household work in the UK: an analysis if the British Household Panel Survey 1994' ***Work Employment and Society***, 15, no 2, 233-250. Cambridge University Press
- Bonney Norman, Alison McCleery and Emma Forster, (1999) 'Migration, marriage and the life course: commitment and residential mobility'. In *Migration and gender in the developed world* by Paul Boyle and Keith Halfacree (eds.), Abingdon: Routledge. Ch. 8, 136-150.
- Booth Alison L, Mark L Bryan (2005) 'Testing some predictions of human capital theory: new training evidence from Britain', ***Review Of Economics And Statistics***, 87 (2):391-394.

- Booth Alison L; Mark L Bryan (2007) 'Who pays for general training in private sector Britain?', Aspects of worker well-being, by Soloman W. Polachek and Olivier Bargain (eds) **Research In Labor Economics**, 26. Amsterdam: Elsevier JAI. 85-124.
- Booth Alison L, Mark L Bryan (2007) 'Training, minimum wages and the distribution of earnings', Inequality and poverty re-examined, by Stephen P. Jenkins and John Mickelwright (eds.), Oxford: Oxford University Press. Ch. 12: 250-267.
- Booth Alison, M Francesconi (2000) 'Collectivism versus individualism: performance related pay and union coverage for non-standard workers in Britain' **Institute for Labour Research University of Essex Discussion Paper**, Series 00/61. Colchester: University of Essex: Institute for Labour Research.
- Booth Alison, M Francesconi (2000) 'Job mobility in 1990s Britain: does gender matter?' article, **Research in Labour Economics**, 19, 173-189. Elsevier Science Ltd.
- Booth A L, M Francesconi (2003) 'Union coverage and non-standard work in Britain', **Oxford Economic Papers**, 55: no.3,(July), 383-416.
- Booth Alison, M Francesconi and J Frank (1998) "Glass ceilings or sticky floors?" **Institute for Labour Research, Discussion Paper**, Series 98/23: University of Essex
- Booth, Alison, M Francesconi, J Frank, (2002 Dec.) 'Labour as a buffer: do temporary workers suffer?', **IZA Discussion Papers**, 673. Bonn: Forschungsinstitut zur Zukunft der Arbeit Institute for the Study of Labor.
- Booth, Alison, M Francesconi, J Frank, (2003) 'A sticky floors model of promotion, pay, and gender ', **European Economic Review**, 47: 295-322. University of Essex.
- Booth, Alison, M Francesconi, C Garcia-Serrano (1999) "Job tenure and job mobility in Britain" **Industrial And Labour Relations Review**, vol.53, no.1: Cornell University Press
- Booth, Alison, M Francesconi, G Zoega (1999) "Training, rent-sharing and unions" **Institute For Labour Research Discussion Paper Series, 99/36**: Colchester: University of Essex: Institute for Labour Research.
- Booth, Alison, M Francesconi, G Zoega, (2003 Oct.) 'Unions, work-related training, and wages: evidence for British men', **Industrial And Labour Relations Review**, 57:1.
- Booth, Alison, J Frank (1995) "Coverage by Incremental Scales", **CEPR Discussion Paper** (Number 1097)
- Booth, Alison, J Frank (1996) "Seniority, Earnings and Unions", **Economica**, V.63;673-86
- Booth Alison L and Jeff Frank, (2005) 'Gender and work-life flexibility in the labour market'. In *Work-life balance in the 21st century*, by Diane M. Houston (ed.), Basingstoke: Palgrave Macmillan. Ch. 2: 11-28.
- Booth Alison L, Hiau Joo Kee 'Birth order matters: the effect of family size and birth order on educational attainment', **Journal Of Population Economics** (2008), doi: 10.1007/s00148-007-0181-4
- Booth Alison L, Hiau Joo Kee (2009) 'Intergenerational transmission of fertility patterns', **Oxford Bulletin Of Economics And Statistics**, 71 (2):183-208.
- Booth, Alison, S P Jenkins, C G Serrano, (1999) 'New men and new women? a comparison of paid work propensities from a panel data perspective', **Oxford Bulletin Of Economics And Statistics**, 61:2.

- Booth Alison L, Jan C van Ours (2007) 'Job satisfaction and family happiness: the part-time work puzzle', **Cepr Discussion Paper Series**, 6471. London: Centre for Economic Policy Research.
- Booth Alison L and Jan C van Ours, (2008) '**Job** satisfaction and family happiness: the part-time work puzzle', **Economic Journal**, 118 (526):F77-F99.
- Booth, Alison, G Zoega (1999) "Do quits cause under-training?" **Oxford Economic Papers**, 51, 374-386: Oxford University Press
- Boreham Richard, James Lloyd (2007) 'Asset accumulation across the life course: a report of research carried out by the National Centre for Social Research on behalf of the International Longevity Centre - UK', London: International Longevity Centre UK.
- Borooah, Vani K and F P Forsythe (1997) 'Gender and the earnings gap: unequal treatment or unequal workers? an analysis of the Northern Ireland Labour Force Surveys, 1993 and 1994', Belfast: Equal Opportunities Commission.
- Bottazzi, Renata (2002 Dec.) 'Labour market participation and mortgage-related borrowing constraints –preliminary version-', **BHPS-2003 Conference: the 2003 British Household Panel Survey Research Conference**, 3-5 July 2001, Colchester, UK
- Bourque Linda B, Vernon Gayle, Robert E Wright (2005) 'Decline of religion', Changing Scotland: evidence from the British Household Panel Survey by John F. Ermisch and Robert E. Wright (eds.), Ch. 17. Bristol: Policy Press. 261-276.
- Bowlus Audra J, Louise Grogan 'Gender wage differentials, job search, and part-time employment in the UK', **Oxford Economic Papers** (2008), doi: 10.1093/oep/gpn038
- Boyce Christopher J, Gordan D A Brown (2008) 'Income rank and upward comparisons', **Warwick Economics Research Papers**, 883. Warwick: University of Warwick: Department of Economics.
- Boyce Christopher J, Andrew J Oswald (2008 Dec.) 'Do people become healthier after being promoted?', **Iza Discussion Papers**, 3894. Bonn: Forschungsinstitut zur Zukunft der Arbeit Institute for the Study of Labor.
- Boyle, Paul, A Cullis, R Flowerdew, V Gayle, (2003 July) 'A longitudinal analysis of the impact of family migration on women's labour market status in Britain, 1991-2000', **BHPS-2003 Conference: the 2003 British Household Panel Survey Research Conference**, 3-5 July 2001, Colchester, UK
- Boyle Paul, Zhiqiang Feng, Vernon Gayle (2009) 'A new look at family migration and women's employment status', **Journal Of Marriage And The Family**, 71 (2):417-431.
- Boyle P, P Norman, P Rees (2002) 'Does migration exaggerate the relationship between deprivation and limiting long-term illness? Scottish analysis', **Social Science And Medicine**, 55, no.1, 21-31.
- Boyle P, P Norman, P Rees (2004) 'Changing places: do changes in the relative deprivation of areas influence limiting long-term illness and mortality among non-migrant people living in non-deprived households?', **Social Science And Medicine**, 58:12(June), 2459-2471.
- Braakmann Nils (2008) 'The smoking wage penalty in the United Kingdom: regression and matching evidence from the British Household Panel Survey', **University Of Luneburg Working Paper Series In Economics**, 96. Luneburg: University of Luneburg. Institute of Economics.
- Bradbury B, S Jenkins, J Micklewright (2000 Dec.) 'Child poverty dynamics in seven nations', **Social Policy Research Centre Discussion Papers**, 108.

- Bradley Steve, Robert Crouchley, Gholamereza Oskrochi (2003) 'Social exclusion and labour market transitions: a multi-state multi-spell analysis using the BHPS', **Labour Economics**, 10 (6):659-679.
- Brand Christian (2005) 'How is individual welfare distributed in Britain?' **BHPS-2005 Conference: the 2005 British Household Panel Survey Research Conference**, 30 June -2 July 2005, Colchester, UK
- Bratti Massimiliano, Stefano Staffolani (2005 Jan.) 'Effort-based career opportunities and working time', **IZA Discussion Papers**, 1474. Bonn: Forschungsinstitut zur Zukunft der Arbeit Institute for the Study of Labor.
- Bratti Massimiliano, Stefano Staffolani (2007) 'Effort-based career opportunities and working time', **International Journal Of Manpower**, 28 (6):489-512.
- Braun M, J Scott and D F Alwin (1994) "Economic necessity or self-actualisation? Attitudes towards women's labour-force participation in the East and West" **ESRC Research Centre on Micro-social Change, Occasional Paper 9**: University of Essex
- Brelivet, Sheila, Geraldine Barker, Ruth Hancock, Gillian Parker, Gillian, Nicky Spiers and Carol Jagger, (2000) 'Population forecasting for long-term care needs in old age: a programme of secondary analysis', Leicester: University of Leicester: Nuffield Community Care Studies Unit.
- Brewer Mike, James Browne, Carl Emmerson, Alissa Goodman, Alastair Muriel, Gemma Tetlow (2007) 'Pensioner poverty over the next decade: what role for tax and benefit reform?', London: Institute for Fiscal Studies.
- Brewer Mike, Cormac O'Dea, Gillian Paull, Luke Sibieta (2009) 'The living standards of families with children reporting low incomes', **Department For Work And Pensions Research Reports**, 577. Norwich: HMSO.
- Brewer Mike, Gillian Paull (2005 Dec.) 'The consistency and reliability of the activity history data in the Families and Children Study', **Department For Work And Pensions Working Paper Series**, 25. London: Corporate Document Services.
- Brewer Mike, Gillian Paull (2006) 'Newborns and new schools: critical times in women's employment', **Department For Work And Pensions Research Reports**, 308. Leeds: Corporate Document Services.
- Bridges Sarah, Richard Disney (2004) 'Use of credit and arrears on debt among low-income families in the United Kingdom', **Fiscal Studies**, 25 (1):1-25.
- Bridges Sarah, Richard Disney Andrew Henley (2006? Forthcoming) 'Housing wealth and the accumulation of financial debt: evidence from UK households', **MIT Press**.
- Brimblecombe, N, D Dorling and M Shaw (1999) "Mortality and migration in Britain - first results from the British household panel survey". **Social Science and Medicine**. 49(7): 981-988.
- Brimblecombe, N, D Dorling and M Shaw (2000) "Migration and geographical inequalities in health in Britain: an exploration of the lifetime socio-economic characteristics of migrants", **Social Science and Medicine**, 50(6): 861-878.
- Broeckel Miriam (2005) 'The economic consequences of partnership dissolution in Germany and Great Britain' **BHPS-2005 Conference: the 2005 British Household Panel Survey Research Conference**, 30 June -2 July 2005, Colchester, UK,

- Brown Andrew, Andy Charlwood, Chris Forde, David Spencer (2007) 'Job quality and the economics of New Labour: a critical appraisal using subjective survey data', **Cambridge Journal Of Economics**, 31 (6):941-971.
- Brown Sarah, Gaia Garino, Karl Taylor, Stephen Wheatley Price (2005) 'Debt and financial expectations: an individual- and household-level analysis', **Economic Inquiry**, 43 (1):100-120.
- Brown Sarah, Jennifer Roberts, Karl Taylor (2008) 'Reservation wages, labour market participation and health', **Sheffield Economic Research Paper Series**, 2008002. Sheffield: University of Sheffield. Department of Economics.
- Brown Sarah, Karl Taylor (2002) 'Wage growth, human capital and risk preference: evidence from the British Household Panel Survey', **University Of Leicester: Department Of Economics Discussion Papers**, 02/14. Leicester: University of Leicester: Department of Economics.
- Brown Sarah, Karl Taylor (2008) 'Expectations, reservation wages and employment: evidence from British panel data', **Sheffield Economic Research Paper Series**, 2008008. Sheffield: University of Sheffield. Department of Economics.
- Brown Sarah, Karl Taylor (2005) 'Wage growth, human capital and financial investment', **Manchester School** (1998), 73 (6):686-708.
- Brown Sarah and Karl Taylor, (2008) 'Household debt and financial assets: evidence from Germany, Great Britain and the USA', **Journal Of The Royal Statistical Society Series A** (STATISTICS IN SOCIETY), 171 (3):615-643.
- Brown Sarah, Karl Taylor (2009 Jan.) 'Reservation wages, expected wages and the duration of unemployment: evidence from British panel data', **IZA Discussion Papers**, 3981. Bonn: Forschungsinstitut zur Zukunft der Arbeit Institute for the Study of Labor.
- Brown Sarah, Karl Taylor (2009 Jan.) 'Reservation wages, expected wages and the duration of unemployment: evidence from British panel data', **Sheffield Economic Research Paper Series**, 2009001. Sheffield: University of Sheffield. Department of Economics.
- Brown Sarah, Karl Taylor, Stephen Wheatley Price (2005) 'Debt and distress: evaluating the psychological cost of credit', **Journal Of Economic Psychology**, 26 (5):642-663.
- Brune Lasse F (2007) 'The smoker's wage penalty puzzle: evidence from Britain', **ISER Working Papers**, 2007-31. Colchester: University of Essex.
- Brunello Giorgio, Francesca Gambarotto (2007) 'Do spatial agglomeration and local labor market competition affect employer-provided training? Evidence from the UK', **Regional Science And Urban Economics**, 37 (1):1-21.
- Brunello Giorgio, Pierre-Carl Michaud, Anna Sanz-de-Galdeano (2008) 'The rise in obesity across the Atlantic: an economic perspective', **DELSA Seminar Series A.**, Paris: Organisation for Economic Co-operation and Development.
- Brunet Carole, Andrew E Clark, Jean-Yves Lesueur (2006) 'Statut résidentiel et durée de chômage: une comparaison microéconométrique entre la Grande-Bretagne et la France', **Gate Working Papers**, 06-13. Écully: Groupe d'Analyse et de Théorie Economique GATE.
- Brunet Carole, Andrew E Clark, Jean-Yves Lesueur (2007) 'Statut résidentiel et durée de chômage en France et au Royaume-Uni', **Revue Française D'économie**, 22 (2):165-190.
- Bryan Mark L (2005) 'Essays in labour market behaviour', PhD Thesis, Colchester: Institute for Social and Economic Research: University of Essex.

- Bryan Mark L (2007) 'Free to choose? Differences in the hours determination of constrained and unconstrained workers', ***Oxford Economic Papers***, 59 (2):226-252.
- Bryan Mark L, Elena Bardasi (2005) 'The dynamics of deprivation' ***BHPS-2005 Conference: the 2005 British Household Panel Survey Research Conference***, 30 June -2 July 2005, Colchester, UK,
- Bryan Mark L, Almudena Sevilla Sanz (2007) 'Does housework lower wages and why? Evidence for Britain', BHPS-2007 Conference: the 2007 British Household Panel Survey Research Conference, 5 July -7 July 2007, Colchester, UK,
- Bryan Mark L and Almudena Sevilla Sanz, (2008) 'Does housework lower wages and why? Evidence for Britain', ***ISER Working Papers***, 2008-03. Colchester: University of Essex.
- Bryan Mark L, Mark P Taylor (2006) 'Identifying and explaining patterns of NMW receipt in Britain 1999-2004: report prepared for the Low Pay Commission', London: Low Pay Commission.
- Brynin M (1992) "Relating people by computer" book chapter in Westlake, A (ed) ***Survey and statistical computing: proceedings of an international conference organised by the Study Group on Computers in Survey Analysis, Bristol, UK***, September 1992: 99-108
- Brynin M, (1999) "Smoking behaviour: predisposition or adaptation?", ***Journal Of Adolescence***, 22, 636-646
- Brynin Malcolm, John Ermisch (eds.) (2008) 'Changing relationships', Routledge Advances in Sociology, New York: Routledge.
- Brynin M, M Francesconi (2004) 'The material returns to partnership: the effects of educational matching on labour market outcomes and gender equality', ***European Sociological Review***, 20:4 (Sept.), 363-377.
- Brynin Malcolm, Simonetta Longhi, Alvaro Martinez Perez (2008) 'The social significance of homogamy', ***ISER Working Papers***, 2008-32. Colchester: University of Essex.
- Brynin Malcolm, Simonetta Longhi, Alvaro Martinez Perez (2008) 'How close are couples?', In Changing relationships, by Malcolm Brynin and John Ermisch (eds.), New York: Routledge. Ch.6: 91-110.
- Brynin Malcolm, Simonetta Longhi, Alvaro Martinez Perez (2008) 'The social significance of homogamy', In Changing relationships, by Malcolm Brynin and John Ermisch (eds.), New York: Routledge. Ch.5: 73-90.
- Brynin M, K Newton, (2003) 'The National press and voting turnout: British General Elections of 1992 and 1997', ***Political Communication***, 20: 59-77.
- Brynin M, D Sanders (1997) "Party identification, political preferences and material conditions: evidence from the British Household Panel Survey, 1991-2" ***Party Politics***: 3,(1): 53-77.
- Brynin M, J Schupp, (1999) "Education, employment, and gender inequality amongst couples: a comparative analysis of British and German Household Panel data" ***EPAG Working Papers***, 2: Colchester: University of Essex.
- Brynin, M and J Scott (1996) "Young People, Health and the Family", ***Health Education Authority, Family Health Research Report***
- Brynin, M and R Smith (1994) "Mapping the Household" ***Journal of Social and Economic Measurement*** 20: p1-17



- Brynin M and A S Zuckerman (2001) 'Is there a Middle England?' Institute for Social and Economic Research: University of Essex.
- Buchel F and J Frick (2000) 'Immigrants in the UK and in West Germany: relative income positions, income portfolio, and redistribution effects' **BHPS 2001 Conference: the 2001 British Household Panel Survey Research Conference**, 5-7 July 2001, Colchester, UK.
- Brzinsky-Fay Christian (2007) 'The long and winding road: extent, patterns and outcomes of contingent employment in the UK -abstract-', BHPS-2007 Conference: the 2007 British Household Panel Survey Research Conference, 5 July -7 July 2007, Colchester, UK,
- Buchel F and J Frick (2001) 'Immigrants in the UK and in West Germany: relative income positions, income portfolio, and redistribution effects' working paper, **EPAG Working Papers**, 20. Colchester: University of Essex.
- Buchel F, J R Frick (2004) 'Immigrants in the UK and in West Germany: relative income position, income portfolio, and redistribution effects', **Journal Of Population Economics**, 17:3, (Aug.), 553-581.
- Buchel F, J Frick (2005) 'Immigrants' economic performance across Europe: does immigration policy matter?', **Population Research And Policy Review**, 24: 175-212.
- Buck N and J Ermisch (1995) 'Cohabitation in Britain' **Changing Britain**, 3, 3-5. ESRC
- Buck N and J Gershuny (1996) 'Changing families in changing circumstances' Market Research Society.
- Buck Nick, Ian Gordon, Peter Hall, Michael Harloe, Mark Kleinman (2002) 'Working capital: life and labour in contemporary London', London: Routledge.
- Buck Nick, Ian Gordon, Alan Harding, Ivan Turok (eds.) (2005) 'Changing cities: rethinking urban competitiveness, cohesion and governance', Basingstoke: Palgrave Macmillan.
- Buggin A (1998) 'Analisi empirica dell'offerta di lavoro domestica e di mercato della donna in Gran Bretagna' Verona: University of Verona
- Burchardt T (1997), "What price Security? Assessing private insurance for long term care, income replacement during incapacity, and unemployment for mortgarors" **STICERD Working Paper**, 129
- Burchardt T (2000) "Social exclusion: concepts and evidence" in D. Gordon and P. Townsend (eds): Breadline Europe, Policy Press
- Burchardt T (2000) "Enduring Economic Exclusion: disabled people, income and work". York Publishing Services
- Burchardt, T (2000) "The dynamics of being disabled" **Journal of Social Policy** 29(4): 645-668
- Burchardt T (2000) 'Moving in, staying in, falling out: employment transitions of disabled people' **BHPS 2001 Conference: the 2001 British Household Panel Survey Research Conference**, 5-7 July 2001, Colchester, UK.
- Burchardt Tania (2005) 'Are one man's rags another man's riches? Identifying adaptive expectations using panel data', **Social Indicators Research**, 74 (1):57-102.
- Burchardt T, J Hills (1997), "Private welfare insurance and social security: Pushing the Boundaries." Joseph Rowntree\YPS

- Burchardt T, J Hills (1997 Feb) "Mortgage protection: replacing state provision?" **Housing Finance** No. 33: 24-31
- Burchardt T, J Hills, C Propper (1999) 'Private Welfare and Public Policy' York: York Publishing Services
- Burchardt T, T LeGrand, D Piachaud, (1999) 'Social exclusion in Britain 1991-1995', **Social Policy And Administration**, 33, no.3, 227-244.
- Burchardt T, C Propper (1999) "Does the UK have a private welfare class?" **Journal of Social Policy** 28(4): 643-665
- Burchell B, D Day, M Hudson, D Ladipo, R Mankelow, JP Nolan, H Reed, IC Wichert and F Wilkinson (1999) "**Job Insecurity and Work Intensification: Flexibility and the Changing Boundaries of Work**" York Publishing Services Ltd (book)
- Burgess, Simon, Karen Gardiner, Stephen P Jenkins, and Carol Propper (2000) "Measuring income risk" **CASEpapers**, 40: London: STICERD
- Burgess S, K Gardiner and C Propper (2001) 'Why rising tides don't lift all boats? an explanation of the relationship between poverty and unemployment in Britain' **CASEpapers**, CASE/46. London: STICERD.
- Burkhauser, Richard , V, D R Lillard, M Valenti Paola (2001) "Long-Term Labor Force Exit and Economic Well-Being: A Cross-National Comparison." **Proceedings of the 2000 Fourth International Conference of German Socio-Economic Panel Study Users** (GSOEP 2000) Vierteljahrshefte zur Wirtschaftsforschung Heft 1 (70): pp 146-152. Duncker and Humblot, Berlin.
- Burkhauser, Richard V, B A Butrica, M C Daly, D R Lillard (2000) "The Cross-National Equivalent File: A product of cross-national research." manuscript. **Department of Policy Analysis and Management**. Cornell University.
- Burkhauser, Richard, V, Dean R Lillard and M Valenti Paola (2001) "How exits from the labor force or death impact household income: a four country comparison of public and private income support." **BHPS 2001 Conference: the 2001 British Household Panel Survey Research Conference**, 5-7 July 2001, Colchester, UK.
- Burkhauser, Richard, V, Dean R Lillard and M Valenti Paola (2001) "How exits from the labor force or death impact household income: a four country comparison of public and private income support." working paper. **Michigan Retirement Center** (MRRC). University of Michigan.
- Burkhauser, Richard V, T M Smeeding, (2001) 'The role of micro-level panel data in policy research', **Schmollers Jahrbuch**, 121, Heft 4, 469-500.
- Burkhauser, Richard V., P Giles, D R Lillard, J Schwarze, (2003) 'Changes in the economic well-being of widows following the death of their husband: a four country comparison', **IZA Reprint Series A**, 186/2003. Bonn: Forschungsinstitut zur Zukunft der Arbeit Institute for the Study of Labor.
- Burniaux Jean-Marc, Flavio Padrini and Nicola Brandt, (2006) 'Labour market performance, income inequality and poverty in OECD countries', **OECD Economics Department Working Papers**, 500. Paris: OECD.
- Burt, Keith B., J Scott, (2002 Apr.) 'Parent and adolescent gender role attitudes in 1990s Great Britain', **Sex Roles**, 46: nos.7/8, 239-245.

- Burton Jonathan, Heather Laurie, Nick Moon (1999) "Don't ask me nothin' about nothin', I just might tell you the truth'. The interaction between unit non-response and item non-response', International Conference on Survey Nonresponse, Portland, Oregon, October 28-31, 1999, Portland, Or.:
- Butcher T (1996) `Unemployment and vacancy stocks and flows: creating a data set for a panel of 'jobcentre travel-to-work' areas and a panel of regions in Great Britain' Colchester: Institute for Social and Economic Research
- Byers S RT Hon MP (2005) 'Centrepont 35th Anniversary Lecture speech, 8th February 2005 London, The Leathersellers Hall'
- Campanelli, P.C. , Sturgis, Patrick., Purdon, Susan (1997) "Can you hear me knocking: An investigation into the impact of Interviewers on Survey Response Rates". London:Survey Methods Centre at SCPR
- Campanelli P and C O'Muircheartaigh (1999) "Interviewers, Interviewer Continuity, and Panel Survey Nonresponse" **Quality & Quantity** 33, no 1, 59-76
- Campanelli Pamela C, Katarina Thomson, Nick Moon, Tessa Staples (1997) 'The quality of occupational coding in the United Kingdom' IN **Survey measurement and process quality**, edited by Lyberg, Lars et al, Ch. 19. New York: John Wiley. 437-456.
- Campbell, David (2001) 'Estimating the wage effects of job mobility in Britain', **Department of Economics Discussion Papers: University of Kent**, 01/17. Canterbury: University of Kent.
- Campbell David, Alan Carruth, Andrew Dickerson, Francis Green (2007) 'Job insecurity and wages', **Economic Journal**, 117 (518):544-566.
- Campbell, David and Francis Green (2002) 'The long term pay-off from working longer hours', **Department of Economics Discussion Papers: University of Kent**, 02/05. Canterbury: University of Kent.
- Campbell John Y; Joao F Cocco (2007) 'How do house prices affect consumption? Evidence from micro data', **Journal Of Monetary Economics**, 54 (3):591-621.
- Campbell N (1999) "The Decline of Employment Among Older People in Britain" **CASEpapers**, CASE/19. London: Centre for Analysis of Social Exclusion: an ESRC Research Centre.
- Cappellari, Lorenzo, S P Jenkins, (2003 Oct.) 'Transitions between unemployment and low pay', **Quaderni Dell'istituto Di Economia Dell'impresa E Del Lavoro Universit' Cattolica Del Sacro Cuore -Milano-**, 36.
- Cappellari Lorenzo, Stephen P Jenkins (2007) 'Summarizing multiple deprivation indicators', Inequality and poverty re-examined, by Stephen P. Jenkins and John Mickelwright (eds.), Oxford: Oxford University Press. Ch. 8: 166-184.
- Cappellari Lorenzo, Stephen P Jenkins (2008) 'Transitions between unemployment and low pay' In Work, earnings and other aspects of the unemployment relation, by S.W.Polachek and K. Tatsiramos (eds), Amsterdam: Elsevier: 57-79.
- Cappellari Lorenzo, Stephen P Jenkins, (2008) 'Estimating low pay transition probabilities accounting for endogenous selection mechanisms', **Journal Of The Royal Statistical Society Series C (APPLIED STATISTICS)**, 57 (2):165-186.
- Carey Sean (2002) 'Undivided loyalties: is national identity an obstacle to European integration?', **European Union Politics**, 3 (4):387-413.

- Carmichael, F. (2000) 'Intergenerational mobility and occupational status in Britain', *Applied Economics Letters*, 7, no.6, 391-396.
- Carmichael Fiona, Claire Hulme, Sally Sheppard, Gemma Connell (2008) 'Work - life imbalance: informal care and paid employment in the UK', *Feminist Economics*, 14 (2):3-35.
- Carroll C D, K E Dynan, S D Krane (2003) 'Unemployment risk and precautionary wealth: evidence from households' balance sheets', *Review Of Economics And Statistics*, 85: no.3 (Aug), 586-604.
- Carruth Alan, Bill Collier, A Dickerson (1999 Dec.) 'Inter-industry wage differences and individual heterogeneity: how competitive is wage setting in the UK?' *Studies In Economics: University Of Kent At Canterbury*, 99/14. Canterbury, Kent: University of Kent.
- Carruth A, W Collier, A Dickerson (2004) 'Inter-industry wage differences and individual heterogeneity', *Oxford Bulletin Of Economics And Statistics*, 66:5 (Dec), 811-846.
- Case Anne, Christina Paxson, Mahnaz Islam, (2008 (May)) 'Making sense of the labor market height premium: evidence from the British Household Panel Survey', *NBER Working Paper Series*, 14007. Cambridge, Mass.: National Bureau of Economic Research.
- Case Anne, Christina Paxson, Mahnaz Islam (2009) 'Making sense of the labor market height premium: evidence from the British Household Panel Survey', *Economics Letters*, 102 (3):174-176.
- Centre for Analysis of Social Exclusion (1998) 'Persistet poverty and lifetime inequality: the evidence: proceedings from a workshop held at H M Treasury, chaired by Professor John Hills, Director of the ESRC Research Centre for Analysis of Social Exclusion, LSE: 17th and 18th November 1998' *CASEReport*, 5. Lodnon: Centre for Analysis of Social Exclusion: an ESRC report.
- Chambers, R L and C J Skinner, eds, in Ch.14 (2001) "Analysis of Surveys". Wiley: Chichester
- Chan Tak Wing (2005) 'The structure of intergenerational exchange in Britain' *BHPS-2005 Conference: the 2005 British Household Panel Survey Research Conference*, 30 June -2 July 2005, Colchester, UK.
- Chan Tak Wing, John H Goldthorpe (2004) 'Is there a status order in contemporary British society? evidence from the occupational structure of friendship' *European Sociological Review*, 20:5, 383-401.
- Chan Tak Wing, John H Goldthorpe (2005) 'Class, status and party in contemporary British society', *International Sociological Association Research Committee 28 (RC28) on Social Stratification and Mobility Los Angeles Meeting, August 18-21, 2005*
- Chan Tak Wing, John H Goldthorpe (2007) 'Social status and newspaper readership', *American Journal Of Sociology*, 112 (4):1095-1134.
- Chan, Tak Wing, B Halpin, (2003) 'Who marries whom in Great Britain?', in *Hans-Peter Blossfeld et al (eds) Who marries whom? educational systems as marriage markets in modern societies* Dordrecht: Kluwer Academic.
- Chandola T, P Clarke, D Wiggins, M Bartley, (2003 June) 'Households: the missing level of analysis in multilevel epidemiological studies: the case for multiple membership models', *BHPS-2003 Conference: the 2003 British Household Panel Survey Research Conference*, 3-5 July 2001, Colchester, UK
- Chandola Tarani, Paul Clarke Richard D Wiggins, Mel Bartley (2005) 'Who you live with and where you live: setting the context for health using multiple membership multilevel models', *Journal Of Epidemiology And Community Health*, 59 (Feb):170-175.

- Chandola T, J Head, M Bartley (2004) 'Socio-demographic predictors of quitting smoking: how important are household factors?', **Addiction**, 99:6,(June), 770-7.
- Chapman, Polly, E Phimister, M Shucksmith, R Upward, E Vera-Toscano, (1997) 'The dynamics of low income and social exclusion in rural Britain: a preliminary study of rural households using the British Household Panel Survey', **The Arkleton Centre For Rural Development Research Working Paper Series**, 98/02. Aberdeen: The Arkleton Centre.
- Chapman P, E Phimister M Shucksmith R Upward and E Vera-Toscano (1998) "Poverty and exclusion in rural Britain: The Dynamics of low income and employment." Joseph Rowntree Foundation, 54 pages. **York Publishing Services**. York.
- Charlwood Andy (2007) 'The de-collectivisation of pay setting in Britain 1990-98: incidence, determinants and impact', **Industrial Relations Journal**, 38 (1):33-50.
- Chaudhuri, Sanjay, Marl S Handcock, Michael S Rendall (2005 May) 'Generalised linear models incorporating population level information: an empirical likelihood based approach', **University Of Washington: Center For Statistics And The Social Sciences Working Papers**, 48. Washington, DC: University of Washington: Center for Statistics and the Social Sciences.
- Chaudhuri Sanjay, Mark S Handcock and Michael S Rendall, (2008) 'Generalized linear models incorporating population level information: an empirical likelihood-based approach', **Journal Of The Royal Statistical Society Series B** (STATISTICAL METHODOLOGY), 70 (2):311-328.
- Cheli B (1995) "Totally fuzzy and relative measures of poverty in dynamic context" **METRON**: 53 (3/4) whole issue
- Cheli B (2000) 'Poverty dynamics in Great Britain, 1991-1997. A multidimensional, fuzzy and relative approach to analysis' **BHPS 2001 Conference: the 2001 British Household Panel Survey Research Conference**, 5-7 July 2001, Colchester, UK.
- Chrysanthou Georgios Marios (2007) 'Determinants of trade union membership in Great Britain during 1991-2003', **University Of York Discussion Papers In Economics**, 2007/01. York: University of York: Department of Economics and Related Studies.
- Clark A (1996) "Women's Well-Being at Work", **New Economy**, vol.3, no.1, pp.25-28.
- Clark A (1996) "L'utilité est-elle relative? Analyse à l'aide de données sur les ménages" [Is Utility Relative? Evidence from Household Data], **Economie et Prévision**, no.121, pp.151-164.
- Clark A (1996) "Job Satisfaction in Britain", **British Journal of Industrial Relations**, vol.34, no.2, pp.189-217.
- Clark A (1997) "Job Satisfaction and Gender: Why are Women so Happy at Work?", **Labour Economics**, Vol.4, no.4, pp.341-372.
- Clark A (1999) "Are Wages Habit-Forming? Evidence from Micro Data", **Journal of Economic Behavior and Organization**, Vol.39, no.2, pp.179-200.
- Clark A (2000) "Utilité Relative ou Utilité Absolue ? État des Lieux", **Revue Economique**, Vol.51, no.3, pp.459-471.
- Clark A (2001) "What Really Matters in a Job? Hedonic Measurement Using Quit Data", **Labour Economics**, Vol 8, no 2, pp 223-242.
- Clark A (2001) "Interactions In Labour Force Status, As Revealed By Proxy Utility Data", **Annales d'Economie et de Statistique**, forthcoming.

- Clark A (2001) "Interactions In Labour Force Status, As Revealed By Proxy Utility Data", **Annales d'Economie et de Statistique** Vol 63-64 pp 21-37
- Clark, A E. (2003) 'Unemployment as a social norm: psychological evidence from panel data', **Journal Of Labor Economics**, 21, no.2, 323-351.
- Clark, Andrew, (2003 Jan.) 'Looking for labour market rents with subjective data', **BHPS-2003 Conference: the 2003 British Household Panel Survey Research Conference**, 3-5 July 2001, Colchester, UK
- Clark, Andrew, (2003 June) 'Inequality-aversion and income mobility: a direct test', **Delta Documents De Travail**, 2003-11. Paris: DELTA.
- Clark Andrew "Working And Well-Being: Some International Evidence", OECD, mimeo.
- Clark Andrew "Panel Estimation Using Ordinal Data, With an Application to Job Satisfaction" (with Arthur van Soest), University of Orléans, mimeo.
- Clark Andrew "Well-Being in Panels" (with Andrew Oswald), University of Orléans, mimeo.
- Clark Andrew "Looking for Rents using Subjective Labour Market Data" **DELTA** mimeo.
- Clark Andrew "Inter-Industry and Occupation Wage and Job Satisfaction Differentials", LEO, University of Orléans, mimeo.
- Clark Andrew "Inequality-Aversion or Inequality-Loving? Some Surprising Findings" DELTA, mimeo.
- Clark Andrew "Born to be mild: cohort effects in subjective well-being" **DELTA** mimeo.
- Clark Andrew E, Nathalie Colombier, David Masclet (2008) 'Never the same after the first time: the satisfaction of the second-generation self-employed', **International Journal Of Manpower**, 29 (7):591-609.
- Clark, Andrew, H Couprie, C Sofer, (2002 May) 'Household negotiation and labor supply: evidence from the BHPS', Marseille: Institut D'Economie Publique.
- Clark A E, H Couprie, C Sofer (2004) 'La modelisation collective de l'offre de travail: mise en perspective et application aux donnees britanniques', **Revue Economique**, 55: no.4(July), 767-790.
- Clark Andrew E, Nathalie Colombier and David Masclet, (2008 (Mar.)) 'Never the same after the first time: the satisfaction of the second-generation self-employed', **PSE Working Papers**, 2008-14. Paris: Paris-Jourdan Sciences Économiques.
- Clark A, S Dex, M Taylor, (1995) "Household Labour Supply" **Employment Department Research Series** No.43, January 1995.
- Clark A, S Dex, K Perren, D Rose, M Taylor, (1994) "Changes in Economic Activity" in **Changing Households**, N Buck, J Gershuny, D Rose and J Scott (eds.), ESRC Research Centre Press.
- Clark A, F Etilé, (1999) "The Effect of Health Information on Cigarette Consumption: Evidence from British Panel Data", TEAM, Université de Paris 1, Discussion Paper No.1999.90.
- Clark A, F Etilé, (2002) "Do health changes affect smoking? evidence from British Panel Data **Journal of Health Economics** Vol 21 No 4 pp 533-562.
- Clark A, F Etilé, "Don't give up on me baby: spousal correlation in smoking behaviour" **DELTA** mimeo

- Clark A, Y Georgellis, "Kahneman meets the quitters: peak-end behaviour in the labour market" **DELTA** mimeo.
- Clark Andrew E, Yannis Georgellis (2007) 'Kahneman meets the quitters: peak-end behaviour in the labour market', BHPS-2007 Conference: the 2007 British Household Panel Survey Research Conference, 5 July -7 July 2007, Colchester, UK,
- Clark Andrew E, Orsolya Lelkes (2005 Dec.) 'Deliver us from evil: religion as insurance', **PSE Working Papers**, 2005-43. Paris: Paris-Jourdan Sciences Économiques.
- Clark A, M Maurel (2001) "Well-Being and Wage Arrears in Russian Panel Data", **HSE Economic Journal**, Vol.5, no.2, pp.179-193.
- Clark Andrew, A Oswald, (1994) "Unhappiness and Unemployment" **Economic Journal**, Vol.104, No.424, pp.648-659.
- Clark A, A Oswald, P Warr, (1996) "Is job satisfaction U-shaped in Age?" **Journal of Occupational and Organizational Psychology**, Vol 69, no.1, pp. 57-81.
- Clark A, A Oswald, (1996) "Satisfaction and Comparison Income" **Journal of Public Economics**, Vol.61, no.3, pp.359-81.
- Clark A, A Oswald, (2002) "A simple statistical model for measuring how life events affect happiness" **Journal of Epidemiology** Vol 31, No 6, pp 1139-1144.
- Clark A, A Solaz, "The impact of unemployment on the separation risk of British couples" **DELTA** mimeo.
- Clark Stephen D (2009) 'Characterising and predicting car ownership using rough sets', **Transportation Research Part C: Emerging Technologies**, 17 (4):381-393.
- Clarke Harriet, Stephen McKay (2008) 'Exploring disability, family formation and break-up: reviewing the evidence', **Department For Work And Pensions Research Reports**, 514. Norwich: HMSO.
- Clarke L, E Cooksey, G Verropoulou and M Van Willigen (1996) "The Experience of Parenthood: Fathers and Mothers Compared in Britain and the United States" presented at the **BSPS conference**.
- Clarke L, M S Rendall, H E Peters, N Ranjit and G Verropoulou (1997) "Retrospective and Panel Underreporting of Male Fertility in the United States and Britain", **Population Association of America conference** The paper has also been accepted for the IUSSP conference in Beijing.
- Clarke L, E C Cooksey, G Verropoulou and M Van Willigen (1996) "The Experience of Parenthood: Fathers and Mothers Compared in Britain and the United States" by, presented at the **BSPS conference**.
- Clarke L, E C Cooksey and G Verropoulou (1998) "Fathers and Absent Fathers: Socio-demographic Similarities in Britain and the United States?" **Demography**, 35.2 May 217-228
- Clark, Tom and Carl Emmerson (2002) 'The tax and benefit system and the decision to invest in a stakeholder pension', **The Institute For Fiscal Studies Briefing Notes**, 28. Institute for Fiscal Studies.
- Clark W A V, Y Huang (2003) 'The life course and residential mobility in British housing markets', **Environment And Planning**, 35: 323-339.
- Clementi F, M Gallegati, G Kaniadakis (2007) 'k -generalized statistics in personal income distribution', **European Physical Journal B: Condensed Matter And Complex Systems**, 57 (2):187-193.

- Coast Ernestina (2007) 'Currently cohabiting: relationship attitudes, intentions and behaviour -abstract-', BHPS-2007 Conference: the 2007 British Household Panel Survey Research Conference, 5 July -7 July 2007, Colchester, UK,
- Cockburn, T. 'Non-formal welfare: care and caring -mimeo-', Bradford: University of Bradford.
- Collier, Bill (2000) "The UK Wage Curve: New Evidence from the British Household Panel Survey", **BHPS 2001 Conference: the 2001 British Household Panel Survey Research Conference**, 5-7 July 2001, Colchester, UK.
- Collier, W J C (2000) "The UK Wage Curve: New Evidence from the British Household Panel Survey", **University of Kent Department of Economics Discussion Papers**, 00/11. Canterbury: University of Kent.
- Collier, W J C (2001) "Labour Market Heterogeneity: Wage Determination and Unemployment Duration", PhD Thesis, University of Kent.
- Conti Gabriella, Stephen Pudney (2008) 'If you're happy and you know it, clap your hands! Survey design and the analysis of satisfaction', **ISER Working Papers**, 2008-39. Colchester: University of Essex.
- Connolly, S, M Gregory (2002) 'The National Minimum Wage and hours of work: implications for low paid women', **Oxford Bulletin Of Economics And Statistics**, 64: 607-631.
- Connolly Sara, Mary Gregory (2007) 'Moving down: women's part-time work and occupational change in Britain 1991-2001', **IZA Discussion Papers**, 3106. Bonn: Institute for the Study of Labor.
- Connolly Sara and Mary Gregory, (2008) 'Moving down: women's part-time work and occupational change in Britain 1991-2001', **Economic Journal**, 118 (526):F52-F76.
- Contoyannis, Paul, A M Jones, R Leon-Gonzalez, (2004) 'Using simulation-based inference with panel data in health economics', **Health Economics**, 13: 101-122.
- Contoyannis P, A M Jones, N Rice (2003 Apr.) 'The dynamics of health in the British Household Panel Survey', **Journal Of Applied Econometrics**, 19(4), 473-503
- Contoyannis, Paul, A M Jones, N Rice (2004) 'Simulation-based inference in dynamic panel probit models: an application to health', **Empirical Economics**, 29: 49-77.
- Contoyannis Paul, Andrew M Jones (2004) 'Socio-economic status, health and lifestyle', **Journal Of Health Economics**, 23 (5):965-995.
- Contoyannis, Paul, N Rice, (2001) "The impact of health on wages: evidence from the British Household Survey" **Empirical Economics**, 26: 599-622.
- Corden Anne and Michael Hirst, (2008) 'Implementing a mixed methods approach to explore the financial implications of death of a life partner', **Journal Of Mixed Methods Research**, 2 (3):208-220.
- Corden Anne, Michael Hirst, Katharine Nice (2009 March) 'Financial implications of death of a partner', **Research Works Research Findings From The Social Policy Research Unit**, 2009-01. York: Social Policy Research Unit. University of York.
- Corden A, S Hutton and R Sainsbury (1998) Self-employed people: a literature review for the contributions agency Department of Social Security: Social Research Branch



- Corti, Louise, P C Campanelli, (1992) "Utility of feeding forward earlier wave data for panel studies" book chapter in Westlake A (ed) **Survey and statistical computing: proceedings of an international conference organised by the Study Group on Computers in Survey analysis, Bristol, UK**, September 24-26 : 109-118
- Corti, Louise, H Laurie, S Dex, (1995) "Caring and Employment" London: **Employment Department Research Series No 39**
- Corti, Louise, S Dex, (1995) "Highly qualified women" **Employment Gazette (Mar)**: 103 no3:115-122
- Couprie Helene (2007) 'Time allocation within the family: welfare implications of life in a couple', **Economic Journal**, 117 (516):287-305.
- Courbage Christophe, Augustin de Coulon (2004) 'Prevention and private health insurance in the UK' **The Geneva Papers On Risk And Insurance**, 29: 4 (Oct.): 719-727.
- Cowling Marc, Mark P Taylor, Peter Mitchell (2004) 'Job creators', **Manchester School** (1998), 72 (5):601-617.
- Cox, Pru, J Whitley, P Brierley, (2002 Winter) 'Financial pressures in the UK household sector: evidence from the British Household Panel Survey', **Bank Of England Quarterly Bulletin**, 410-419.
- Crespi, Isabella (2003 July) 'Gender socialization within the family: a study on adolescents and their parents in Great Britain', **BHPS-2003 Conference: the 2003 British Household Panel Survey Research Conference**, 3-5 July 2001, Colchester, UK,
- Crockett A., David Voas (2003) 'A divergence of views: attitude change and the religious crisis over homosexuality' **Sociological Research Online**, 8: no.4.
- Croll Paul (2004) 'Families, social capital and educational outcomes', **British Journal Of Educational Studies**, 52 (4):390-416.
- Croll Paul (2008 (Jan.)) 'Occupational choice, socio-economic status and educational attainment: a study of the occupational choices and destinations of young people in the British Household Panel Survey', **Research Papers In Education**, [Online Early].
- Croll, Peter, D Moses, (2003 June) 'Young people's trajectories into post-16 education and training', **BHPS-2003 Conference: the 2003 British Household Panel Survey Research Conference**, 3-5 July 2001, Colchester, UK
- Crook, Jonathan (2005) 'The measurement of household liabilities: conceptual issues and practice', **CRC Working Papers**, 05/1. Edinburgh: University of Edinburgh: School of Management: Credit Research Centre.
- Crook Jonathan N (2006) 'Household debt demand and supply: a cross-country comparison', In *The economics of consumer credit*, by G. Bertola, R. Disney, and C. Grant (eds.), Cambridge, Mass.: MIT Press. Ch.3 :63-92.
- Crouchley, Robert and Gholamereza Oskrochi (1999) 'Testing for sample selection bias in the labour market behaviour of respondents from the British Household Panel Survey', **Centre For Applied Statistics Working Paper Series**, 2000/02. Lancaster: Lancaster University.
- Crouchley R (2000) 'A random effects treatment of dropout in the multi-spell multi-state labour market panel data' **BHPS 2001 Conference: the 2001 British Household Panel Survey Research Conference**, 5-7 July 2001, Colchester, UK.

- Crouchley Robert, Gholamereza Oskrochi (1999) 'Testing for the ignorability of the spatial component of the sample design of the British Household Panel Survey for labour market behaviour' **Centre For Applied Statistics Lancaster University Working Paper Series**, 2000/02. Lancaster: Lancaster University.
- Crouchley, Robert, Steve Bradley and Gholamereza Oskrochi (2002) 'Evaluating the impact of missing data in social research: simulations and applications using the BHPS and the NCDS', *Centre For Applied Statistics Working Paper Series*, 2002/01. Lancaster: Lancaster University.
- Croudace Tim J (2007) 'Positive mental health versus emotional distress in the BHPS -abstract-', BHPS-2007 Conference: the 2007 British Household Panel Survey Research Conference, 5 July -7 July 2007, Colchester, UK,
- Curry, Chris and Alison O'Connell (2003) 'The pensions landscape', London: Pensions Policy Institute, Kings College.
- Cusworth Linda (2007) 'The impact of parental employment and unemployment on children and young people -PhD thesis-', Nottingham: Nottingham University. Faculty of Law and Social Science: School of Sociology and Social Policy.
- Dale Angela, M Egerton, (1997) "Highly educated women: evidence from the National Child Development Study" **Department for Education and Employment Research Studies 25:** Stationery Office
- Dale, Angela, M Elliot, (1998) 'A report on the disclosure risk of proposals for SARs from the 2001 Census', **CCSR Working Paper Series**, 5. Manchester: Cathie Marsh Centre for Census and Survey Research.
- Daly Mary C and Robert G Valletta, (2008) 'Cross-national trends in earnings inequality and instability', **Economics Letters**, 99 (2):215-219.
- Dargay Joyce M, Mark Hanly (2003 June) 'Travel to work: an investigation based on the British Household Panel Survey' **TSU Publications**, London: ESRC Transport Studies Unit.
- Dargay, Joyce M, Mark Hanly, (2003 July) 'A panel exploration of travel to work: an investigation based on the British Household Panel Survey', **BHPS-2003 Conference: the 2003 British Household Panel Survey Research Conference**, 3-5 July 2001, Colchester, UK
- Dargay, Joyce, M Hanly (2003 Oct.) 'A panel data exploration of travel to work', Presented at the European Transport Conference Strasbourg, France October 2003, ESRC Transport Studies Unit.
- Dargay, Joyce, Mark Hanly (2004 Feb.) 'Volatility of car ownership, commuting mode and time in the UK', For presentation at the World Conference on Transport Research Istanbul, Turkey, July 2004,
- Dargay Joyce, Mark Hanly (2007) 'Volatility of car ownership, commuting mode and time in the UK', **Transportation Research Part A: Policy & Practice**, 41 (10):934-948.
- Dargay Joyce M, Mark Hanly, Jean-Loup Madre, Laurent Hivert, Bastian Chlond (2003 Aug.) 'Demotorisation seen through panel surveys: a comparison of France, Britain and Germany' Moving through nets: the physical and social dimensions of travel: 10th International Conference on Travel Behaviour Research: Lucern, 10-15 August 2003.
- Davies H, H Joshi, (2001) "Who Bears the Cost of Britain's Children in the 1990's?" in K Vleminckx, T M Smeeding (eds.) Child well-being in Modern Nations, The Policy Press, Bristol 299-320

- Davies H, H Joshi, M Killingsworth, R Peronaci, (2000) "How do couples spend their time? Hours of market and domestic work time in British partnerships" ***Gender and the labour market: econometric evidence on obstacles in achieving gender equality*** Siv Gustafsson and Danièle Meulders (eds.) Basingstoke; 226-259. Macmillan.2000, Ch 11. London
- Davies H, H Joshi and R Peronaci (1999) "Life-Cycle Income and Motherhood: Simulations for British Women of the 1990s" in J Tavares Bucher (ed) *Ageing in a Gendered World: Issues and Identify for Women*. INSTRAW/UN Publications. Santo Domingo.
- Davies H, H Joshi and R Peronaci (2000) "Forgone Income and Motherhood: What do recent British data tell us?" ***Population Studies***, 54,3, 293-305.
- Davies H, H Joshi and R Peronaci "Mrs. Typical II: the Foregone Earnings of Britain's Mothers in the 1990s" ***Birkbeck College Discussion Paper in Economics***, 7/98
- Davies H, H Joshi and R Peronaci "Dual and zero earner couples in Britain: longitudinal evidence on polarization and persistence" ***Birkbeck College Discussion Paper in Economics***, 8/98
- Davies H and R Peronaci (1997) "Male Wages and Living Arrangements: Recent Evidence for Britain" ***Birkbeck College Discussion Paper in Economics***, 5/97
- Davies H, R Peronaci, H Joshi, (1996) "Female Labour Force Participation in Britain, 1980 v 1994" ***Typescript, Birkbeck College***
- Davies H, R Peronaci, H Joshi, (1998) "The Gender Wage Gap and Partnership" ***Birkbeck College Discussion Paper in Economics***, 6/98. London: Birkbeck College: Department of Economics.
- Davies H, R Peronaci, H Joshi, (1998) "The wage gap between spouses" Typescript, ***Birkbeck College***. September.
- Davies H, K Rake, H Joshi and R R K Alami (ed) (2000) 'Women's incomes over their lifetime' London: Stationery Office.
- Davies, Rhys, P Elias, G Pierre, (2003 Feb.) 'European estimates of the family gap in pay: evidence from the ECHP, BHPS and GSOEP', ***EPUNet-2003 Conference: the conference of the European Panel Users Network***: 3-5 July 2003, Colchester,
- Dearden Lorraine, Emla Fitzsimons, Alissa Goodman and Greg Kaplan, (2008) 'Higher education funding reforms in England: the distributional effects and the shifting balance of costs', ***Economic Journal***, 118 (526):F100-F125.
- Dearden Lorraine, Emla Fitzsimons, Alissa Goodman, Greg Kaplan (2008 Feb.) 'Higher education funding reforms in England: the distributional effects and the shifting balance of costs', ***DIUS Research Brief***, CEE-08-01. Sheffield: Great Britain. Department for Innovation, Universities and Skills.
- Dearden, Lorraine, Julian McCrae and Jonathan Thomas (1999) 'Education, work-related training and labour market transitions in Britain', London: Institute for Fiscal Studies.
- Debels Annelies and Leen Vandecasteele, (2008) 'The time lag in annual household-based income measures: assessing and correcting bias', ***Review Of Income And Wealth***, 54 (1):71-88.
- Degenne Alain (2004) 'Researching social and economic change: the uses of household panel studies, edited by David Rose - book review -', ***European Sociological Review***, 20 (2):165-168.
- de Haan A and S Maxwell (1998) 'Poverty and social exclusion in north and south' Brighton: Institute of Development Studies

- De Henau Jerome and Susan Himmelweit, (2007 Oct.) 'Struggle over the pie? The gendered distribution of power and subjective financial well-being within UK households', **Open University Discussion Papers In Economics**, 66. Milton Keynes: Open University Press.
- Dekker R (2000) 'Unemployment durations in a 'flexible' career: evidence for Great Britain and Germany' **BHPS 2001 Conference: the 2001 British Household Panel Survey Research Conference**, 5-7 July 2001, Colchester, UK.
- Dekker, Ronald (2001) 'Are flexworkers really being paid less? wage comparisons over time in Germany, the Netherlands and Great Britain', **Paper for the EEEG Conference**, July 2-4, 2001, University of Leicester.
- Dekker Ronald (2007) 'Non-standard employment and mobility in the Dutch, German and British labour market', Ridderkerk: Ridderprint.
- Dekker Ronald (2008 (Apr.)) 'Part-time work as a transitional phase? The role of preferences and institutions in Germany, Great Britain and The Netherlands.', **MPRA Papers**, 8029. Munich: Munich University Library (Munich Personal RePEc Archive).
- Dekker Ronald (2008 (Mar.)) 'Unemployment durations after temporary work: evidence for Great Britain and Germany', **MPRA Papers**, 7646. Munich: Munich University Library (Munich Personal RePEc Archive).
- Dekker, Ronald and Lutz C Kaiser (2000) "Atypical or flexible? how to define non-standard employment patterns: the cases of Germany, the Netherlands and the United Kingdom" **EPAG Working Papers**, 14. Colchester: University of Essex
- Del Boca Daniela, Cecile Wetzels (ed.) (2008) 'Social policies, labour markets and motherhood: a comparative analysis of European countries', Cambridge: Cambridge University Press.
- Del Bono Emilia, John Ermisch Marco Francesconi (2008) 'Intrafamily resource allocations: a dynamic model of birth weight', **ISER Working Papers**, 2008-27. Colchester: University of Essex.
- Della Giusta Marina, Uma Sarada Kambhampati (2008) 'Are we getting it right? Values and life satisfaction', **CIP Working Papers**, 2008-073. Reading: University of Reading: Centre for Institutional Performance.
- Del-Rio Ana, Garry Young (2005) 'The impact of unsecured debt on financial distress among British households', **Bank Of England Quarterly Bulletin**, 45 (2):186
- Del-Rio Ana, Garry Young (2005) 'The determinants of unsecured borrowing: evidence from the British Household Panel Survey', **Bank Of England Quarterly Bulletin**, 45 (2):187
- Del-Rio Ann, Garry Young (2006) 'The determinants of unsecured borrowing: evidence from the BHPS', **Applied Financial Economics**, Bank of England. 16 (15):1119-1144.
- Del-Rio Ana, Garry Young (2008) 'The impact of unsecured debt on financial pressure among British households', **Applied Financial Economics**, 18 (5):1209-1220.
- Department of Social Security (1998) **Households Below Average Income, A Statistical Analysis**, 1979 - 1996/97, HMSO
- Dermott Esther (2006) 'The effect of fatherhood on men's patterns of employment: ESRC end of award report RES-000-22-0636', Swindon: ESRC.
- Dermott Esther (2008) 'Intimate fatherhood: a sociological analysis', London: Routledge.

- Dessy Orietta (2004) 'Nominal wage flexibility and institutions: preliminary micro-evidence from the Europanel', **University Of Milan: Department Of Economics Working Papers**, 2004-17. Milan: University of Milan: Department of Economics.
- Destefanis Sergio, Vania Sena (2006) 'Health, capabilities and functionings: an empirical analysis for the UK', **Csef Working Papers**, 151. Fisciano: University of Salerno: Centre for Studies in Economics and Finance.
- Devicienti, Francesco (2002) 'Poverty persistence in Britain: a multivariate analysis using the BHPS, 1991-1997', **Journal Of Economics**, Suppl. 9: 307-340.
- Devicienti, Francesco (2003) 'Essays on earnings and poverty', Colchester: Institute for Social and Economic Research: University of Essex.
- Devine, Fiona and John Michael Roberts, (2002) "You get a committed core and then that core drags other people into it": some early findings on the informal and formal processes of mobilisation'. Political Studies Association Conference 2002.
- Dewilde Caroline (2004) 'The multidimensional measurement of poverty in Belgium and Britain: a categorical approach', **Social Indicators Research**, 68 (3):331-369.
- Dex, Shirley (2000) "Families and the labour market: trends, pressures and policies" London: Family Policy Studies Centre
- Dex, S, A Clark and M Taylor (1995) "Household labour supply" London: **Employment Department Research Series**, No 43
- Dex S and A McCulloch (1995) "Flexible employment in Britain: a statistical analysis" **EOC Research Discussion Series**, 15. Equal Opportunities Commission
- Dex, Shirley and Andrew McCulloch (1997) **Flexible employment: the future of Britain's jobs** Basingstoke Macmillan
- Dex S and H Laurie (1996) "Comparative analysis using large scale national data sources of women's employment" **BMS** (Sept) :52 :55-77
- Dickens, Richard (2000) 'Caught in a trap? wage mobility in Great Britain: 1975-1994', **Economica**, 67, 477-497.
- Dickens Richard and Stephin Machin, (1998) 'Minimum wage: maximum impact?', **Centrepiece**, 3 (3):10-13.
- Dickens Richard, Alan Manning (2004) 'Has the national minimum wage reduced UK wage inequality?', **Journal Of The Royal Statistical Society Series A (Statistics In Society)**, 167 (4):613-626.
- Dieckhoff Martina (2008) 'Skills and occupational attainment: a comparative study of Germany, Denmark and the UK', **Work Employment And Society**, 22 (1):89-108
- Dieckhoff Martina, Jean-Marie Jungblut, Philip J O'Connell (2007) 'Job-related training in Europe: do institutions matter?', In *Employment regimes and the quality of work*, by Duncan Gallie (ed.), Oxford: Oxford University Press. Ch.3 :77-103.
- Dillner Luisa (2009) 'Love by numbers: the hidden facts behind everyone's relationships', London: Profile Books.
- Disney, Richard (2000) 'Declining public pensions in an era of demographic ageing: will private provision fill the gap?', *University of Nottingham Discussion Papers in Economics*, 99/27. Nottingham: Nottingham University. School of Economics.

- Disney Richard, Sarah Bridges and John Gathergood, (2006) 'Housing wealth and household indebtedness: is there a household 'financial accelerator'?', **CNB Working Paper Series**, 12/2006. Prague: Czech National Bank.
- Disney Richard, C Emmerson, (2001) "Labour mobility and the choice of private pension in the UK" **IFS Working Paper No 02/09**
- Disney, Richard, C Emmerson, (2002 Apr.) 'Choice of pension scheme and job mobility in Britain', **IFS Working Paper Series**, WP02/09. London: Institute for Fiscal Studies.
- Disney Richard, C Emmerson, S Smith (2003, forthcoming) "Pension reform and economic performance in Britain in the 1980s and 1990s" in R Blundell, D Card and R Freeman (eds) **Creating a premier league economy, NBER**
- Disney, Richard, C Emmerson, M Wakefield, (2001) 'Pension reform and saving in Britain', **Oxford Review Of Economic Policy**, 17(1) pp7094.
- Disney, Richard, C Emmerson, M Wakefield, (2003 June) 'Ill-health and retirement in Britain: a panel data based analysis', **BHPS-2003 Conference: the 2003 British Household Panel Survey Research Conference**, 3-5 July 2001, Colchester, UK
- Disney Richard, John Gathergood 'Housing wealth, liquidity constraints and self-employment', **Labour Economics** (2008), doi: 10.1016/j.labeco.2008.05.002
- Disney Richard, A Goodman, A Gosling, C Trinder, (1998) 'Public pay in Britain in the 1990s' **Institute for Fiscal Studies Commentary** – series- 72. London: Institute for Fiscal Studies.
- Disney Richard, A Gosling (1998) 'Does it pay to work in the public sector?' **Fiscal Studies**, Vol 19, no 4, 347-374
- Disney, Richard, A Henley, D Jevons, (2002) 'House price shocks, negative equity and household consumption in the UK in the 1990s', **Royal Economic Society Annual Conference 2002**, 64. Royal Economic Society.
- Dittrich Regina, Brian Francis, Walter Katzenbeisser (2008 Jul.) 'Temporal dependence in longitudinal paired comparisons', **Vienna University Of Economics And Business: Department Of Statistics And Mathematics Research Report Series**, 67. Vienna: Vienna University of Economics and Statistics.
- Dixon, Sylvia (2003 May) 'Job relocations and employer-assisted migration', **Labour Market Trends**, 111: no.5, 239-246.
- Dobbelsteen, Simone, P Kooreman, (1997) 'Financial management, bargaining and efficiency within the household: an empirical analysis' **Economist**, 145(3): 345-366.
- Dolan Paul (n.d.) 'Finding a NICEr way to value health: from hypothetical preferences to real experiences', SMF Foresight, London: Social Market Foundation.
- Donnellan M. Brent, Richard E Lucas (2008) 'Age differences in the big five across the life span: evidence from two national samples', **Psychology And Aging**, 23 (3):558-566.
- Dorling, Daniel (2000) **What matters most to the people of Britain?** University of Bristol: School of Geographical Sciences
- Dornan Paul (2003) '**Guaranteeing** minimum income in old age? Means testing in the twenty-first century -PhD Thesis-', York: University of York.

- Duclos Jean-Yves David Sahn, Stephen D Younger (2007) 'Robust multidimensional poverty comparisons with discrete indicators of well-being', *Inequality and poverty re-examined*, by Stephen P. Jenkins and John Mickelwright (eds.), Oxford: Oxford University Press. Ch. 9: 185-206.
- Duffy Bobby (2004) 'Life satisfaction and trust in other people', London: MORI.
- Durkan, Joseph, Colm P Harmon and Jenny Hughes 'Health services utilisation in the UK : an empirical analysis using microdata', **Maynooth College Economics Department Working Papers Series**, N65/07/96. Kildare, Irl.:
- Dustmann Christian and Sonia C Pereira, (2008) 'Wage growth and job mobility in the United Kingdom and Germany', **Industrial And Labor Relations Review**, 61 (3):374-393.
- Dutta, Jayasri, J A Sefton and M R Weale (2001) 'Income distribution and income dynamics in the United Kingdom', **Journal Of Applied Econometrics**, 16, no.5, 599-617.
- d'Uva T B (2005) 'Latent class models for use of primary care: evidence from a British panel', **Health Economics**, 14 (8):873-892.
- d'Uva, T.M.M.B. (2006) 'Heterogeneity in econometric analyses of health and health care -PhD Thesis-', York: University of York.
- Eardley, Tony. Corden, Anne (1996) **Self employed earnings and income distribution: problems of measurement** University of York : Social Policy Research Unit
- Easaw Joshy, Saeed Heravi'Are household subjective forecasts of personal finances accurate and useful? A directional analysis of the British Household Panel Survey', **Journal Of Forecasting**, (2008), doi: 10.1002/for.1114
- Economic and Social Research Council (2008) 'Happiness: how being a man or a woman makes a difference', **Britain In 2009: The State Of The Nation**: 100-101.
- Egerton, Muriel (2002) 'Family transmission of social capital: differences by social class, education and public sector employment', **Sociological Research Online**, 7: no.3.
- Ehling M, U Rendtel (2004 Dec.) 'Harmonisation of panel surveys and data quality', **Wiesbaden: Statistisches Bundesamt**.
- Elias Peter (2004) 'Restructuring, reskilling and redundancy: a study of the dynamics of the UK labour market, 1990-1995', **Dados: Revista De Ciências Sociais**, 47 (3):419-471.
- Elliott R, V Gerova (2002) 'The distribution and structure of pay in Scotland and England', In John Ermisch and R E Wright Living in Scotland: findings from the British Household Panel Survey: University of Stirling, 4 October 2002, Stirling
- Emmerson C (2002 Oct.) 'Pension reform in the United Kingdom increasing the role of private provision?', **Oxford Institute Of Ageing Working Papers**, 402. Oxford: Oxford Institute of Ageing
- Emmerson Carl, Howard Reed, Andrew Shephard (2004 Dec.) 'An assessment of Pensim2', **IFS Working Paper Series**, WP04/21. Institute for Fiscal Studies.
- Emmerson C, M Wakefield (2002) "The saving gateway and the child trust fund: is asset-based welfare 'Well Fare'?" **Commentary No 85** London: Institute for Fiscal Studies
- Emmerson C, M Wakefield (2002) "Should we encourage saving among those with low(er) incomes?" **How people on low incomes manage their finances** ESRC

- Emmerson C, M Wakefield (2002) 'Getting the saving habit: should we encourage saving among those with low(er) incomes?', *How people on low incomes manage their finances*, Swindon: ESRC. 46-52.
- Ercolani M G and S P Jenkins (1998) "Polarisation of work and the distribution of income in Britain" *Institute for Labour Research, Discussion Paper 98/20*: University of Essex
- Ermisch J (1996) 'Parental support for human capital investment by young adults', *CEPR Discussion Papers*, 1536, London: Centre for Economic Policies Research.
- Ermisch J (1997) 'Premarital cohabitation, childbearing and the creation of one-parent families' *Economics of the family and family policies*, Ch 6, 119-138. London: Routledge.
- Ermisch J (2001) 'Parental support for young men', Colchester: Institute for Social and Economic Research: University of Essex.
- Ermisch John (2001) 'Births outside marriage: the real story', *The Edge*, 8.
- Ermisch John (2005) 'Comparison of living arrangements', *Changing Scotland: evidence from the British Household Panel Survey* by John F. Ermisch and Robert E. Wright (eds.), Ch. 4. Bristol: Policy Press. 47-62.
- Ermisch John (2005) 'The puzzling rise in childbearing outside marriage' IN *Understanding social change* by Anthony R. Heath, John Ermisch, and Duncan Gallie, eds, ch.2. Oxford: Oxford University Press., 23-54.
- Ermisch John (2007) 'Child support and non-resident fathers' contact with their children', *Journal Of Population Economics*, [Online First].
- Ermisch John (2008) 'An economic history of bastardy in England and Wales' In *Quantitative economic history: the good of counting*, by Joshua L. Rosenbloom (ed.), London: Routledge. Ch.2: 8-33.
- Ermisch John (2008) 'The new dynamics of family formation and the explosion of childbearing outside marriage' In *Women and employment: changing lives and new challenges*, by Jacqueline Scott, Shirley Dex and Heather Joshi (eds), Cheltenham: Edward Elgar. Ch.5: 133-155.
- Ermisch John (2008) 'Adult child-parent relationships', In *Changing relationships*, by Malcolm Brynin and John Ermisch (eds.), New York: Routledge. Ch.8: 127-145.
- Ermisch John (2008) 'Young child-parent relationships', In *Changing relationships*, by Malcolm Brynin and John Ermisch (eds.), New York: Routledge. Ch.7: 111-126.
- Ermisch John, Malcolm Brynin (2008) 'Introduction: the social significance of relationships', In *Changing relationships*, by Malcolm Brynin and John Ermisch (eds.), New York: Routledge. Ch.1: 3-28.
- Ermisch J, M Francesconi (1997) 'Educational choice, families and young people's earnings' *Journal of Human Resources*, 35, no 1, winter 2000. ESRC Research Centre on Micro-social Change: University of Essex.
- Ermisch J, M Francesconi, (1997) 'Family matters' *Centre for Economic Policy Research Discussion Papers*, 1591. London: Centre for Economic Policy Research.
- Ermisch J, M Francesconi, (2000) "Cohabitation in Great Britain: not for long, but here to stay" *Journal Of The Royal Statistical Society Series A (Statistics In Society)*, 163, part 2, 153-171: Royal Statistical Society



- Ermisch J, M Francesconi, (2000) 'Increasing complexity of family relationships: lifetime experience of single motherhood and stepfamilies in Great Britain' article, ***European Journal of Population***, 16, 235-249. Kluwer Academic.
- Ermisch J, M Francesconi, (2000 Nov.) 'The effect of parents' employment on children's educational attainment', ***IZA Discussion Papers***, 215. Bonn: Forschungsinstitut zur Zukunft der Arbeit Institute for the Study of Labor.
- Ermisch J, M Francesconi, (2001) 'The effects of parents' employment on children's lives' York: Joseph Rowntree Foundation
- Ermisch J, M Francesconi, (2001) 'Family matters: impacts of family background on educational attainments' ***Economica***, 68, no 270, 137-156. London School of Economics and Political Science.
- Ermisch J, M Francesconi, (2001) 'Family structure and children's achievements' ***Journal of Population Economics***, 14, 249-270. Springer-Verlag
- Ermisch John, Marco Francesconi (2003) 'Family structure and children's achievements' In *Family, household and work*, by Klaus F. Zimmermann and Michael Vogler (eds), Berlin: Springer: 151-172.
- Ermisch J, M Francesconi (2004) 'Intergenerational mobility in Britain: new evidence from the British Household Panel Survey', IN *Generational income mobility in North America and Europe*, ch.7: 147-189. Cambridge: Cambridge University Press.
- Ermisch John, Marco Francesconi (2005) 'Parental employment and children's welfare' IN ***Women at work: an economic perspective***, by Boeri, Tito, Del Boca, Daniela and Pissarides, Christopher (eds), ch. 9. Oxford: Oxford University Press. 154-193.
- Ermisch John, Marco Francesconi, David J Pevalin (2001) 'Outcomes for children of poverty', ***Department For Work And Pensions Research Reports***, 158. London: Corporate Document Services.
- Ermisch J, M Francesconi, D J Pevalin, (2004) 'Parental partnership and joblessness in childhood and their influence on young people's outcomes', ***Journal Of The Royal Statistical Society. A***, 167, Part 1, 69-101.
- Ermisch John, Diego Gambetta, Thomas Siedler and S C Noah Uhrig (2007) 'Measuring people's trust', ***ISER Working Papers***, 2007-32. Colchester: University of Essex.
- Ermisch J, S P Jenkins, (1999) 'Retirement and housing adjustment in later life: evidence from the British Household Panel Survey', ***Labour Economics***, 6(2), 311-333.
- Ermisch John, Cheti Nicoletti (2005 Sept.) 'Intergenerational earnings mobility: changes across cohorts in Britain' ***ISER Working Papers, 2005-19. Colchester: Institute for Social and Economic Research***: University of Essex.
- Ermisch John and Cheti Nicoletti (2007) 'Intergenerational earnings mobility: changes across cohorts in Britain', ***The B.E. Journal Of Economic Analysis And Policy***, 7 (2):Article 9.
- Ermisch J, D J Pevalin (2004) 'Early childbearing and housing choices', ***Journal Of Housing Economics***, 13(Apr): 170-194.
- Ermisch John and Chiara Pronzato (2008) 'Intra-household allocation of resources: inferences from non-resident fathers' child support payments', ***Economic Journal***, 118 (527):347-362.
- Ermisch John, Thomas Siedler (2008) 'Living apart together', In *Changing relationships*, by Malcolm Brynin and John Ermisch (eds.), New York: Routledge. Ch.2: 29-43.

- ESRC (1996) 'Analysis of large and complex datasets (ALCD) research programme special issue' ***Journal of the Royal Statistical Society Series A (Statistics in Society)***, 159, part 2, 197-199. Blackwell Publishers.
- ESRC (1997) "Family change: demographic and attitudinal trends across nations and time" ***Research Results: ESRC Population and Household Change Research Programme***: (Jun) no1:whole issue
- ESRC (1997) "Intergenerational relationships and household change" ***Research Results: ESRC Population and Household Change Research Programme***: (Oct): no5: whole issue
- ESRC (1997) "One person households in England and Wales and France" ***Research Results: ESRC Population and Household Change Research Programme*** (Oct) :no7:whole issue
- ESRC Research Centre on Micro-social Change (1998) 'Work now – pay later? the impact of long work hours on health and family life' ***Insights***, Swindon: ESRC.
- ESRC Centre for Business Research (1999) "Job insecurity and work intensification: Queens' College, Cambridge, Thursday 9th September 1999: conference pack" Cambridge: ESRC Centre For Business Research.
- ESRC (1999) 'Happy to get on their bikes', *The Edge*, 2: 17.
- Etilé F (2000) 'The effect of health information on cigarette consumption: evidence from British panel data' ***BHPS 2001 Conference: the 2001 British Household Panel Survey Research Conference***, 5-7 July 2001, Colchester, UK.
- Evandrou, M, J Falkingham K Rake and A Scott (2001) 'The Dynamics of Living Arrangements in Later Life: preliminary findings' Discussion Paper 4 ***London: ESRC-SAGE research group***, London School of Economics.
- Evandrou, M, J Falkingham K Rake and A Scott (2001) 'The Dynamics of living arrangements in later life: evidence from the British Household Panel Survey' ***Population Trends*** no. 105 pp26-33.
- Evandrou, Maria, Jane Falkingham, Paul Johnson and Katherine Rake (2001 Feb.) 'Simulating social policy for an ageing society a research agenda', ***SAGE Discussion Paper Series***, 1. London: ESRC SAGE Research Group.
- Evandrou Maria, Karen Glaser (2004) 'Family, work and quality of life:changing economic and social roles through the lifecourse', ***Ageing And Society***, 24 (5):771-791.
- Fagan Colette, Brendan Halpin, Jacqueline O'Reilly (2005) 'Service sector employment in Germany and the UK', ***Schmollers Jahrbuch***, 125 (1):97-108.
- Fagg James (2007) 'Modelling trajectories of self-esteem in the British Household Panel Study - abstract-', BHPS-2007 Conference: the 2007 British Household Panel Survey Research Conference, 5 July -7 July 2007, Colchester, UK.
- Felices Guillermo, David Tinsley (2004) 'Intertemporal substitution and household production in labour supply', ***Bank Of England Quarterly Bulletin***, 44 (4):458-458.
- Felstead Alan, Duncan Gallie (2004) 'For better or worse? Non-standard jobs and high involvement work systems', ***International Journal Of Human Resource Management***, 15 (7):1293-1316.
- Ferreira Priscila, Mark P Taylor (2008) 'Residential mobility, mobility preferences and psychological health', In *Changing relationships*, by Malcolm Brynin and John Ermisch (eds.), New York: Routledge. Ch.10: 161-179.

- Ferrer-i-Carbonell Ada, John M Gowdy (2005) 'Environmental awareness and happiness', **Rensselaer Working Papers In Economics**, 0503. Troy, N.Y.: Rensselaer Polytechnic Institute: Department of Economics.
- Ferrer-i-Carbonell Ada, John M Gowdy (2007) 'Environmental degradation and happiness', **Ecological Economics**, 60 (3):509-516.
- Ferri, Elsa, John Bynner and Michael Wadsworth (2003) 'Changing Britain, changing lives: three generations at the turn of the century', London: Institute of Education. University of London.
- Fevre Ralph (2007) 'Employment insecurity and social theory: the power of nightmares', **Work Employment And Society**, 21 (3):517-535.
- Ford, Janet and Jude England (2000) "Data and literature on mortgage interest: state provision and private insurance: an evaluation report and source book" **Department Of Social Security Social Research Branch In-House Reports**, 65: London: Department of Social Security. Analytical Services Division
- Ford Tania (2000) 'The household impacts of migration' **BHPS 2001 Conference: the 2001 British Household Panel Survey Research Conference**, 5-7 July 2001, Colchester, UK.
- Fouarge, Didier and Ruud J A Muffels (2000) "Persistent poverty in the Netherlands, Germany and the UK: a model-based approach using panel data from the 1990s", **Epag Working Papers**, 15: Colchester: University of Essex.
- Francesconi Marco (2001) 'Determinants and consequences of promotions in Britain', **Oxford Bulletin Of Economics And Statistics**, Blackwell Publishers. 63, 3, 279-310.
- Francesconi Marco (2005) 'An evaluation of the childhood family structure measures from the sixth wave of the British Household Panel Survey' **Journal Of The Royal Statistical Society Series A (Statistics In Society)**, 168: part 3, 539-566.
- Francesconi, Marco (2007) 'Adult outcomes for children of teenage mothers', IZA DISCUSSION PAPERS, 2778. Bonn: Institute for the Study of Labor.
- Francesconi Marco (2008) 'Adult outcomes for children of teenage mothers', **Scandinavian Journal Of Economics**, 110 (1):93-117.
- Francesconi Marco, Carlos Garcia-Serrano (2004) 'Unions and flexible employment in Britain and Spain: a descriptive note', **Industrial Relations**, 43 (4):874-882.
- Francesconi Marco, Katrin Golsch (2005) 'The process of globalization and transitions to adulthood in Britain', In Hans-Peter Blossfeld, Erik Klijzing, Melinda Mills and Karin Kurz, eds Globalization, uncertainty and youth in society, London: Routledge. ch.10, 249-276.
- Francesconi Marco, Wilbert van der Klaauw (2007) 'The socioeconomic consequences of 'In-Work' benefit reform for British lone mothers', **Journal Of Human Resources**, 42 (1): 1-31.
- Francesconi, Marco, M J Orszag, E S Phelps, G Zoega (2000) "Education and the natural rate of unemployment", **Oxford Economic Papers**, 52, 204-223: Oxford University Press.
- Francesconi Marco, Helmut Rainer, Wilbert van der Klaauw (2007) 'The effects of in-work benefit reform in Britain on couples: theory and evidence', **IZA Discussion Papers**, 2980. Bonn: Institute for the Study of Labor.
- Francesconi Marco, Helmut Rainer, Wilbert van der Klaauw (2009) 'The effects of in-work benefit reform in Britain on couples: theory and evidence', **Economic Journal**, 119 (535):F66-F100.

- Francesconi Marco, Holly Sutherland, Francesca Zantomio (2009) 'A comparison of earnings measures from longitudinal and cross-sectional surveys: evidence from the UK', **ISER Working Papers**, 2009-14. Colchester: University of Essex.
- Fräßdorf Anna, Markus M Grabka, Johannes Schwarze (2008 Jun.) 'The impact of household capital income on income inequality: a factor decomposition analysis for Great Britain, Germany and the USA', **SOEP Papers on Multidisciplinary Panel Data Research**, 104. Berlin: Deutsches Institut für Wirtschaftsforschung.
- Frick Joachim R, M Grabka, (2002 Jan.) 'The personal distribution of income and imputed rent: a cross-national comparison for the UK, West Germany, and the USA', **DIW Discussion Papers**, 271. Berlin: Deutsches Institut für Wirtschaftsforschung.
- Frick Joachim R, Stephen P Jenkins, Dean R Lillard Oliver Lipps and Mark Wooden (2007) 'The Cross-National Equivalent File (CNEF) and its member country household panel studies', **Schmollers Jahrbuch**, 127(4): 627-654.
- Frick Joachim R, Markus M Grabka (2007) 'Item non-response and imputation of annual labour income in panel surveys from a cross-national perspective -DRAFT do not quote without author's permission-', BHPs-2007 Conference: the 2007 British Household Panel Survey Research Conference, 5 July -7 July 2007, Colchester, UK,
- Frick Joachim R, Markus M Grabka (2007) 'Item non-response and imputation of annual labor income in panel surveys from a cross-national perspective', **DIW Discussion Papers**, 736. Berlin: Deutsches Institut für Wirtschaftsforschung.
- Future Foundation (2004 Jul.) 'Britain's hidden poor report. A project for Elizabeth Finn Trust', London: Future Foundation.
- Future Foundation, National Savings and Investments (2007 Jul.) '50 years of saving: yesterday, today and tomorrow: a research report for National Savings and Investments', London: Future Foundation.
- Future Foundation (2008 May) 'The singleton society. Targeting the Bridget Jones generation', London: Future Foundation.
- Gage H, F Lake and R Pope (2000) 'Nurse retention: an analysis using the British Household Panel Survey' Guildford: University of Surrey.
- Gage H (2001) 'Keeping nurses nursing: a quantitative analysis' **Nursing Times**, 97, no 7, 35-37.
- Gallie Duncan (ed.) (2007) 'Employment regimes and the quality of work', Oxford: Oxford University Press.
- Gallo F, S Mastrovita, I Siciliani (2004 June) 'The nature of sample attrition in the ECHP', **EPUNet Conference: The 2nd Annual Research Conference Of The European Panel Users' Network, Berlin, 24-26 June 2004**,
- Gangl Markus, Andrea Ziefle (2009) 'Motherhood, labor force behavior, and women's careers: an empirical assessment of the wage penalty for motherhood in Britain, Germany, and the United States', **Demography**, 46 (2):341-369.
- Gao Fei, Nan Luo, Julian Thumboo, Calvin Fones, Shu-Chuen Li, Yin Bun Cheung, (2004 (Nov)) 'Does the 12-item General Health Questionnaire contain multiple factors and do we need them?', **Health And Quality Of Life Outcomes**, 2 (63):1-7 (pages not for citation purposes).
- Garcia-Gomez Pilar, Andrew M Jones and Nigel Rice (2008) 'Health effects on labour market exits and entries', **HEDG Working Papers**, 08/03. York: University of York: Health, Econometrics and Data Group.

- Garcia-Gomez Pilar, Andrew M Jones, Nigel Rice 'Health effects on labour market exits and entries', ***Labour Economics***, (2009), doi: 10.1016/j.labeco.2009.04.004
- Gardiner K, H Hills (forthcoming) "Policy Implications of new data on income mobility" ***Economic Journal*** 109:2
- Gardner, Jonathan, A Oswald, (2002 Aug.) 'Is it money or marriage that keeps people alive?' mimeo, Warwick: University of Warwick: Department of Economics
- Gardner Jonathan, Andrew J Oswald (2006) 'Do divorcing couples become happier by breaking up?', ***Journal Of The Royal Statistical Society Series A (Statistics In Society)***, Blackwell Publishers. 169: no.2, 319-336.
- Gardner Jonathan, Andrew J Oswald (2007) 'Money and mental wellbeing: a longitudinal study of medium-sized lottery wins', ***Journal Of Health Economics***, 26 (1):49-60.
- Gardner Jonathan, Andrew Oswald 'How is mortality affected by money, marriage, and stress?', ***Journal Of Health Economics***, 23 (6):1181-1207.
- Garr, Jerry G., Anne S Pruitt-Logan, Leslie B Sims and Daniel D Denecke (2003) 'Preparing future faculty in the humanities and social sciences: a guide for change', Washington, DC: Council of Graduate Schools Association of American Colleges and Universities.
- Gasteen Ann and John Houston (2004 (Mar.)) 'Projecting the demand for qualifications in the Scottish economy to 2007 - full report', Research and Information Services Bulletin: Scottish Qualifications Authority, 8. Glasgow: Scottish Qualifications Authority.
- Gasteen Ann and John Houston (2005 (Aug.)) 'Projecting the demand for qualifications in the Scottish economy to 2009', Research and Information Services Bulletin: Scottish Qualifications Authority, 15. Glasgow: Scottish Qualifications Authority.
- Gasteen Ann and John Houston (2007 (Sept.)) 'Projecting the demand for qualifications in the Scottish economy to 2011', ***Research and Information Services Bulletin: Scottish Qualifications Authority***, 27. Glasgow: Scottish Qualifications Authority.
- Gasteen Ann and John Houston (2007 (Oct.)) 'Projecting the demand for qualifications: a review', ***Research and Information Services Bulletin: Scottish Qualifications Authority***, 29. Glasgow: Scottish Qualifications Authority.
- Gauthier, Anne H. (1999) 'Inequalities in children's environment: the case of Britain', ***Childhood***, 6(2): 243-260.
- Gayle Vernon (2003 July) 'Modelling a hierarchical event: an example of young people and academic qualifications using BHPS data', ***BHPS-2003 Conference: the 2003 British Household Panel Survey Research Conference***, 3-5 July 2001, Colchester, UK
- Gayle Vernon (2005) 'Youth transitions' IN ***Changing Scotland: evidence from the British Household Panel Survey*** by John F. Ermisch and Robert E. Wright (eds.), Ch. 3. Bristol: Policy Press. 33-46.
- Gayle Vernon, Gregor Jack, Robert E Wright (2005) 'Trends in absolute poverty' IN ***Changing Scotland: evidence from the British Household Panel Survey*** by John F. Ermisch and Robert E. Wright (eds.), Ch. 8. Bristol: Policy Press. 17-32.
- Georgellis Yannis, John G Sessions, Nikolaos Tsitsianis (2005) 'Windfalls, wealth, and the transition to self-employment', ***Small Business Economics***, 25 (5):407-428.

- Georgellis Yannis, John Sessions, Nikolaos Tsitsianis (2007) 'Pecuniary and non-pecuniary aspects of self-employment survival', **Quarterly Review Of Economics And Finance**, 47 (1):94-112.
- Georgellis Yannis, John G Sessions, Nikolaos Tsitsianis (2007 Sept.) 'Social capital and windfalls: empirical evidence', **Economics Letters**, (In press, Corrected proof).
- Gershuny Jonathan (1995) "Change in the division of domestic work: micro-sociological evidence" **DIW Discussion Paper**, 107: Duetsches Institut fur Wirtschaftsforschung
- Gershuny Jonathan (1997) "New perspectives on work in the 1990's: evidence from the British Household Panel Study" **ESRC Research Centre on Micro-social Change**: University of Essex mimeo
- Gershuny Jonathan (1999) "The Work/Leisure Balance and the New Political Economy of Time" **Institute for Social and Economic Research** University of Essex (article)
- Gershuny, Jonathan (1999) "Time budgets, life histories and social position" **Quality And Quantity**, Vol. 33, no. 3
- Gershuny Jonathan (2000) 'Social position from narrative data' article, **Sociological Review**, Blackwell Publishers.
- Gershuny, Jonathan (2003) 'Social mobility: dramatic growth in inequality of women's life chances: Social Science Week 23-27 June 2003: Cabinet Office London', Colchester: Institute for Social and Economic Research: University of Essex.
- Gershuny Jonathan (2004) 'Domestic equipment does not increase domestic work: a response to Bittman, Rice and Wajcman', **British Journal Of Sociology**, 55 (3):425-431.
- Gershuny Jonathan (2007) 'Conclusion: a slow start?', Information and Communication Technologies in Society: E-living in a digital Europe by Ben Anderson, Malcolm Brynin, Jonathan Gershuny and Yoel Raban (eds.), Abingdon, Oxon: Routledge. Ch.21, 274-280.
- Gershuny Jonathan (2007) 'Web-use and net-nerds: the impact of information technology in the home', Information and Communication Technologies in Society: E-living in a digital Europe by Ben Anderson, Malcolm Brynin, Jonathan Gershuny and Yoel Raban (eds.), Abingdon, Oxon: Routledge. Ch. 9, 119-135.
- Gershuny Jonathan (2007) 'The dynamics of social position: Altered and her parents' human capital -abstract-', BHPS-2007 Conference: the 2007 British Household Panel Survey Research Conference, 5 July -7 July 2007, Colchester, UK,
- Gershuny Jonathan, M Bittman, John Brice (2005) 'Exit, voice and suffering: do couples adapt to changing employment patterns?', **Journal Of Marriage And The Family**, 67 (3):656-665.
- Gershuny Jonathan, C Hannan, (1999) "Unemployment: Blame the Victim?" **Institute for Labour Research** University of Essex (discussion paper)
- Geyer Johannes, Viktor Steiner (2007) 'Short-run and long-term effects of childbirth on mothers' employment and working hours across institutional regimes: an empirical analysis based on the European Community Household Panel', **IZA Discussion Papers**, 2693. Bonn: Institute for the Study of Labor.
- Gielen Anne C (2007) 'Working hours flexibility and older workers' labor supply', BHPS-2007 Conference: the 2007 British Household Panel Survey Research Conference, 5 July -7 July 2007, Colchester, UK,
- Gielen Anne C 'Working hours flexibility and older workers' labor supply', **Oxford Economic Papers** (2008), doi: 10.1093/oeq/gpn035

- Gilbert Alana, Lorna Philip, Mark Shucksmith (2006) 'Rich and poor in the countryside', *The ageing countryside: the growing older population of rural England*, by Philip Lowe and Lydia Speakman (eds), London: Age Concern England. Ch. 4: 69-93.
- Gilbert A, E Phimister, I Theodossiou, (2001) "The Potential Impact of the Minimum Wage in Rural Areas" ***Regional Studies***, 35(8): 765-770
- Gilbert, A., E Phimister, I Theodossiou, (2003) 'Low pay and income in urban and rural areas: evidence from the British Household Panel Survey -forthcoming June 2003-', ***Urban Studies***,
- Ginn Jay, Sara Arber (2002) 'Degrees of freedom:do graduate women escape the motherhood gap in pensions?', ***Sociological Research Online***, 7 (2).
- Glaser Karen, Rachel Stuchbury, Cecilia Tomassini and Janet Askham (2008) 'The long-term consequences of partnership dissolution for support in later life in the United Kingdom', ***Ageing and Society***, 29 (3):329-351.
- Glaser Karen, Cecilia Tomassini, Filomena Racioppi, Rachel Stuchbury (2006) 'Marital disruptions and loss of support in later life: a longitudinal study of the United Kingdom', ***European Journal Of Ageing***, 3 (4):207-216.
- Glaser Karen, Cecilia Tomassini, Rachel Stuchbury (2008) 'Differences over time in the relationship between partnership disruptions and support in early old age in Britain', ***Journals Of Gerontology: Series B: Psychological Sciences & Social Sciences***, 63 (6):S359-S368.
- Glendinning, Anthony (2002) 'Self-esteem and smoking in youth: muddying the waters?', ***Journal Of Adolescence***, 25: 415-425.
- Goerke L and M Pannenberg (1998) `Social custom, free-riders, and trade union membership in Germany and Great Britain' Berlin: Deutsches Institut fur Wirtschaftsforschung.
- Goerres Achim (2007) 'Demands for welfare state provisions by a powerful generation: comparing British and German baby-boomers', European Consortium for Political Research Conference, 6-8 September 2007, Pisa, Italy.
- Goldthorpe John H, Abigail McKnight (2006) 'The economic basis of social class', *Mobility and inequality: frontiers of research in sociology and economics*, by Stephen L. Morgan, David B. Grusky, and Gary S. Fields (eds), Stanford: Stanford University. Ch. 5: 109-136.
- Goldthorpe John H, Colin Mills (2008) 'Trends in intergenerational class mobility in modern Britain: evidence from national surveys, 1972-2005', ***National Institute Economic Review***, 205 (1):83-100.
- Golsch, Katrin (2001) 'Transition to adulthood in Great Britain and the process of globalisation', ***Globalife Working Paper Series***, 17. Bielefeld, Ger.: University of Bielefeld.
- Golsch, Katrin (2002) 'Globalisation, labour market flexibility and job insecurity: a tale on Britain', ***Globalife Working Paper Series***, 36. Bielefeld, Ger.: University of Bielefeld.
- Golsch Katrin (2005) 'The impact of labour market insecurity on the work and family life of men and women. A comparison of Germany, Great Britain, and Spain', ***European University Studies: Series 22 Sociology***, 403. Frankfurt am Main: Peter Lang.
- Golsch Katrin (2008) 'Men's labor market mobility in Britain: globalization, labor market flexibility and job insecurity'. In *Globalization, uncertainty and men's careers: an international comparison by Hans-Peter Blossfeld, Melinda Mills and Fabrizio Bernardi (eds)*, Cheltenham: Edward Elgar. Ch.10: 299-327.

- Golsch Katrin (2008) 'Women's employment in Britain'. In *Globalization, uncertainty and women's careers: an international comparison* by Hans-Peter Blossfeld and Heather Hofmeister (eds), Cheltenham: Edward Elgar. Ch.11: 275-301.
- Goodchild Sophie (2008) 'Changing relationships', *BRITAIN IN 2009: THE STATE OF THE NATION*, :93-95.
- Goodman, Alissa, Johnson, Paul, Webb, Steven, (1997) *Inequality in the UK* .Oxford: Oxford University Press
- Goodwin Phil (2007) 'Effectiveness of transport policies in reducing car travel', Threats from car traffic to the quality of urban life, by Tommy Gärling and Linda Steg (eds), Amsterdam: Elsevier. 401-424.
- Gott, Ceri and Karl Johnston (2002) 'The migrant population in the UK: fiscal effects', *RDS Occasional Paper*, 77. London: Home Office.
- Gosling, Amanda, Johnson, Paul , McCrae, Julian, Paull, Gillian (1997) *Dynamics of low pay and unemployment in early 1990s Britain*. London: Institute for Fiscal Studies
- Grabka M (2000) `The personal distribution of income and imputed rent - a cross-national comparison for the UK, West Germany and the USA' *BHPS 2001 Conference: the 2001 British Household Panel Survey Research Conference*, 5-7 July 2001, Colchester, UK.
- Graham H (1998) 'Promoting health against inequality' *Health Education Journal* 57, 4 292-302
- Graham H and G Der (1999) 'Influences on women's smoking status: the contribution of socio-economic status in adolescence and adulthood' *European Journal of Public Health* 41:2(Apr), 135-151
- Graham H and G Der (1999) 'Patterns and predictors of smoking cessation among women' *Health Promotion International* 14,3 pp231-39
- Graham H and G Der (1999) 'Patterns and predictors of tobacco consumption among women' *Health Education Research* 14, 5. pp 611-18
- Graham H and G Der (2000) ` Lifecourse inequality and priorities for policies to tackle health inequalities' in I Forbes (ed) *Health Inequalities: Poverty and Policy*. London: Academy of Learned Societies for the Social Sciences, pp 44-49.
- Gray A (2005) 'The changing availability of grandparents as carers and its implications for childcare policy in the UK', *Journal Of Social Policy*, 34 (4):557-577.
- Gray Anne (2009) 'The social capital of older people', *Ageing and Society*, 29 (1):5-31.
- Great Britain. Office for National Statistics (1999) "Tracking people: a guide to longitudinal social sources", London: Office for National Statistics.
- Great Britain. Department of Health: Teenage Pregnancy Unit (2004 Mar.) 'Long-term consequences of teenage births for parents and their children', *Teenage Pregnancy Research Programme Research Briefing*, 1. Department of Health: Teenage Pregnancy Unit.
- Great Britain. Department of Health (2004) 'The NHS improvement plan: putting people at the heart of public services: presented to Parliament by the Secretary of State for Health by Command of Her Majesty', Command paper (Great Britain. Parliament), Cm. 6268. London: TSO.
- Great Britain. Commission for Rural Communities (2005) 'The state of the countryside 2005', Wetherby: Countryside Agency Publications.



- Great Britain. HM Revenue & Customs: Tax Credits Analysis Team (2006) 'Child Tax Credit and Working Tax Credit take-up rates 2003-04', London: Great Britain. HM Revenue & Customs.
- Great Britain. Department for Work and Pensions; National Statistics (Great Britain) Christian, Valerie; Johnson, George (ed.) (2007) 'Low-income dynamics 1991-2005 (Great Britain)', London: Department for Work and Pensions.
- Great Britain. HM Revenue & Customs: Tax Credits Analysis Team (2007) 'Child Tax Credit and Working Tax Credit take-up rates 2004-05', London: Great Britain. HM Revenue & Customs.
- Great Britain. Cabinet Office. Strategy Office (2008) 'Getting on, getting ahead. A discussion paper: analysing the trends and drivers of social mobility', London: Cabinet Office. Strategy Unit.
- Great Britain. Cabinet Office. Strategy Unit; Great Britain. Department for Children, Schools and Families (2008 Dec.) 'Families in Britain: an evidence paper', London: Great Britain. Cabinet Office. Strategy Unit Great Britain. Department for Children, Schools and Families.
- Great Britain. HM Revenue & Customs: Tax Credits Analysis Team (2008) 'Child Tax Credit and Working Tax Credit take-up rates 2005-06', London: Great Britain. HM Revenue & Customs.
- Great Britain. House of Commons. Treasury Committee (2008 Jun.) 'Budget measures and low-income households. Thirteenth report of session 2007-08. Report, together with formal minutes, oral and written evidence', House of Commons: Treasury Committee Reports, HC 326. London: Stationery Office.
- Great Britain. House of Commons. Treasury Committee (2008 Jun.) 'Memorandum from Resolution Foundation', House of Commons Treasury Committee Written Evidence ordered to be printed 18 June 2008, by Great Britain. House of Commons. Treasury Committee, London: Stationery Office.
- Great Britain. House of Commons. Treasury Committee (2008 Jul.) 'Memorandum submitted by IPPR', House of Commons Work and Pensions Committee Written Evidence ordered to be printed 21 July 2008, by Great Britain. House of Commons. Work and Pensions Committee, London: Stationery Office.
- Great Britain. House of Commons. Work and Pensions Committee (2008 Aug.) 'Valuing and supporting carers. Fourth report of session 2007-08. Volume II. Oral and written evidence', House of Commons: Work and Pensions Committee Reports, HC 485-II. London: Stationery Office.
- Green Colin, John S Heywood (2007) 'Does performance pay increase job satisfaction?', *Economica*, [OnlineEarly].
- Green Colin, John S Heywood (2007) 'Performance pay, sorting and the dimensions of job satisfaction', *Lancaster University Management School Working Paper*, 2007/013. Lancaster: University of Manchester. Management School.
- Green Colin, John S Heywood (2007) 'Are flexible contracts bad for workers? Evidence from job satisfaction data', *Lancaster University Management School Working Paper*, 2007/042. Lancaster: University of Lancaster.
- Green Colin, John S Heywood (2007) 'Does profit sharing increase training by reducing turnover?', *Lancaster University Management School Working Paper*, 2007/031. Lancaster: University of Lancaster.
- Green F (forthcoming 1999) "Training the Workers" in P Gregg and J Wadsworth *The State of Working Britain Manchester University Press*

- Green F, S Machin, et al (1996) "The Employer Size-Wage Effect: Can Dynamic Monopsony Provide An Explanation" **Oxford Economic Papers** 48: 433-455
- Green Francis, Nicholas Tsitsianis (2005) 'An investigation of national trends in job satisfaction in Britain and Germany', **British Journal Of Industrial Relations**, 43 (3):401-429.
- Gregg, Paul (1997) 'Jobs, wages and poverty: patterns of persistence and mobility in the new flexible labour market.' London HMSO
- Gregg Paul, Paul Grout, Anita Ratcliffe, Sarah Smith and Frank Windmeijer (2008 May) 'How important is pro-social behaviour in the delivery of public services?', **CMPO Working Papers University Of Bristol**, 08/197. Bristol: University of Bristol: Department of Economics.
- Gregg Paul, Susan Harkness, Sarah Smith (2009) 'Welfare reform and lone parents in the UK', **Economic Journal**, 119 (535):F38-F65.
- Grieve (President), Andy (2004) 'Report of the Council for the session 2003-2004', **Journal Of The Royal Statistical Society Series A (Statistics In Society)**, 167 (4):669-756.
- Groot, W (1995) "On-the-job training, job mobility and wages in Britain". **Leiden University**
- Groot, Wim (1996) "The incidence of, and returns to overeducation in the UK" **Applied Economics** 28, p1345-1350
- Groot, W and E Mekkelholt "The Labour Market Prospects of Technical Education", **OSA - Werkdocument**, (forthcoming)
- Groot, Wim & Henriette Maassen van den Brink,( 1996) 'Glass ceilings or dead ends: job promotion of men and women compared' **Economics Letters** 53, p. 221-226,.
- Groot, Wim & Henriette Maassen van den Brink, (1997), 'Allocation and the returns to overeducation in the United Kingdom' **Education Economics**,.
- Groot Wim, Henriette Maassen van den Brink (2007) 'Optimism, pessimism and the compensating income variation of cardiovascular disease: a two-tiered quality of life stochastic frontier model', **Social Science And Medicine**, 65 (7):1479-1489.
- Groot, Wim. Oosterbeek, Hessel (1995) "Incidence and wage effects of incentive pay" Amsterdam-Rotterdam **Tinbergen Institute Discussion Paper**, 95-83
- Groot W and H Oosterbeek (1995) " Determinants and wage effects of participation in on and off the job training" **Tinbergen Institute, Discussion Papers**, TI 95-122
- Guariglia A (1998) 'Understanding saving behaviour in the UK: evidence from the BHPS' **Institute for Labour Research University of Essex Discussion Paper Series**, 98/26. Colchester: University of Essex: Institute for Labour Research.
- Guariglia A (2000) 'Estimating saving functions with a zero-inflated Bivariate Tobit Model' **BHPS 2001 Conference: the 2001 British Household Panel Survey Research Conference**, 5-7 July 2001, Colchester, UK.
- Guariglia Alessandra (2001) 'Saving behaviour and earnings uncertainty: evidence from the British Household Panel Survey', **Journal Of Population Economics**, 14, no.4, 619-638.
- Guariglia Alessandra (2003) 'Saving behaviour and earnings uncertainty: evidence from the British Household Panel Survey', Berlin: Springer: 135-150.
- Guariglia Alessandra and Sheri M Markose (2000) 'Voluntary contributions to personal pension plans: evidence form the British Household Panel Survey', **Fiscal Studies**, 21, no.4, 469-88.

- Guariglia A and M Rossi (1999) "Consumption, Habit Formation and Precautionary Saving Evidence from the UK" **Department of Economics** University of Essex (discussion paper)
- Guariglia Alessandra, M Rossi, (2003 July) 'Private medical insurance and saving: evidence from the **BHPS**', **BHPS-2003 Conference: the 2003 British Household Panel Survey Research Conference**, 3-5 July 2001, Colchester, UK
- Guariglia Alessandra, Mariacristina Rossi (2004) 'Private medical insurance and saving: evidence from the British Household Panel Survey', **Journal Of Health Economics**, 23 (4):761-783.
- Gustafsson Siv S, Eiko Kenjoh (2008) 'The timing of maternity' In Social policies, labour markets and motherhood: a comparative analysis of European countries, by Daniela Del Boca and Cecile Wetzels (eds), Cambridge: Cambridge University Press. Ch. 6:182-224.
- Gustafsson S S, E Kenjoh, C Wetzels (2003) 'Employment choices and pay differences between nonstandard and standard work in Britain, Germany, the Netherlands, and Sweden',. IN Houseman, Susan and Osawa, Machiko eds Nonstandard work in developed economies: causes and consequences, , ch.7, 216-264, Kalamazoo, Mi.: W.E. Upjohn Institute for Employment Research.
- Gustafsson S S, C Wetzels, J D Vlasblom, S Dex, (1996) "Women's labor force transitions in connection with childbirth: A panel data comparison between Germany, Sweden and Great Britain" **Journal of Population Economics**, 9:223-246
- Gustafsson Siv S, Seble Worku (2005) 'Assortative mating by education and postponement of couple formation and first birth in Britain and Sweden' **Review Of Economics Of The Household**, 3: 91-113.
- Haardt David (2005) 'Transitions out of and back to employment among older men and women in the UK' **BHPS-2005 Conference: the 2005 British Household Panel Survey Research Conference**, 30 June -2 July 2005, Colchester, UK.
- Haardt David (2007) 'Older couples' labour market reactions to family disruptions', **ISER Working Papers**, 2007-08. Colchester: University of Essex.
- Haardt David (2007) 'Labour market dynamics among older people -PhD thesis-', Colchester: Institute for Social and Economic Research: University of Essex.
- Hald Andersen Signe (2007) 'The short and long term effects of government training on subjective well being', **BHPS-2007 Conference: the 2007 British Household Panel Survey Research Conference**, 5 July -7 July 2007, Colchester, UK,
- Hald Andersen, Signe (2008 (Feb.)) 'The short and long term effects of government training on subjective well being', **European Sociological Review**, [Advance Access].
- Hall Ray, Philip Ogden and Catherine Hill (1999) 'Gender variations in the characteristics of migrants living alone in England and Wales 1991'. In *Migration and gender in the developed world* by Paul Boyle and Keith Halfacree (eds.), Abingdon: Routledge. Ch. 11, 186-203.
- Halpin B (1998) 'Unified BHPS work-life histories: combining multiple sources into a user-friendly format' **BMS**, 60 34-79.
- Halpin B 'Who are the Irish in Britain? evidence from large-scale surveys' book chapter, 89-108. **The Irish Diaspora**, Ch 5.
- Halpin Brendan (1999) 'Is class changing? A work-life history perspective on the salariat', **Sociological Research Online**, 4 (3).

- Hamermesh Daniel S, Gerard A Pfann (ed.) (2005) 'The economics of time use', (*Contributions to Economic Analysis* 271), Amsterdam: Elsevier.
- Hancock Matthew, Rob Wood (2004) 'Household secured debt', ***Bank Of England Quarterly Bulletin***, 44 (3):291-301.
- Hancock, Ruth (2000) 'Estimating the housing wealth of older home owners in Britain', ***Housing Studies***, 15, no.4, 561-579.
- Handcock, Mark S, S M Huovilainen, M S Rendall, (2002 May) 'Combining registration-system and survey data to estimate birth probabilities', ***Demography***, 37: no.2, 197-192.
- Hankins Matthew (2007) 'Questionnaire discrimination: (re)-introducing coefficient delta', ***BMC Medical Research Methodology***, 7 (19).
- Hannan C (1999) "Beyond Networks: 'Social Cohesion' and Unemployment Exit Rates" ***Institute for Labour Research*** University of Essex (discussion paper)
- Hanratty B and A Jacoby, M Whitehead (2008) 'Socioeconomic differences in service use, payment and receipt of illness-related benefits in the last year of life: findings from the British Household Panel Survey', ***Palliative Medicine***, 22 (3):248-255.
- Harkness, Janet (1998) 'Cross-cultural survey equivalence', ***ZUMA Nachrichten Spezial***, 3. Mannheim, Germany: Zentrum fur Umfragen, Methoden und Analysen.
- Harkness, S (1996) "The Gender Earnings Gap: Evidence from the UK" ***Fiscal Studies***, Vol 17, no 2, pp 1-36.
- Harkness S (2003) 'The household division of labour: changes in families' allocation of paid and unpaid work, 1992-2002', IN Dickens, Richard, Gregg, Paul and Wadsworth, Jonathan , eds. *The labour market under new labour: the state of working Britain*, Ch. 10.,150-169. Basingstoke: Palgrave Macmillan.
- Harper S (ed.) (2004) 'Families in ageing societies: a multi-disciplinary approach', Oxford: Oxford University Press.
- Hart, Robert A. and Yue Ma (2000) "Wages, hours and human capital over the life cycle" ***IZA Discussion Papers***, 139. Bonn: Forschungsinstitut zur Zukunft der Arbeit Institute for the Study of Labor
- Hart Robert A, Yue Ma (2008) 'Wages, hours and human capital over the life cycle', ***Jahrbücher Für Nationalökonomie Und Statistik***, 228 (5-6):446-464.
- Hart Robert A, Yue Ma 'Wage-hours contracts, overtime working and premium pay', ***Labour Economics***, (2009), doi: 10.1016/j.labeco.2009.04.002
- Hauck K, N Rice (2004) 'A longitudinal analysis of mental health mobility in Britain', ***Health Economics***, 13: 981-1001.
- Hawkes Denise (2005) 'Generational income mobility in North America and Europe, edited by M. Corak -book review-', ***Economic Issues***, 10 (2):93-95.
- Hazemi Leila (2008) 'Voluntary association involvement and trust: addressing the causal relationship - PhD Thesis-', Victoria, BC: University of Victoria: Department of Sociology.
- Headey Bruce, Mark Wooden (2005) 'The importance of wealth for subjective well-being', ***Journal Of Financial Transformation***, 15: 59-67.

- Headey Bruce, Ruud J A Muffels, Mark Wooden (2004 July) 'Money doesn't buy happiness... or does it? A reconsideration based on the combined effects of wealth, income and consumption', **IZA Discussion Papers**, 1218. Bonn: Forschungsinstitut zur Zukunft der Arbeit Institute for the Study of Labor.
- Headey Bruce, Ruud J A Muffels, Mark Wooden (2005) 'Money and happiness: the combined effects of wealth, income and consumption', **Schmollers Jahrbuch Journal Of Applied Social Science Studies**, 125 (1):131-144.
- Headey Bruce, Ruud J A Muffels, Mark Wooden (2007) 'Money does not buy happiness: or does it? A reassessment based on the combined effects of wealth, income and consumption', **Social Indicators Research**, [Online First].
- Heath, Anthony, S Jacobs, (1999 Jun.) 'Comprehensive reform in Britain', **Crest Working Paper Series**, 72. Glasgow: University of Strathclyde CREST.
- Heineck, Guido (2003 May) 'New estimates of multiple jobholding in the UK', **BHPS-2003 Conference: the 2003 British Household Panel Survey Research Conference**, 3-5 July 2001, Colchester, UK
- Heineck Guido (2007 May) 'A note on the height - wage differential in the UK: cross-sectional evidence from the BHPS', **Economics Letters**, [In press, Corrected proof].
- Heineck Guido (2007 Oct.) 'Does it pay to be nice? Personality and earnings in the UK', **Laser Discussion Papers**, 3. Nuremberg: University of Erlangen-Nuremberg. Labor and Socio-Economic Research Center.
- Heineck Guido (2009) 'The determinants of secondary jobholding in Germany and the UK', **Zeitschrift Für Arbeitsmarktforschung**, 42 (2):107-120.
- Heineck Guido, Johannes Schwarze (2004 Oct.) 'Fly me to the moon: the determinants of secondary jobholding in Germany and the UK', **IZA Discussion Papers**, 1358. Bonn: Forschungsinstitut zur Zukunft der Arbeit Institute for the Study of Labor.
- Heitmueller A (2003 Aug.) 'Job mobility in Britain: are the Scots different? evidence from the **BHPS**', **Cert Discussion Papers**, 51 (3):329-358, 2003/03. Centre for Economic Reform and Transformation.
- Heitmueller Axel (2004 Jan.) 'Public-private sector wage differentials in Scotland: an endogenous switching model', **IZA Discussion Papers**, 992. Bonn: Forschungsinstitut zur Zukunft der Arbeit Institute for the Study of Labor.
- Heitmueller Axel (2005) 'The chicken of the egg? endogeneity in labour market participation of informal carers in England' **BHPS-2005 Conference: the 2005 British Household Panel Survey Research Conference**, 30 June -2 July 2005, Colchester, UK.
- Heitmueller Axel (2007) 'The chicken or the egg? Endogeneity in labour market participation of informal carers in England', **Journal Of Health Economics**, 26 (3):536-559.
- Heitmueller Axel, Kirsty Inglis (2004 Aug.) 'Carefree? participation and pay differentials for informal carers in Britain' **IZA Discussion Papers**, 1273. Bonn: Forschungsinstitut zur Zukunft der Arbeit Institute for the Study of Labor.
- Heitmueller Axel, Kirsty Inglis (2007) 'The earnings of informal carers: wage differentials and opportunity costs', **Journal Of Health Economics**, 26 (4):821-841.
- Heitmueller Axel, Pierre-Carl Michaud (2006 Mar.) 'Informal care and employment in England: evidence from the British Household Panel Survey', **IZA Discussion Papers**, 2010. Bonn: Forschungsinstitut zur Zukunft der Arbeit Institute for the Study of Labor.

- Hellebrandt Tomas, Garry Young, Matt Waldron (2008) 'The financial position of British households evidence from the 2008 NMG Research survey', **Bank Of England Quarterly Bulletin, Bank of England**. Q4 :384-292.
- Helms G. (2005) 'Working capital: life and labour in contemporary London by Buck, N, Gordon, I, Hall, P, Harloe, M and Kleinman, M - book review -', **URBAN STUDIES**, 42: no.4, 801-802.
- Henley, A. (1996), 'Residential mobility, housing wealth and the Labour Market' **Aberystwyth Economic Research paper**, No. 96/15 and (1997) **Royal Economic Society Annual Conference**, Staffordshire University, March 1997
- Henley A (1998) "Changes in the distribution of housing wealth in Great Britain 1985-1991", **Economica**, 65(259): 363-380
- Henley A (1998) "Residential mobility, housing equity and the labour market", **Economic Journal**, 108(447): 414-427.
- Henley Andrew (1998) 'Employment tenure, quits and the housing market', **Aberystwyth Economic Research Papers**, 1. Aberystwyth: University of Wales: Department of Economics: Aberystwyth.
- Henley Andrew (1999) 'Being your own boss: entrepreneurial choice, earnings and employment creation in 1990s Britain', **European Association Of Labour Economists Conference, Regensburg, Germany, 23-26 Sept. 1999**,
- Henley A (2000) "Self-employment choice: the role of state dependence initial circumstances and unobserved heterogeneity", **Aberystwyth School of Management and Business Research Paper No. 2000-7**. Aberystwyth: University of Wales Aberystwyth
- Henley A (2001) "Capital Gains and Labour Supply: British Evidence", University of Wales **Aberystwyth School of Management and Business Research Paper No. 2001-7**.
- Henley Andrew (2001 Jul.) 'Capital gains and labour supply: British evidence', **Paper for the EEEG Conference, July 2-4, 2001, University of Leicester**,
- Henley A (2004) 'House price shocks, windfall gains and hours of work: British evidence', **Oxford Bulletin Of Economics And Statistics**, 66:4, 439-456
- Henley Andrew (2004) 'Self-employment status: the role of state dependence and initial circumstances', **Small Business Economics**, 22 (1):67-82.
- Henley Andrew (2005) 'Job creation by the self-employed: the roles of entrepreneurial and financial capital', **Small Business Economics**, 25 (2):175-196.
- Henley Andrew (2005) 'From entrepreneurial aspiration to business start-up: evidence from British longitudinal data' **BHPS-2005 Conference: the 2005 British Household Panel Survey Research Conference**, 30 June -2 July 2005, Colchester, UK, Colchester:
- Henley Andrew (2007) 'Entrepreneurial aspiration and transition into self-employment: evidence from British longitudinal data', **Entrepreneurship And Regional Development**, 19 (3):253-280.
- Henley Andrew (2007) 'Switching costs and occupational transition into self-employment: a duration modelling approach', **BHPS-2007 Conference: the 2007 British Household Panel Survey Research Conference**, 5 July -7 July 2007, Colchester, UK,
- Henley Andrew (2009 Jan.) 'Switching costs and occupational transition into self-employment', **IZA Discussion Papers**, 3969. Bonn: Forschungsinstitut zur Zukunft der Arbeit Institute for the Study of Labor.

- Henley A, D Thomas, (2001) "Public service employment and the public-private wage differential in British regions", **Regional Studies** 35(3): 229-240.
- Henley Andrew, Rhian Eleri Jones (2003) 'Earnings and linguistic proficiency in a bilingual economy', **Royal Economic Society Annual Conference 2003**, 106. Royal Economic Society.
- Henley Andrew, Rhian Eleri Jones (2005) 'Earnings and linguistic proficiency in a bilingual economy', **Manchester School** (1998), 73 (3):300-320.
- Henley Centre, Financial Services Authority (2005 Jun.) 'Towards understanding consumers' needs. Prepared for the Financial Services Authority by The Henley Centre Ltd', **FSA Consumer Research**, 35. London: Financial Services Authority.
- Hernandez-Quevedo Cristina, Andrew M Jones, Nigel Rice (2005) 'Reporting bias and heterogeneity in self-assessed health. Evidence from the British Household Panel Survey', **HEDG Working Papers**, 05/04. York: Health, Econometrics and Data Group: University of York.
- Hernandez-Quevedo, Cristina, Nigel Rice, Andrew M Jones (2008) 'Sesgo de respuesta y heterogeneidad en salud autopercebida. Evidencia del Panel de Hogares Británico', **Cuadernos Económicos De Iice**, 75 :64-98.
- Herrera-Salas, Cristian P. (1999) 'A theoretical and empirical study of health-investment behaviour at old age', PhD thesis, Colchester: Institute for Social and Economic Research: University of Essex.
- Heywood John S., S W Siebert, X Wei, (2002) 'Worker sorting and job satisfaction: the case of union and government jobs', **Industrial And Labour Relations Review**, 55, no.4, 595-609.
- Hildreth Andrew K G (2000) 'Union wage differentials for covered members and nonmembers in Great Britain', **Journal Of Labor Research**, 21 (1):133-147.
- Hildreth Andrew, Stephen P Millard, Dale T Mortensen, Mark P Taylor (1998) 'Wages, work, and unemployment', **Applied Economics**, 30 (11):1531-1547.
- Hills J (1998) "Does income mobility mean that we do not need to worry about poverty" in A B Atkinson and J Hills (eds) **Exclusion, Employment and Opportunity CASEpaper No.4 London School of Economics**
- Hills J (2004) 'Inequality and the State', Oxford: **Oxford University Press**.
- Hillmert, Steffen (1999) The 'complex' event of transition into the labour market: Comparing the UK and Germany over time. In: Raffé, David/van der Velden, Rolf/Werquin, Patrick (eds.): Education, the labour market and transitions in youth: cross-national perspectives. Edinburgh, 1999, 313-331.
- Hillmert, Steffen (2000) "Social positioning at labour market entry in the UK and Germany" In: Norwegian Social Research Council (ed.): Transitions and mobility in the youth labour market. Workshop proceedings. Oslo, 2000, 343-364.
- Hillmert, Steffen (2001) Ausbildungssysteme und Arbeitsmarkt. Lebensverläufe in Großbritannien und Deutschland im Kohortenvergleich. Wiesbaden, 2001.
- Hillmert Steffen (2008) 'When traditions change and virtues become obstacles: skill formation in Britain and Germany'. In *Skill formation: interdisciplinary and cross-national perspectives*, by Karl Ulrich Mayer and Heike Solga (eds), Cambridge: Cambridge University Press. Ch.3: 50-84.

- Himmelweit, Sue (2002) 'Attitudes and caring behaviour: a model with positive feedback', ***Future Of Work Programme Working Papers***, 26. Bath: University of Bath. Department of Social and Policy Sciences.
- Himmelweit Susan (2007 (May)) 'The prospects for caring: economic theory and policy analysis', ***Cambridge Journal Of Economics***, (Advance Access), doi:10.1093/cje/bem011.
- Himmelweit, Sue and Maria Sigala (2003) 'Internal and external constraints on mothers' employment: some implications for policy', ***Future Of Work Programme Working Papers***, 27. Bath: University of Bath. Department of Social and Policy Sciences.
- Himmelweit Susan, Maria Sigala (2004) 'Choice and the relationship between identities and behaviour for mothers with pre-school children: some implications for policy from a UK study', ***Journal Of Social Policy***, 33 (3):455-478.
- Hirsch D (ed) (2000) 'Life after 50: issues for policy and research' York: York Publishing Services Limited.
- Hirst M (1998) "The health of informal carers: a longitudinal analysis" ***Working Paper***, no 1563, Social Policy Research Unit University of York
- Hirst Michael (1999) 'Informal care-giving in the life course', ***University Of York Social Policy Research Unit Working Paper***, 1633. York: University of York: Social Policy Research Unit.
- Hirst Michael (1999) 'The risk of informal care: an incidence study', ***University Of York Social Policy Research Unit Working Paper***, 1680. York: University of York: Social Policy Research Unit.
- Hirst Michael (2002 (May)) 'Costing adult care: comments on the ONS valuation of unpaid adult care', York: Social Policy Research Unit. University of York.
- Hirst M (2003) 'Caring-related inequalities in psychological distress in Britain during the 1990s', ***Journal Of Public Health Medicine***, 25:4, 336-343.
- Hirst Michael (2004 Jan.) 'Health inequalities and informal care: end of project report', York: Social Policy Research Unit. University of York.
- Hirst Michael (2004) 'Hearts and minds: the health effects of caring', Glasgow: Carers Scotland.
- Hirst Michael (2005) 'Carer distress: a prospective, population-based study' ***Social Science And Medicine***, 61: 697-708.
- Hirst Michael (2005) 'Estimating the prevalence of unpaid adult care over time', ***Research Policy And Planning***, 23 (1):[?].
- Hirst M 'Recent trends in informal care' – draft report: not for quotation, York: Social Policy Research Unit. University of York.
- Hirst Michael and Hilary Arksey, (2000) 'Informal carers count', ***Nursing Standard***, 14 (42):33-34.
- Hirst Michael, Hutton, Sandra (2001) 'Informal care over time', ***Research Works: Research Findings From The Social Policy Research Unit***, (Aug.):1-4.
- Hirst Michael, S Hutton and D Lawton (1999) 'Evaluation of currently available national survey data for monitoring outcomes of informal care', ***University Of York Social Policy Research Unit Working Paper***, 1697. York: University of York: Social Policy Research Unit.
- Hogan V (1999) "Estimating the Welfare Cost of Taxation in a Labour Market with Unemployment and Non-Participation". ***Dept of Economics, University College Dublin***, Working Paper No. 99/2,



- Hogan V (1999) "The Determinants of Reservation Wages." **Dept of Economics, University College Dublin**, Working Paper No. 99/16
- Hogan V (2003 Sept.) 'The welfare cost of taxation in a labour market with unemployment and non-participation', **Labour Economics**, 11: 4, 395-413.
- Hogan V (2004) 'Wage aspirations and unemployment persistence', **Journal Of Monetary Economics**, 51:8 (Nov),1623-1643.
- Holden K C (2000) 'The pattern and consequence of spouse and survivorship provisions in public retirement plans: a comparative study' **BHPS 2001 Conference: the 2001 British Household Panel Survey Research Conference**, 5-7 July 2001, Colchester, UK.
- Holland P J (2006) 'Social and economic **consequences** of chronic illness: evidence from longitudinal studies in Britain and Sweden -PhD Thesis-', Liverpool: University of Liverpool.
- Hollywood Emma, Ross Brown Mike Danson, Ronald McQuaid (2003) 'Older workers in the Scottish labour market: a new agenda' Stirling: Scotecon.
- Houston John, Anne Gasteen (2004) 'Do the qualified earn more in Scotland or NI?', **Labour Market Bulletin**, 18 (Nov):163-170.
- Houston John, Anne Gasteen, Carolyn Davidson (2005) 'Earnings returns to further education', *Changing Scotland: evidence from the British Household Panel Survey* by John F. Ermisch and Robert E. Wright (eds.), Ch. 12. Bristol: Policy Press. 185-198.
- Howarth C, P Kenway, G Palmer and R Miorelli (1998) 'Monitoring poverty and social exclusion 1999' York: Joseph Rowntree Foundation.
- Hughes Matthew, Jenny Church, Linda Zealey (eds.) (2009) 'Social trends: 2009 edition', Houndmills, Basingstoke: Palgrave Macmillan. 39.
- Humphreys K (1998) 'The latent Markov chain with multivariate random effects: and evaluation of instruments measuring labour market status in the British Household Panel Study' article, **Sociological Methods and Research**, 26, no 3, 269-299. Sage.
- Hutton S (2000) 'Early adult life, money and family support' **BHPS 2001 Conference: the 2001 British Household Panel Survey Research Conference**, 5-7 July 2001, Colchester, UK.
- Iacovou M (2004) 'Life chances: childhood experiences and later outcomes: the second age',. IN Stewart, Iain and Vaitilingham, Romesh (eds.) *Seven ages of man and woman: a look at life in Britain in the second Elizabethan era*,12-15 London: ESRC.
- Iacovou M, R Berthoud (2000) "Parents and employment: an analysis of low income families in the British Household Panel Survey" **Department Of Social Security Research Reports**, 107: Leeds: Department of Social Security
- Insalco, Franco 'Is there a wage premium for dangerous jobs?'
- Ip Chung Yan (2005) 'Changing nature of career? a study of work-life histories by using sequence methods' **BHPS-2005 Conference: the 2005 British Household Panel Survey Research Conference**, 30 June -2 July 2005, Colchester, UK,
- Ireland Paddy (2005) 'Shareholder primacy and the distribution of wealth', **Modern Law Review**, 68 (1):49-81.

- Ismail K, A Sloggett and B De Stavola (2000) "Do common mental disorders increase cigarette consumption? Results from five waves of a population based panel cohort". *Amer J Epidemiol* 152:651-7
- Jäckle Annette (2008) 'The causes of seam effects in panel surveys', ***ISER Working Papers***, 2008-14. Colchester: University of Essex.
- Jackle Annette, Heather Laurie, S C Noah Uhrig (2007) 'The introduction of dependent interviewing on the British Household Panel Survey', BHPS-2007 Conference: the 2007 British Household Panel Survey Research Conference, 5 July -7 July 2007, Colchester, UK,
- Jackle Annette, Peter Lynn (2005) 'Dependent interviewing and seam effects in work history data' ***BHPS-2005 Conference: the 2005 British Household Panel Survey Research Conference***, 30 June -2 July 2005, Colchester, UK
- Jacobs D (1998) "Social welfare systems in East Asia: a comparative analysis including private welfare" ***CASEpaper 10*** Centre for Analysis of Social Exclusion
- Jarvis S and S P Jenkins (1998) "How much income mobility is there in Britain" ***Economic Journal*** (Mar) :108 :428-443
- Jarvis S and S P Jenkins (1998) "Low income dynamics in 1990's Britain" ***IDS Bulletin*** Vol.29 No.1 pp.32-42
- Jarvis S and S P Jenkins (1999) 'Marital splits and income changes: evidence form the Brithsh Househld Panel Survey' ***Population Studies***, 53, 237-254. Population Investigation Committee.
- Jayawarna Dilani Julia Rouse (2007) 'Enterprise and the lifecourse of the entrepreneur and the household -abstract-', BHPS-2007 Conference: the 2007 British Household Panel Survey Research Conference, 5 July -7 July 2007, Colchester, UK,
- Jenkins S P. (2000) "The distribution of income by sectors of the population", ***DIW Discussion Papers***, 217: Berlin: Deutsches Institut fur Wirtschaftsforschung
- Jenkins S P (2000) 'Why are child poverty rates higher in Britain than Germany? a longitudinal perspective' ***BHPS 2001 Conference: the 2001 British Household Panel Survey Research Conference***, 5-7 July 2001, Colchester, UK.
- Jenkins Stephen P. (2002) 'Stata and the British Household Panel Survey' ***Economic Journal***, 112: no.478, 60-67.
- Jenkins Stephen P. (2003) 'Modelling household income dynamics' In *Family, household and work*, by Klaus F. Zimmermann and Michael Vogler (eds), Berlin: Springer: 95-134.
- Jenkins Stephen P (2008) 'Marital splits and income changes over the longer term', ***ISER Working Papers***, 2008-07. Colchester: University of Essex.
- Jenkins Stephen P (2008) 'Marital splits and income changes over the longer term', In *Changing relationships*, by Malcolm Brynin and John Ermisch (eds.), New York: Routledge. Ch.13: 217-236.
- Jenkins Stephen P, Lorenzo Cappellari (2008) 'The dynamics of social assistance receipt: measurement and modelling issues, with an application to Britain', ***ISER Working Papers***, 2008-34. Colchester: University of Essex.
- Jenkins Stephen P, Lorenzo Cappellari (2008) 'The dynamics of social assistance receipt: measurement and modelling issues, with an application to Britain', ***OECD Social, Employment And Migration Working Papers***, 67. Paris: OECD.

- Jenkins Stephen P, Lorenzo Cappellari (2008) 'The dynamics of social assistance receipt: measurement and modelling issues, with an application to Britain', **ECINEQ Working Paper Series**, 2008-101. Palma de Mallorca: Society for the Study of Economic Inequality ECINEQ.
- Jenkins Stephen P, Peter Lynn, Annette Jäckle and Emanuela Sala, (2008) 'The feasibility of linking household survey and administrative record data: new evidence for Britain', **International Journal Of Social Research Methodology**, 11 (1):29-43.
- Jenkins Stephen P and John Micklewright (ed.) (2007) 'Inequality and poverty re-examined', Oxford: Oxford University Press.
- Jenkins Stephen P and Lars Osberg (2005) 'Nobody to play with? the implications of leisure coordination' IN **The economics of time use** by Hamermesh, Daniel S & Pfann, Gerard A. (eds.), Ch. 5. Amsterdam: Elsevier. 113-146.
- Jenkins S P, J A Rigg (2004) 'Disability and disadvantage: section, onset, and duration effects', **Journal Of Social Policy**, 33: (Jul), 479-501 part 3.
- Jenkins S P, C Schluter, (2003 Spring) 'Why are child poverty rates higher in Britain than in Germany? a longitudinal perspective', **Journal Of Human Resources**, 38, no.2, 442-465.
- Jenkins Stephen P, Christian Schluter (2003) 'The dynamics of child poverty: Britain and Germany compared', **Journal Of Comparative Family Studies**, 34 (3):337-.
- Johnes Geraint (2007) 'The wage curve revisited: estimates from a UK panel', **Economics Letters**, 94 (3):414-420.
- Johnson Anthony. (2002) 'Researchers guide to using the British Household Panel Survey and other international longitudinal datasets', **Department For Work And Pensions Working Paper Series**, 5. London: Department for Work and Pensions.
- Johnson Richard (2000) 'Do state pensions crowd out private saving? Evidence from the raised state pension age for women in the UK', Essays on the causes and effects of Social Security Systems - thesis by Richard Johnson, Cambridge, Mass.: Harvard University.
- Johnston, J, Buck, Nick, Gershuny, Jonathan, Rose, David, Scott, J. (ed.) (1995) 'Changing households: the British Household Panel Survey, 1990-92 [review]', **British Review Of Economic Issues**, 17, no.43, 94-95.
- Johnston Ron, Kelvyn Jones, Carol Propper, Rebecca Sarker, Anne Bolster (2005) 'A missing level in the analyses of British voting behaviour: the household as context as shown by analyses of a 1992-1997 longitudinal survey', **Electoral Studies**, 24 (2):201-225.
- Johnston Ron; Kelvyn Jones, Carol Propper, Simon Burgess (2007) 'Region, local context, and voting at the 1997 general election in England', **American Journal Of Political Science**, 51 (3):640-654.
- Johnston R, C Pattie and J Charles (1996) "The Strength of Party Identification Among the British Electorate: an exploration" **Electoral Studies** (ISSN 0261-3794) 15, pp 295-309.
- Johnston R J and C J Pattie (1997) "Anchors aweigh: variations in strength of party identification and in socio-political attitudes among the British electorate 1991-1994" In C J Pattie, D T Denver, J Fisher and S Ludlam (editors) **British Elections and Parties Review 7** ISBN 0 7146 4860 4. Frank Cass, London, 42-56
- Johnston R and C J Pattie (1997) "Fluctuating party identification in Great Britain: patterns revealed by four years of a longitudinal survey". **Politics** 17, ISSN 0263-3957, 67-77

- Johnston R J, C J Pattie and J Charles (1998) "Inconsistency within consistency: changing attitudes and electoral behavior in Great Britain" ***Genetic, Social and General Psychology Monographs***, 124, 283-310 ISSN 8756-7547.
- Johnston R and C J Pattie (1999) "Feeling good and changing one's mind: a longitudinal investigation of voters' economic evaluations and partisan choices." ***Party Politics***, ISSN 1354-0668, 5, 39-54.
- Johnston R J and C J Pattie (1999) "Aspects of the inter-relationships of attitudes and behaviour as illustrated by a longitudinal study of British adults: 1 Interactions among attitudes and changing voting intentions" ***Environment and Planning A*** ISSN 0308 518X, 31, 899-924.
- Johnston R J and C J Pattie (1999) "Aspects of the inter-relationships of attitudes and behaviour as illustrated by a longitudinal study of British adults 2 Predicting voting intention, strength of party identification, and change in both" ***Environment and Planning A*** ISSN 0308 518X, 31, 1279-1294.
- Johnston R J and C J Pattie (1999) "Aspects of the inter-relationships of attitudes and behaviour as illustrated by a longitudinal study of British adults 3 Variation in individuals' attitudes over time and a cross-temporal ecological fallacy" ***Environment and Planning A*** ISSN 0308 518X, 31, 1773-1786.
- Johnston R and C J Pattie (2000) "Inconsistent individual attitudes within consistent attitudinal structures: comments on an important issue raised by John Bartle's paper on causal modelling of voting in Britain" ***British Journal of Political Science*** ISSN 0007-1234, 30, 361-374.
- Johnston R , C J Pattie, D F L Dorling, I MacAllister, H Tunstall and D J Rossiter (2001) "Social locations, spatial locations and voting at the 1997 British general election: evaluating the sources of Conservative support" ***Political Geography***, 20, ISSN 0962-6298, 85-112.
- Johnston Ron, Carol Propper, Simon Burgess, Rebecca Sarker, Anne Bolster, Kelvyn Jones (2005) 'Spatial scale and the neighbourhood effect: multinomial models of voting at two recent British general elections', ***British Journal Of Political Science***, 35 (3):487-514.
- Jones Andrew (2006) 'Allowing for heterogeneity in the decomposition of measures of inequality in health', ***Journal Of Economic Inequality***, 4 (3):347-365.
- Jones Andrew M, Angel Lopez Nicolas (2004) 'Measurement and explanation of socioeconomic inequality in health with longitudinal data' ***Health Economics***, 13: 1015-1030.
- Jones Andrew, Nigel Rice (2005) 'Using longitudinal data to investigate socioeconomic inequality in health', *Health policy and economics: opportunities and challenges*, edited by Peter C. Smith, Laura Ginnelly and Mark Sculpher, Maidenhead: Open University Press. Ch. 4: 88-120.
- Jones Andrew M, Nigel Rice, Paul Contoyannis (2006 forthcoming) 'The dynamics of health', *The Elgar companion to health economics*, edited by Andrew M. Jones, Cheltenham: Edward Elgar. Ch. 2.
- Jones Andrew M Nigel Rice, Teresa dUva Bago, Sylvia Balia (2007) 'Applied health economics', ***Routledge Advanced Texts In Economics And Finance***, London: Routledge.
- Jones Andrew M, John Wildman (2005 Oct.) 'Disentangling the relationship between health and income', ***HEDG Working Papers***, 05/07. York: Health, Econometrics and Data Group: University of York.
- Jones Andrew M, John Wildman (2007 Dec.) 'Health, income and relative deprivation: evidence from the BHPS', ***Journal Of Health Economics***, [Article in Press, Accepted Manuscript].

- Jones Melanie K, Richard J Jones, Philip D Murphy, Peter J Sloane (2007 (Feb.)) 'A persistence model of the National Minimum Wage', **IZA Discussion Papers**, 2595. Bonn: Institute for the Study of Labor.
- Jones R J, P J Sloane (2003) 'Low pay, higher pay and job satisfaction in Wales', **WELMERC Discussion Paper Series** 2003-5, Swansea: Welsh Economy and Labour Market Evaluation and Research Centre.
- Jones Richard J, Peter J Sloane (2004) 'Regional differences in job satisfaction: why are the Welsh so happy at work?', **WELMERC Discussion Paper Series**, 2004-05. Swansea: Welsh Economy and Labour Market Evaluation and Research Centre.
- Jones Richard J, Peter Sloane (2007) 'Low pay, higher pay and job satisfaction in Wales', **Spatial Economic Analysis**, 2 (2):197-214.
- Joshi, H (1998) "Gender Equity and Low Pay: a Note based on Britain" in C Lucifora and W Salverda (eds) Policies for Low Wage Employment and Social Exclusion, Milan: Franco Agneli, 141-147.
- Joshi, H and H B Davies (2000) "The price of parenthood and the value of children" in N Fraser and J Hills (eds) Making economic policy in the 21<sup>st</sup> Century: Essays in Honour of Henry Neuberger. Policy Press, Bristol 63-76.
- Kamerade Daiga (2007) 'Working at home and involvement in voluntary groups: a gender perspective (preliminary findings)', BHPS-2007 Conference: the 2007 British Household Panel Survey Research Conference, 5 July -7 July 2007, Colchester, UK,
- Kan M (2000) 'Gender asymmetry in the division of domestic labour' **BHPS 2001 Conference: the 2001 British Household Panel Survey Research Conference**, 5-7 July 2001, Colchester, UK.
- Kan Man-Yee (2005 Nov.) 'Work orientation and wife's employment careers: an evaluation of Hakim's preference theory', **ISER Working Papers**, 2005-27. Colchester: Institute for Social and Economic Research: University of Essex.
- Kan Man-Yee (2006) 'Symmetrical relationships? Influences of partners' characteristics on each other's housework participation and political choice -PhD Thesis-', Oxford: University of Oxford.
- Kan Man-Yee (2007) 'Work orientation and wives' employment careers: an evaluation of Hakim's preference theory', **Work And Occupations**, 34 (4):430-462.
- Kan Man-Yee (2008) 'Does gender trump money? Housework hours of husbands and wives in Britain', **Work Employment And Society**, 22 (1):45-66.
- Kan Man-Yee, Jonathan Gershuny (2006 Feb.) 'Human capital and social position in Britain: creating a measure of wage-earning potential from BHPS data', **ISER Working Papers**, 2006-3. Colchester: Institute for Social and Economic Research: University of Essex.
- Kan Man-Yee, Jonathan Gershuny (2008) 'Gender and time use over the life course', In Changing relationships, by Malcolm Brynin and John Ermisch (eds.), New York: Routledge. Ch.9: 146-160.
- Kan Man-Yee, Jonathan Gershuny (2009) 'Calibrating stylised time estimates using UK diary data', **Social Indicators Research**, 93 (1):239-243.
- Kan, Man-Yee, A Heath, (2003 June) 'The political attitudes and choices of husbands and wives', **Crest Working Paper Series**, 103. London: Nuffield College SCPR.

- Kan Man-Yee, A Heath (2006) 'The political values and choices of husbands and wives', ***Journal Of Marriage And The Family***, 68 (1):70-86.
- Kan Man-Yee, Heather Laurie (2007) 'The distribution of financial savings, wealth and debts within married and cohabiting couples -abstract-', BHPS-2007 Conference: the 2007 British Household Panel Survey Research Conference, 5 July -7 July 2007, Colchester, UK,
- Kan Man-Yee Stephen Pudney (2007) 'Measurement error in stylised and diary data on time use', ***ISER Working Papers***, 2007-3. Colchester: University of Essex.
- Kan Man Yee, Stephen Pudney (2008) 'Measurement error in stylised and diary data on time use', ***Sociological Methodology***, 38 (1):101-132.
- Kaiser, Lutz C. and Thomas Siedler (2000) "Exits from unemployment spells in Germany and the United Kingdom" ***EPAG Working Papers***, 7: Colchester: University of Essex
- Karagiannaki Eleni (2009 Jan.) 'The effect of health on consumption decisions in later life: evidence from the UK', ***CASEpapers***, CASE/136. London: Centre for Analysis of Social Exclusion: an ESRC Research Centre.
- Karlsson Martin, Les Mayhew, Ben Rickayzen (2009) 'Individualised life tables: investigating dynamics of health, work and cohabitation in the UK', ***Journal Of Population Ageing***, 1 (2-4):153-191.
- Kellard K. R Walker, K Ashworth, M Howard and W C Liu, "Staying in Work: Thinking About a New Policy Agenda". ***DfEE Research Report RR264***.
- Kelly M (2008) 'Estimation of synthetic neighbourhood boundaries for multilevel analysis of the contextual determinants of mental health and investigation of associated methodological issues -PhD Thesis-', Cardiff: University of Wales.
- Kelly Mark J, Frank D Dunstan, Keith Lloyd and David L Fone (2008) 'Evaluating cutpoints for the MHI-5 and MCS using the GHQ-12: A comparison of five different methods', ***BMC Psychiatry***, 8 (10).
- Kempson E, S McKay, M Willitts (2004) 'Characteristics of families in debt and the nature of indebtedness', ***Department For Work And Pensions Research Reports***, 211. London: Corporate Document Services.
- Kenjoh, Eiko (2003 June) 'Women's employment around birth of the first child in Britain, Germany, The Netherlands, Sweden and Japan', ***BHPS-2003 Conference: the 2003 British Household Panel Survey Research Conference***, 3-5 July 2001, Colchester, UK,
- Kenjoh E (2003) 'Family policy and below replacement fertility: household panel data analyses on timing of maternity in Britain, Germany, The Netherlands and Sweden (in Japanese)', ***Mita Business Review (Mita Shogaku Kenkyu)***, 46: no.3, 127-147.
- Kenjoh Eiko (2005) 'New mothers' employment and public policy in the UK, Germany, the Netherlands, Sweden, and Japan', ***Labour: Review Of Labour Economics And Industrial Relations***, 19 (s1):5-49.
- Kenjoh Eiko (2007) 'Employment options: Japan in comparative perspective'. In *Political economy of Japan's low fertility*, by Frances McCall Rosenbluth (ed.), Stanford: Stanford University. Ch. 5:112-130.

- Kenjoh E, S S Gustafsson, C Wetzels (2003) 'Standard and nonstandard work arrangements in the Netherlands, Sweden, Britain and Germany: employment choices and wage differences (in Japanese)', IN Machiko Osawa and Susan Houseman (eds.) *The Future of working life: a comparison of nonstandard work arrangements in Japan, Europe, and the United States*, (Hataraki-kata no Mirai: Hi-tenkei Rodo no Nichi-Bei-Ou Hikaku, in Japanese), The Japan Institute of Labour, 2003
- Khoman Ehsan, James Mitchell and Martin Weale (2008) 'Incidence-based estimates of life expectancy of the healthy for the UK: coherence between transition probabilities and aggregate life-tables', *Journal Of The Royal Statistical Society Series A* (STATISTICS IN SOCIETY), 171 (1):203-222.
- Kiernan K (1998) "Who divorces and the legacy of parental divorce. In Persistent Poverty and Lifetime Inequality: the Evidence" Proceedings of Treasury Workshop. **CASE** Report 5 and HM Treasury Occasional paper No. 10
- Kiernan K (1999) "Cohabitation in Western Europe" *Population Trends* No 96 25-32
- Kiernan K (1999) "Childbearing outside marriage in Western Europe" *Population Trends* 98 11-20
- Kiernan K (2000) "European Perspectives on Union Formation" In Eds L. Waite, C. Bachrach, M.Hindin, E. Thomson, and A. Thornton *Ties that Bind: Perspectives on Marriage and Cohabitation*. Hawthorne: Aldine de Gruyter.
- Kiernan K (2001) "The rise of cohabitation and childbearing outside of marriage in Western Europe" *International Journal of Law, Policy and the Family* 15:1, 1-21
- Kiernan K (2001) "Non-marital childbearing: a European Perspective" In Eds L.Wu and B. Wolfe *Out of Wedlock: Causes and Consequences of Non-Marital Fertility* Non-marital fertility Russell Sage Foundation
- Kiernan K (forthcoming) "Cohabitation in Western Europe: trends, issues and implications" In Eds A. Booth and A. Crouter *Just Living Together: Implications of Cohabitation on Families, Children and Social Policy* Lawrence Erlbaum Associates,
- Kiernan K and G Mueller (1998) 'Divorced and who divorces?', *CASEpapers*, 7. London: Centre for Analysis of Social Exclusion: and ESRC Research Centre.
- Kiernan Kathleen E, Ganka Mueller (1999) 'Who divorces?', *Changing Britain: families and households in the 1990s* by Susan McRae (ed.), Oxford: Oxford University Press, Ch. 16. 377-403.
- King Derek, Elias Mossialos (2005) 'The determinants of private medical insurance prevalence in England, 1997-2000' *Health Services Research*, 40:1 195-212.
- Kirsanova T, J Sefton, M Weale (2002) 'Playing the generation game: a re-examination of saving behaviour around retirement', *National Institute of Economic and Social Research Discussion Paper Series*, 200. National Institute of Economic and Social Research.
- Kirsanova Tatiana, James Sefton (2005) 'A comparison of national saving rates in the UK, US and Italy: data appendix', Exeter: Unpublished.
- Klaveren Chris, Bernard Praag and Henriette Maassen van den Brink (2008) 'A public good version of the collective household model: an empirical approach with an application to British household data', *Review Of Economics Of The Household*, 6 (2):169-191.
- Kodz J (2003 Nov.) 'Working long hours: a review of the evidence: volume 1: main report', *Employment Relations Research Series*, 16. London: Department of Trade and Industry.

- Kodz J, S Davis, E Sheppard, J Rick, M Strebler, P Bates, J Cummings, N Meager, D Anxo, S Gineste, R Trinczek (2003) 'Working long hours in the UK', ***DTI Employment Relations Research Series***, 16. London: Department of Trade and Industry.
- Koevoets Wim (2007) 'Union wage premiums in Great Britain: coverage or membership?', ***Labour Economics***, 14 (1):53-71.
- Kogan Irena (2004) 'Labour market careers of immigrants in Germany and the United Kingdom', ***Journal Of International Migration And Integration***, 5 (4):417-447.
- Koo A (2003 July) 'Social inequality and differential educational plans', ***BHPS-2003 Conference: the 2003 British Household Panel Survey Research Conference***, 3-5 July 2001, Colchester, UK
- Koo Anita, Tak Wing Chan (2007) 'Parenting style in Britain -abstract-', BHPS-2007 Conference: the 2007 British Household Panel Survey Research Conference, 5 July -7 July 2007, Colchester, UK,
- Kotler-Berkowitz, Laurence A. (2001) 'Religion and voting behaviour in Great Britain: a reassessment', ***British Journal Of Political Science***, 31, no.3, 523-554.
- Kreyenfeld Michaela, Cordula Zabel (2005) 'Female education and the second child: Great Britain and Western Germany compared', ***Schmollers Jahrbuch Journal Of Applied Social Science Studies***, 125 (1):145-156.
- Kreyenfeld Michaela, Cordula Zabel (2007) 'Determinants of second birth risks in Great Britain and West Germany -abstract-', BHPS-2007 Conference: the 2007 British Household Panel Survey Research Conference, 5 July -7 July 2007, Colchester, UK,
- Kuhn Peter 'Is monopsony the right way to model labor markets? A review of Alan Manning's monopsony in motion', ***International Journal Of The Economics Of Business***, 11 (3):369-378.
- La Parra Daniel and Miguel Angel Mateo (2008) 'Health status and access to health care of British nationals living on the Costa Blanca, Spain', ***Ageing And Society***, 28 (1):85-102.
- Lambert P (2000) 'Individuals in Household panel surveys: dealing with person-group clustering in individual level statistical models using BHPS data' ***BHPS 2001 Conference: the 2001 British Household Panel Survey Research Conference***, 5-7 July 2001, Colchester, UK.
- Lambert Paul S. (2006) 'The British Household Panel Survey: introduction to a longitudinal data resource', ***Longitudinal Data Analysis For Social Science Researchers Working Papers***, 2006-2. Stirling: University of Stirling.
- Lambert Paul, Kenneth Prandy, Wendy Bottero (2007) 'By slow degrees: two centuries of social reproduction and mobility in Britain', ***Sociological Research Online***, 12 (1).
- Lambert Paul, Kenneth Prandy and Wendy Bottero (2007) 'Is social mobility an echo of educational mobility? Parents' educations and occupations and their children's occupational attainment', ***Sociological Research Online***, 12 (5).
- Lang P (1999) "The Comprehensive School Experiment Revisited: Evidence from Western Europe" 2nd edition (article)
- Laurie, Heather, (1992) "Multiple Methods in the Study of Household Resource Allocation", in Brannen, J (ed) ***Mixing Methods: Qualitative and Quantitative Research***. UK: Avebury
- Laurie Heather, (1998) 'Women's employment patterns and money within marriage: a longitudinal perspective'.



- Laurie Heather (2007) 'The effect of increasing financial incentives in a panel survey: an experiment on the British Household Panel Survey, Wave 14', **ISER Working Papers**, 2007-5. Colchester: University of Essex.
- Laurie Heather, L Corti, S Dex (1993) "Highly Qualified Women" London: **Employment Department Research Series**, 50
- Laurie, Heather, U Kelle (1995) "Computer Use in Qualitative Research and Issues of Validity", in Kelle U. (ed). **Qualitative Methodology and Computers**. London: Sage.
- Laurie Heather, Peter Lynn (2008) 'The use of respondent incentives on longitudinal surveys', **ISER Working Papers**, 2008-42. Colchester: University of Essex.
- Laurie Heather, Peter Lynn (2009) 'The use of respondent incentives on longitudinal surveys', In Methodology of longitudinal surveys, by Peter Lynn (ed.), Chichester: Wiley. Ch.12: 205-233.
- Laurie, Heather, D Rose, B Whelan, J Williams (1993) "Comparing Household Allocative Systems in Britain and Ireland: A Preliminary Investigation", **Discussion Papers of the ESRC Research Centre on Micro-social Change**
- Laurie Heather, R Smith, L Scott (1996) "Maintaining high response in a panel survey" in Banks, R (ed) **Survey and statistical computing 1996: proceedings of the second ASC international conference, Imperial College, London, UK**, September 11-13 :111-121
- Laurie Heather, R Smith, L Scott (1997) "Minimising non-response in a panel survey" **in Symposium 96: nonsampling errors: proceedings: Statistics Canada**: 93-106
- Laurie, Heather, R Smith, L Scott (1999) "Strategies for reducing nonresponse in a longitudinal panel survey" **Journal Of Official Statistics**, 15, no 2, 269-282.
- Laurie, Heather, O Sullivan (1991) "Combining Qualitative and Quantitative Data in the Longitudinal Study of Household Allocations", **The Sociological Review**. 39:(1) 113-130
- Layard Richard, Guy Mayraz, Stephen Nickell (2007) 'The marginal utility of income', **CEPR Discussion Paper Series**, 784. London: London School of Economics: Centre for Economic Performance.
- Layard Richard, Guy Mayraz, Stephen Nickell (2008) 'The marginal utility of income', **Journal Of Public Economics**, 92 (8-9):1846-1857.
- Layte R and C T Whelan (2001) 'Cumulative disadvantage or individualisation? a comparative analysis of poverty risk and incidence' **BHPS 2001 Conference: the 2001 British Household Panel Survey Research Conference**, 5-7 July 2001, Colchester, UK.
- Lebo M (2000) 'Imperfect memory and the British electorate – evidence of partisan instability from the British Household Panel Study' **BHPS 2001 Conference: the 2001 British Household Panel Survey Research Conference**, 5-7 July 2001, Colchester, UK.
- Leece, D. (1997) Mortgage Design in the 1990s: Theoretical and Empirical Issues, **Journal of Property Finance**, 8(3): 226-245
- Leece, David (1999) "Applying data visualization and knowledge discovery in databases to segment the market for risky financial assets" **Managerial And Decision Economics**, 20: 267-280: John Wiley
- Leece, David (2000) 'Household choice of fixed versus floating rate debt: a binomial probit with correction for classification error', **Oxford Bulletin Of Economics And Statistics**, 62, no.1, 60-82.

- Leicester Andrew, Zoe Oldfield (2009) 'An analysis of consumer panel data', **IFS Working Paper Series**, W09/09. London: Institute for Fiscal Studies.
- Leicester Andrew, Frank Windmeijer (2004 June) 'The 'fat tax': economic incentives to reduce obesity', **IFS Briefing Notes**, 49. London: Institute for Fiscal Studies.
- Leontaridi, Rannia M (2002 Dec.) 'Career, experience and returns to human capital: is the dual labour market hypothesis relevant for the UK?', **Research In Economics**, 56:4, 399-426.
- Leontaridi, Rannia M, P Sloane, (2003 July) 'Low pay, higher pay, earnings mobility and job satisfaction', **BHPS-2003 Conference: the 2003 British Household Panel Survey Research Conference**, 3-5 July 2001, Colchester, UK
- Leontaridi Rannia M, Peter J Sloane (2005) 'Low pay, higher pay and job satisfaction' IN **Changing Scotland: evidence from the British Household Panel Survey** by John F. Ermisch and Robert E. Wright (eds.), Ch. 13. Bristol: Policy Press. 199-210.
- Leschinsky, Achim, Karl Ulrich Mayer (ed.) (1999) **The comprehensive school experiment revisited: evidence from Western Europe**, 2nd ed.enl. Peter Lang
- Li Y, A Pickles, M Savage (2003 July) 'Conceptualising and measuring social capital: a new approach', **BHPS-2003 Conference: the 2003 British Household Panel Survey Research Conference**, 3-5 July 2001, Colchester, UK,
- Li Y, A Pickles, M Savage [2003] 'Social capital dimensions, social trust and quality of life in Britain in the late 1990s', mimeo
- Li Yaojun, Fiona Devine, Anthony Heath (2008 Dec.) 'Equality group inequalities in education, employment and earnings: a research review and analysis of trends over time', **EHRC Research Report Series**, 10. Manchester: Equality and Human Rights Commission.
- Li Yaojun, Andrew Pickles, Mike Savage (2005 Apr.) 'Social capital and social trust in Britain' **European Sociological Review**, 21: no.2, 109-123.
- Li Y J, M Savage, G Tampubolon, A Warde, M Tomlinson (2002) 'Dynamics of social capital: trends and turnover in associational membership in England and Wales, 1972-1999', **Sociological Research Online**, 7:3 U97-U132.
- Liao T.F. (2005) 'Assessing hidden bias in the estimation of causal effect in longitudinal data by using a matching estimator with Rosenbaum bounds' **BHPS-2005 Conference: the 2005 British Household Panel Survey Research Conference**, 30 June -2 July 2005, Colchester, UK.
- Lichtwardt Beate (2009) 'Essays on the value of qualification and ways of measuring overqualification: Great Britain and West Germany, 1991-2004 -MPhil Thesis-', Colchester: University of Essex. Institute for Social and Economic Research.
- Lillard Dean R (2005) 'You can't always get what you want: observations on self-reported satisfaction, consumption, and underlying utility' **BHPS-2005 Conference: the 2005 British Household Panel Survey Research Conference**, 30 June -2 July 2005, Colchester, UK.
- Lillard, Dean R, R V Burkhauser (2003 July) 'Income inequality and health: a longitudinal analysis - draft: do not quote without authors' permission-', **BHPS-2003 Conference: the 2003 British Household Panel Survey Research Conference**, 3-5 July 2001, Colchester, UK,
- Lillard Dean R, Richard V Burkhauser (2005) 'Income inequality and health: a cross-country analysis', **Schmollers Jahrbuch**, 125 (1):109-118.

- Lillard Dean R, Hua Wang (2007) 'A heap of trouble? Accounting for mismatch bias in retrospective data -abstract-', BHPs-2007 Conference: the 2007 British Household Panel Survey Research Conference, 5 July -7 July 2007, Colchester, UK,
- Lindley Joanne and Paula K Lorgelly (2005) 'The relative income hypothesis: does it exist over time? Evidence from the BHPs', **Sheffield Economic Research Paper Series**, 2005013. Sheffield: University of Sheffield. Department of Economics.
- Lindley Joanne, Steven McIntosh (2008) 'A panel data analysis of the incidence and impact of over-education', **Sheffield Economic Research Paper Series**, 2008009. Sheffield: University of Sheffield. Department of Economics.
- Lipps Oliver (2009 Mar.) 'Attrition of households and individuals in panel surveys', **SOEP Papers on Multidisciplinary Panel Data Research**, 164. Berlin: Deutsches Institut für Wirtschaftsforschung.
- Lira Cristina (2005) 'The role of network resource in households' saving decisions' **BHPs-2005 Conference: the 2005 British Household Panel Survey Research Conference**, 30 June -2 July 2005, Colchester, UK.
- Lissenburgh S `Gender discrimination in the labour market: evidence from the BHPs and EIB surveys' Institute for Public Policy Research.
- Lloyd James (2007) 'Asset accumulation in focus: the challenges ahead', London: International Longevity Centre UK.
- Lloyd James (2008) 'Navigating the age of inheritance: a report of research carried out by the National Centre for Social Research on behalf of the ILC-UK', London: International Longevity Centre UK.
- Lloyd James (2008) 'A National Care Fund for long-term care', London: International Longevity Centre UK.
- Lloyd Katrina and Paula Devine (2006) 'Parenting practices in Northern Ireland: evidence from the Northern Ireland Household Panel Survey', *Child Care In Practice*, 12 (4):365-376.
- London Economics and PPP Healthcare (1998) **Economics of informal care: a report by London Economics to Carers National Association** London Economics
- Lorgelly Paula K, Joanne Lindley (2007 (Apr.)) 'What is the relationship between income inequality and health? Evidence from the BHPs', **Health Economics**, (Early View).
- Lucas Richard E (2007) 'Adaptation and the set-point model of subjective well-being: does happiness change after major life events?', **Current Directions In Psychological Science**, 16 (2):75-79.
- Ludbrook, Anne, M Mwale, I Theodossiou (2003 July) 'Measuring health impacts of income change from BHPs data: choice of health measure matters -work in progress do not cite-', **BHPs-2003 Conference: the 2003 British Household Panel Survey Research Conference**, 3-5 July 2001, Colchester, UK,
- Ludbrook Anne, I Theodossiou, V Gerova (2005) 'Health and deprivation' IN **Changing Scotland: evidence from the British Household Panel Survey** by John F. Ermisch and Robert E. Wright (eds.), Ch. 7. Bristol: Policy Press. 99-112.
- Lutz, Debbie (1994) **Respondent relations in longitudinal surveys**. Ottawa: Statistics Canada
- Lydon, Remonn and Arnaud Chevalier, (2002) 'Estimates of the effect of wages on job satisfaction', **CEPR Discussion Papers**, 0531. London: Centre for Economic Performance.

- Lynn Peter (2004) 'Editorial: measuring and communicating survey quality', ***Journal Of The Royal Statistical Society Series A (Statistics In Society)***, 167 (4):575-578.
- Lynn Peter (ed.) (2006) 'Quality profile: British Household Panel Survey. Version 2: waves 1 to 13: 1991-2003', Colchester: University of Essex. Institute for Social and Economic Research.
- Machin Stephen (2003) 'Higher education, family income and changes in intergenerational mobility', IN Dickens, Richard Gregg, Paul and Wadsworth, Jonathan (eds.) *The labour market under new labour: the state of working Britain*, Ch. 18, 280-290 Basingstoke: Palgrave Macmillan.
- Machin Stephen (2007) 'Education expansion and intergenerational mobility in Britain'. In *Schools and the equal opportunity problem*, by Ludger Woessmann and Paul E. Peterson (eds.), Cambridge, Mass.: MIT Press. Ch.2: 29-50.
- Machin Stephen (2008) 'The new economics of education: methods, evidence and policy', ***Journal Of Population Economics***, 21 (1):1-19.
- Machin Stephen and Anna Vignoles (2004) 'Educational inequality: the widening socio-economic gap', ***Fiscal Studies***, 25 (2):107-128.
- Machin, Stephen and J Waldfogel (1994) "The Decline of the Male Breadwinner" London School of Economics ***Sticerd Welfare State Programme Discussion Paper Series***, Wsp-103
- Mack D (1992) 'DAI models of organisations: report to the British Household Panel Study'.
- MacLeod Flora and Paul Lambe 'Dynamics of adult participation in part-time education and training: results from the British Household Panel Survey', ***Research Papers In Education***, 23 (2):231-241.
- Macleod Flora, Paul Lambe (2006) 'Who amongst initial phase leavers in England is least likely to return to adult learning? Evidence from the BHPS cohort 1997 leavers', British Educational Research Association Annual Conference, 6-9 July 2006, University of Warwick,
- MacLeod Flora, Paul Lambe (2007) 'Patterns and trends in part-time adult education participation in relation to UK nation, class, place of participation, gender, age and disability, 1998-2003', ***International Journal Of Lifelong Education***, 26 (4):399-418.
- MacLeod Flora, Paul Lambe (2007) 'Role configurations and pathways: a latent structure approach to studying formal learning in the life course -abstract-', BHPS-2007 Conference: the 2007 British Household Panel Survey Research Conference, 5 July -7 July 2007, Colchester, UK,
- Magadi Monica, Sue Middleton (2006) 'Britain's poorest children revisited: evidence from the BHPS (1994-2002)', ***Centre For Research In Social Policy -Publications- CRSP***, 3. Leicester: Save the Children.
- Malo Miguel A., Fernando Munoz-Bullon (2003 Sept.) 'Long-term effects of involuntary job separations on labour careers', ***Universidad Carlos III De Madrid: Sección De Organización De Empresas De Getafe Working Papers (Business Economics Series)***, 03-42. Madrid: Universidad Carlos III de Madrid: Sección de Organización de Empresas de Getafe.
- Malo Miguel A., Fernando Munoz-Bullon (2004 Mar.) 'Career breaks of women due to family reasons: a long-term perspective using retrospective data', ***Universidad Carlos III De Madrid: Sección De Organización De Empresas De Getafe Working Papers (Business Economics Series)***, 04-18. Madrid: Universidad Carlos III de Madrid: Sección de Organización de Empresas de Getafe.

- Malo Miguel A, Fernando Munoz-Bullon (2007) 'Breaks in women's careers due to family reasons: a long-term perspective', **Universidad Carlos III De Madrid: Departamento De Economía De La Empresa: Business Economics Working Papers**, 07-01. Madrid: Universidad Carlos III de Madrid: Sección de Organización de Empresas de Getafe.
- Malo Miguel A; Fernando Munoz-Bullon (2007 (May)) 'Long-term effects of involuntary job separations on labour careers', **Journal Of Socio-Economics**, [In press, corrected proof], doi:10.1016/j.socec.2006.12.048.
- Malo Miguel and Fernando Munoz-Bullon (2008) 'Women's family-related career breaks: a long-term British perspective', **Review Of Economics Of The Household**, 6 (2):127-167.
- Manning, Alan (2003 Apr.) 'The real thin theory: monopsony in modern markets', **Labour Economics**, 10: no.2.
- Manning A, H Robinson (2000) 'Something in the way she moves: a new decomposition of the male-female wage gap -mimeo-', Cardiff: Cardiff Business School.
- Manning A, H Robinson (2004) 'Something in the way she moves: a fresh look at an old gap', **Oxford Economic Papers**, 56: 169-188.
- Manning Alan, Joanna Swaffield (2005) 'The gender gap in early-career wage growth', **Centre For Economic Performance Discussion Papers**, 0700. London: London School of Economics.
- Manning Alan and Joanna Swaffield (2008) 'The gender gap in early-career wage growth', **Economic Journal**, 118 (530):983-1024.
- Manquilef-Bächler Alejandra A, Wiji Arulampalam, Jennifer C Smith (2009 Apr.) 'Differences in decline: quantile regression analysis of union wage differentials in the United Kingdom, 1991-2003', **IZA Discussion Papers**, 4138. Bonn: Forschungsinstitut zur Zukunft der Arbeit Institute for the Study of Labor.
- Martinez-Granado, Maite (2002 Nov.) 'Self-employment and labour market transitions: a multiple state model', **CEPR Discussion Paper Series**, 3661. London: Centre for Economic Policy Research.
- Mattil Birgit (2006) 'Pension systems: sustainability and distributional effects in Germany and the United Kingdom', **Contributions To Economics**, New York: Physica-Verlag.
- May Orla, Merxe Tudela (2005) 'When is mortgage indebtedness a financial burden to British households? a dynamic probit approach' **BHPS-2005 Conference: the 2005 British Household Panel Survey Research Conference**, 30 June -2 July 2005, Colchester, UK, Colchester:
- May Orla, Merxe Tudela, Garry Young (2004) 'British household indebtedness and financial stress: a household-level picture', **Bank Of England Quarterly Bulletin**, 44 (4):414-428.
- McCarthy David (2009) 'Investment guarantees for personal accounts', **Department For Work And Pensions Working Paper Series**, 62. Norwich: HMSO.
- McCartney Ian (2007) 'Work and Pensions - 'Opportunity for All': Members in the Commons Hansard written answers text for 24 October 2002', Hansard (House of Commons Daily Debates), 485W (column no.). London: TSO.
- McCausland W D, K Pouliakas, I Theodossiou, I. (2005) 'Some are punished and some are rewarded: a study of the impact of performance pay on job satisfaction', **International Journal Of Manpower**, 26 (7-8):636-659.

- McCausland W D, K Pouliakas, I Theodossiou . (2007) 'Some are punished and some are rewarded: a study of the impact of performance pay on job satisfaction', **University Of Aberdeen Business School: Centre For European Labour Market Research Discussion Paper**, 2007-06. Aberdeen: University of Aberdeen.
- McCulloch Andrew (2000) 'Psychiatric morbidity and non-ignorable attrition from the British Household Panel Study' **BHPS 2001 Conference: the 2001 British Household Panel Survey Research Conference**, 5-7 July 2001, Colchester, UK.
- McCulloch Andrew (2000) 'An investigation of health and attrition in the British Household Panel Study (preliminary draft)', Wiesbaden: Statistisches Bundesamt.
- McCulloch Andrew (2001) 'Ward-level deprivation and individual social and economic outcomes in the British Household Panel Study' **Environment and Planning**, 33, no 4, 667-684. Pion.
- McCulloch, Andrew (2001) 'Reply: ward-level deprivation and individual social and economic outcomes in the British household Panel Study', **Environment And Planning: A**, 33, 1365-1369.
- McCulloch Andrew (2001) 'Social environments and health: cross sectional national survey' **British Medical Journal**, 323, 208-209.
- McCulloch, Andrew (2001) 'How much does place matter? ward-level deprivation and individual social and economic outcomes in the British Household Panel Study:
- McCulloch, Andrew (2003) 'Local labour markets and individual transitions into and out of poverty: evidence from the British Household Panel Study waves 1 to 8', **Environment And Planning: A**, 35: 551-568.
- McCulloch, Andrew, H Joshi (2001) "Neighbourhood and family influences on the cognitive ability of children in the British National Child Development Study" **Social Science and Medicine** 53, 579-591 Working paper 00-24 not using BHPS data
- McCulloch, Andrew, H Joshi (forthcoming) "Child Development and Family Resources: as exploration of evidence from the second generation of the 1958 Birth Cohort" **Journal of Population Economics**. Working paper 99-15
- McGinnity F (2001) "Who Benefits? A Comparison of Welfare and Outcomes for the Unemployed in Britain and Germany". Unpublished doctoral thesis, Oxford: Nuffield College.
- McGinnity, Frances (2002) 'The labour-force participation of the wives of unemployed men: comparing Britain and West Germany using longitudinal data', **European Sociological Review**, 18, no.4, 473-488.
- McGinnity Frances (2007) 'Paying the price for reconciling work and family life: comparing the wage penalty for women's part-time work in Britain, Germany and the United States', **Journal Of Comparative Policy Analysis: Research And Practice**, 9 (2):115-134.
- McGregor P, P McKee, C O'Neill (2007 (Apr.)) 'The role of non-need factors in individual GP utilisation analysis and their implications for the pursuance of equity: a cross-country comparison', **European Journal Of Health Economics**, (Online First), DOI 10.1007/s10198-007-0053-6.
- McGuinness Seamus, Jessica Bennett (2005) 'Intra and inter-generational changes in the returns to schooling 1991-2002', **ERINI Working Papers**, 6. Belfast: The Economic Research Institute of Northern Ireland (ERINI).
- McGuinness Seamus, Jessica Bennett (2009) 'Changes in the returns to schooling 1991-2002: evidence from the British Household Panel Survey', **Education Economics**, 17 (2):167-184.

- McKay Stephen (2005) 'Debt: envy, penury or necessity?', *Seven Deadly Sins: A new look at society through an old lens* by Iain Stewart and Romesh Vaitilingam (eds), Swindon: ESRC. 28-31.
- McKay, Stephen, E Kempson (2003) 'Savings and life events', **Department For Work And Pensions Research Reports**, 194. London: Corporate Document Services.
- McKnight A, P Elias and R Wilson (1998) **Low pay and the national insurance system: a statistical picture** Equal Opportunities Commission
- McManus Patricia (2007) 'Married women's work trajectories and income inequality in Germany, Great Britain and the United States -abstract-', BHPs-2007 Conference: the 2007 British Household Panel Survey Research Conference, 5 July -7 July 2007, Colchester, UK,
- McRae S (1999) 'Changing Britain: families and households in the 1990s' Oxford: Oxford University Press.
- Meads A R J (2007) 'Choice, constraint, class and culture: an evaluation of British women's work-family choices, 1991-2003 -PhD Thesis-', Bath: University of Bath.
- Meager Nigel (2008) 'Self-employment dynamics and 'transitional labour markets': some more UK evidence', In *Flexibility and employment security in Europe: labour markets in transition*, by Ruud J.A. Muffels (ed.), Ch.8: 195-222. Cheltenham: Edward Elgar.
- Meen, Geoffrey and Mark Andrew (1999) "Spatial structure and social exclusion" **University Of Reading Department Of Economics Discussion Papers**, 140: Reading: University of Reading
- Meen Geoffrey and Mark Andrew (2008) 'Planning for housing in the post-Barker era: affordability, household formation, and tenure choice', *OXFORD REVIEW OF ECONOMIC POLICY*, 24 (1):79-98.
- Meier E, C Moy. (1999) 'Social classifications: a new beginning or less of the same?', **Journal Of The Market Research Society**, 41:2(Apr.), 135-151.
- Melero Eduardo (2004 Nov.) 'Evidence on training and career paths: human capital, information and incentives' **IZA Discussion Papers**, 1377. Bonn: Forschungsinstitut zur Zukunft der Arbeit Institute for the Study of Labor.
- Mendolia Silvia (2009) 'The impact of job loss on family mental health', Australian Social Policy Conference, 8-10 July 2009, University of New South Wales, Sydney, Australia
- Mentzakis Emmanouil, Mirko Moro (2009) 'The poor, the rich and the happy: exploring the link between income and subjective well-being', **Journal Of Socio-Economics**, 38 (1):147-158.
- Michalopoulos, Charles and Tracey Hoy (2001) 'When financial incentives pay for themselves: interim findings from the self-sufficiency project's applicant study', Ottawa: SRDC.
- Michalopoulos, Charles, Doug Tattrie, Cynthia Miller, Philip K Robins, Pamela Morris, David Gyarmati, Cindy Redcross, Kelly Foley and Reuben Ford (2002) 'Making work pay: final report on the self-sufficiency project for long-term welfare recipients', Ottawa, Ontario: SRDC.
- Middleton Sue, Ruth Hancock, Karen Kellard, Jacqueline Beckhelling, Viet-Hai Phung, Kim Perren (2007) 'Measuring resources in later life: a review of the data', York: Joseph Rowntree Foundation.
- Miles, D K and J A Sefton (2002) 'Optimal social security design', **Centre For Economic Performance Discussion Paper**, 3290. London: Centre for Economic Performance.

- Mills Melinda, Hans Peter Blossfeld, Erik Klijzing (2005) 'Becoming an adult in uncertain times: a 14-country comparison of the losers of globalization', In Hans-Peter Blossfield, Erik Klijzing, Melinda Mills and Karin Kurz, eds *Globalization, uncertainty and youth in society*, London: Routledge.
- Mitchell James, Martin Weale (2007) 'Qualitative expectational data as predictors of income and consumption growth: micro evidence from the British Household Panel Survey', **National Institute Of Economic And Social Research Discussion Papers: NEW SERIES**, 286. London: National Institute of Economic and Social Research.
- Mitchell James, Martin Weale, Martin (2007) 'The rationality and reliability of expectations reported by British households: micro evidence from the British Household Panel Survey', **Deutsche Bundesbank Discussion Paper Series 1: Economic Studies**, 19/2007. Frankfurt: Deutsche Bundesbank.
- Mitchell James, Martin Weale (2007) 'The rationality and reliability of expectations reported by British households: micro evidence from the British Household Panel Survey', **National Institute Of Economic And Social Research Discussion Paper Series**, 287. London: National Institute of Economic and Social Research.
- Mocan, H. Naci, Benjamin Scafidi and Erdal Tekin (2002) 'Catholic schools and bad behavior', **IZA Discussion Papers**, 599. Bonn: Forschungsinstitut zur Zukunft der Arbeit Institute for the Study of Labor.
- Moon N and R Smith (1993) "Using videos in interviewer briefing" **Market Research Society: 36th annual conference: International Convention Centre, Birmingham**, 24-26 February: 153-164
- Moore Simon C (2007 (Oct.)) 'The nonpecuniary effects of smoking cessation: happier smokers smoke less', **Applied Economics Letters**, [Online Early].
- Morelli Carlo, Paul Seaman (2004 Nov.) 'Universal versus targeted benefits: the distributional effects of free school meals - discussion paper -' **Dundee Discussion Papers In Economics**, 173. Dundee: University of Dundee. Department of Economic Studies.
- Morelli Carlo, Paul Seaman (2005 Sept.) 'Devolution and inequality: a sorry tale of ineffectual government and failure to create a community of equals?', **Dundee Discussion Papers In Economics**, 181. Dundee: University of Dundee. Department of Economic Studies.
- Morelli Carlo Paul Seaman (2005 Oct.) 'Regional diversity and child poverty: the case of Child Benefit and the need for joined up thinking', **Dundee Discussion Papers In Economics**, 182. Dundee: University of Dundee. Department of Economic Studies.
- Morelli Carlo Paul Seaman, Paul (2005) 'Universal versus targeted benefits: the distributional effects of free school meals', **Environment And Planning C: Government And Policy**, 23 (4):583-598.
- Morelli Carlo, Paul T Seaman (2006) 'Still hungry for success? Targeting the poor and the case of free school meals', **Dundee Discussion Papers In Economics**, 189. Dundee: University of Dundee. Department of Economic Studies.
- Morelli Carlo, Paul Seaman (2007) 'Devolution and inequality: a failure to create a community of equals?', **Transactions Of The Institute Of British Geographers**, 32 (4):523-538.
- Morris, Stephen and Alistair McGuire (2000) 'The private net present value and private internal rate of return to becoming a nurse in Great Britain', **Applied Economics**, 34, no.17, 2189-2200.
- Moullin Sophie (2007 (Dec.)) 'Care in a new welfare society: unpaid care, welfare and employment', London: Institute for Public Policy Research.



- Moyes P and A F Shorrocks "Transformations of stochastic orderings" **ESRC Research Centre on Micro-social Change Occasional Paper**, 3: University of Essex
- Muffels R (forthcoming) "Income inequality and poverty dynamics in three welfare states. Panel data for West Germany, the Netherlands and the UK 1991 - 95"
- Muffels, Ruud J.A., Didier Fouarge and Ronald Dekker (1999) "Longitudinal poverty and income inequality: a comparative panel study for the Netherlands, Germany and the UK" rev. 2000 (Oct.) **EPAG Working Papers**, 1: Colchester: University of Essex
- Müller W, M Gangl, S Scherer (2001): Die Übergangsstruktur zwischen Bildung und Beschäftigung [The Structuring of the Transition from Education to Work]. In: Wingens, Matthias/Sackmann, Reinhold (Eds.): Bildung und Beruf [Education and Occupation]. Weinheim/München: Juventa. In Press.
- Munoz-Bullon F, M A Malo (2003) 'Employment status mobility from a life-cycle perspective: a sequence analysis of work-histories in the BHPS', **Demographic Research**, 9 (Oct.): 7.
- Murphy Helen (2007) 'Civil conflict in Northern Ireland and the prevalence of psychiatric disturbance across the United Kingdom: a population study using the British Household Panel Survey and the Northern Ireland Household Panel Survey', **International Journal Of Social Psychiatry**, 53 (5):397-407.
- Murphy, M and E Grundy (1995) "Changes in intergenerational support transfers in the 1980's: the case of living arrangements". **Intergenerational Support Milan Paper**, 19.
- Murphy M and D Wang (1998) "Family and Sociodemographic Influences on Patterns of Leaving Home in Postwar Britain" **Demography**, 35: 3. 293-305
- Murphy, M 'Are cohabiting unions more likely to break down than marriages?' **Changing Britain**, Issue Two, April 1995 pp4-6 Swindon: ESRC
- Murphy M and D Wang (1999) Forecasting British families into the 21st century. Pp 100-137 in S McRae (ed) Changing Britain: Families and Households in the 1990s. Oxford: Oxford University Press.
- Myck Michal (2007) 'Wages and ageing: is there evidence for the 'inverse-U' profile?', **IZA Discussion Papers**, 2983. Bonn: Institute for the Study of Labor.
- Nathan G (1999) "Review of Sample Attrition and Representativeness in Three Longitudinal Surveys: The British Household Panel Survey, the 1970 British Cohort Study and the National Child Development Study" **GSS Methodology Series**, 13: London: Office for National Statistics London
- Nelson, W, J Scales (2003) 'The culture of change', London: Future Foundation.
- Nettleton S and R Burrows (1998) "Mortgage Debt, Insecure Home Ownership and Health" in **Sociology of Health and Illness** 20, no 5, 731-753. Blackwell Publishers.
- Netuveli G, R D Wiggins, S M Montgomery, Z Hildon, D Blane (2008) 'Mental health and resilience at older ages: bouncing back after adversity in the British Household Panel Survey', **Journal Of Epidemiology And Community Health**, 62 (11):987-991.
- Newton, H and R Walker (1993) "British Household Panel Survey: Data viability with reference to income support", Loughborough: **CRSP Working Paper**
- Newton, Kenneth and Malcolm Brynin (2001) 'The National press and party voting in the UK', **Political Studies**, 49, 265-285.

- Nicoletti C (2000) 'Two-step estimation of binary response models with sample selection' **BHPS 2001 Conference: the 2001 British Household Panel Survey Research Conference**, 5-7 July 2001, Colchester, UK.
- Nicoletti Cheti (2008) 'Multiple sample selection in the estimation of intergenerational occupational mobility', **ISER Working Papers**, 2008-20. Colchester: University of Essex.
- Nicoletti C, N Buck (2004 Dec.) 'Explaining interviewee contact and co-operation in the British and German Household Panels', 143-166. Harmonisation of panel surveys and data quality, Ch.6. Wiesbaden: Statistisches Bundesamt.
- Nicoletti C, F Peracchi (2002 June) 'A cross-country comparison of survey participation in the ECHP ', **EPUNet-2003 Conference: the conference of the European Panel Users Network**: 3-5 July 2003, Colchester
- Noble M, G Smith, S Y Cheung, D de Moor, T Smith and S Whitlock (1998) **Lone mothers moving in and out of benefits** York Publishing Services Limited
- Oesch Daniel (2006) 'Coming to grips with a changing class structure: an analysis of employment stratification in Britain, Germany, Sweden and Switzerland', *International Sociology*, 21 (2):263-288.
- Oesch Daniel (2008) 'The changing shape of class voting. An individual-level analysis of party support in Britain, Germany and Switzerland', **European Societies**, 10 (3):329-355.
- Oesch Daniel (2008) 'Stratifying welfare states: class differences in pension coverage in Britain, Germany, Sweden and Switzerland', **Swiss Journal Of Sociology**, 34 (3):5-35.
- OECD (1997) "Is Job Insecurity on the Rise in OECD Countries?", OECD **Employment Outlook 1997**.
- OECD (2002) 'The ins and outs of long-term unemployment', OCED Employment Outlook: 2002, Ch. 4: 187-243.
- OECD (2002) 'Women at work: who are they and how are they faring?', OCED Employment Outlook: 2002, Ch. 2: 61-125.
- Ohinata Asako (2008) 'Fertility response to financial incentives: evidence from the Working Families Tax Credit in the UK', **Warwick Economics Research Papers**, 851. Warwick: University of Warwick: Department of Economics.
- Oishi Shigehiro, Ed Diener, Richard E Lucas (2007) 'The optimum level of well-being: can people be too happy?', **Perspectives On Psychological Science**, 2 (4):346-360.
- Oldfield Zoe and Eva Sierminska (2007) 'Differences in the measurement and structure of wealth using alternative data sources: the case of the UK', **IFS Working Paper Series**, WP11/07. London: Institute for Fiscal Studies.
- Olson W, S Walby (2004 Winter) 'Modelling gender pay gaps', **EOC Working Paper Series**, 17. Manchester: Equal Opportunities Commission.
- O'Muircheartaigh, C O and P C Campanelli (1998) "The Relative Impact of Interviewer Effects and Sample Design Effects on Survey Precision". **Journal of the Royal Statistical Society (A)**: 161(1):63-78
- O'Muircheartaigh C O, P Campanelli and P W F Smith (Comm) (1999) 'A multilevel exploration of the role of interviewers in survey non-response', in **Journal of the Royal Statistical Society**, Vol.162, No.3, pp.437-448

- Organisation for Economic Cooperation and Development (2008) 'Jobs for youth: United Kingdom', : Des emplois pour les jeunes , Paris: OECD.
- Organisation for Economic Cooperation and Development (2008) 'OECD Employment Outlook: 2008', Paris: OECD.
- Ormerod Catrin (2007) 'What is known about numbers and 'earnings' of the self-employed?', ***Economic And Labour Market Review***, 1,no.7: 48-56.
- Oskrochi, Gholamereza and Robert Crouchley (2000) 'Using SPSS and Gauss to unify the BHPS work history data', ***Centre For Applied Statistics Working Paper Series***, 2000/03. Lancaster: Lancaster University.
- Oswald Andrew J (Univ of Warwick Dept Economics), Powdthavee, Nattavudh (Insitute of Education Univ of London) 'Daughters and left-wing voting', unpub paper
- Oswald Andrew J; Nattavudh Powdthavee (2007) 'Death and the calculation of hedonic damages - Preliminary draft for a June 1-2 workshop at the University of Chicago -',
- Oswald Andrew J; Nattavudh Powdthavee (2007) 'Obesity, unhappiness, and 'The challenge of affluence': theory and evidence', ***IZA Discussion Papers***, 2717. Bonn: Institute for the Study of Labor.
- Oswald Andrew J; Nattavudh Powdthavee (2007) 'Obesity, unhappiness, and 'The challenge of affluence': theory and evidence', ***Warwick Economics Research Papers***, 793. Warwick: University of Warwick: Department of Economics.
- Oswald Andrew J; Nattavudh Powdthavee (2007) 'Obesity, unhappiness, and 'The challenge of affluence': theory and evidence [Book review feature...of 'The challenge of affluence: self-control and well-being in the United States and Britain since 1950', by Avner Offer]', ***Economic Journal***, 117 (521):441-454.
- Oswald Andrew and Nattavudh Powdthavee (2007) 'A new approach to awarding compensation in courts', VOX, 30th Oct..
- Oswald Andrew J and Nattavudh Powdthavee (2008) 'Does happiness adapt? A longitudinal study of disability with implications for economists and judges', *Journal Of Public Economics*, 92 (5-6):1061-1077.
- Oswald Andrew J, Nattavudh Powdthavee (2009?) 'Daughters and left-wing voting', ***Review Of Economics And Statistics***, [Forthcoming].
- Oswald, Christiane. Das Ausscheiden aus dem Erwerbsleben in Deutschland und in Grossbritannien Peter Lang, Frankfurt a.M. ISBN 3-631-38144-1
- Oxley H, P Antolin and T-T Dang (2000) "Poverty dynamics in six OECD countries" ***OECD Economics Department Working Papers***
- Page Rosie (2007) 'The impact of gaining an NVQ Level 2: will the Leitch Review recommendations address the low returns?', ***Local Economy***, 22 (2):138-147.
- Pahl Jan (2005) 'Individualisation in couple finances: who pays for the children?', ***Social Policy And Society***, 4 (4):381-391.
- Pahl R E (1997) "Future Britain: the ties that bind: creating communities" paper presented at the ***ESRC Social Science conference, 25 June***

- Pahl R E (1999) "Social Trends: The Social Context of Healthy Living" **Nuffield Trust** London (Policy Futures for UK Health Technical Series)
- Pahl R E, David J Pevalin (2005) 'Between family and friends: a longitudinal study of friendship choice' **British Journal Of Sociology**, 56:3, 433-450.
- Pahl R and L Spencer (1997) "The politics of friendship" **Renewal** No.3/4 :100-107
- Palmer Guy, Tom MacInnes, Peter Kenway (2006) 'Monitoring poverty and social exclusion in Scotland 2006', York: Joseph Rowntree Foundation/New Policy Institute.
- Palmer Guy, Tom MacInnes and Peter Kenway (2007) 'Monitoring poverty and social exclusion 2007', York: Joseph Rowntree Foundation.
- Palmer G, J North, J Carr, P Kenway (2003) 'Monitoring poverty and social exclusion 2003', York: Joseph Rowntree Foundation.
- Pannenberg M (2000) 'Overtime work, overtime compensation and the distribution of economic well-being evidence for West Germany and Great Britain' **BHPS 2001 Conference: the 2001 British Household Panel Survey Research Conference**, 5-7 July 2001, Colchester, UK.
- Pannenberg, Markus and Gert G Wagner (2001) 'Overtime work, overtime compensation and the distribution of economic well-being: evidence for West Germany and Great Britain', **IZA Discussion Papers**, 318. Bonn: Forschungsinstitut zur Zukunft der Arbeit Institute for the Study of Labor.
- Panos Sousounis (2008 Jul.) 'State dependence in work-related training participation among British employees: a comparison of different random effects probit estimators', **MPRA Papers**, 14261. Munich: Munich University Library (Munich Personal RePEc Archive).
- Panos Sousounis (2009) 'The impact of work-related training on employee earnings: evidence from Great Britain', **MPRA Papers**, 14262. Munich: Munich University Library (Munich Personal RePEc Archive).
- Papasolomontos C and T Christie (1998) "Using national surveys: a review of secondary analyses with special reference to education" **Educational Research**, vol 40, no3. Centre for Formative Assessment Studies, University of Manchester
- Parker Simon C, 'Why do small firms produce the entrepreneurs?', **Journal Of Socio-Economics** (2008), doi: 10.1016/j.socec.2008.07.013
- Pascual Marta, David Cantarero (2007) 'Socio-demographic determinants of disabled people: an empirical approach based on the European Community Household Panel', **Journal Of Socio-Economics**, 36 (2):275-287.
- Paterson Lindsay, Frank Bechhofer and David McCrone (2004) 'Living in Scotland: social and economic change since 1980', Edinburgh: Edinburgh University Press.
- Paterson Lindsay, Christina Iannelli (2007) 'Patterns of absolute and relative social mobility: a comparative study of England, Wales and Scotland', **Sociological Research Online**, 12 (6).
- Paterson Lindsay and Christina Iannelli (2007) 'Social class and educational attainment: a comparative study of England, Wales, and Scotland', **Sociology Of Education**, 80 (4):330-358.
- Paull, G (1996) "The Biases Introduced by Recall and Panel Attrition on Labour Market Behaviour Reported in the British Household Panel Survey" . London School of Economics: **Centre for Economic Performance Working Paper**, no 827.

- Paull G (1996) "Dynamic labour market behaviour in the British Household Panel Survey: the effects of recall bias and panel attrition" ***Institute for Fiscal Studies, mimeo***
- Paull, Gillian (2002) 'Biases in the reporting of labour market dynamics', ***IFS Working Paper Series***, WP02/10. London: Institute for Fiscal Studies.
- Paull, Gillian (2002) 'Biases in the reporting of labour market dynamics', ***Institute For Employment Studies Working Paper Series***, W02/10. London: Institute for Fiscal Studies.
- Paull Gillian (2007) 'Partnership transitions and mothers' employment', ***Department For Work And Pensions Research Reports***, 452. Leeds: Corporate Document Services.
- Paull Gillian (2008) 'Children and women's hours of work', ***Economic Journal***, 118 (526):F8-F27.
- Paull, Gillian, I Walker, Y Zhu (2000) "Child support reform: some analysis of the 1999 White Paper" ***Fiscal Studies***, 21, no.1, 105-140: Institute for Fiscal Studies
- Pavlopoulos Dimitiris, Didier Fouarge (2005) 'Escaping the low pay trap: do labour market entrants stand a chance?' ***BHPS-2005 Conference: the 2005 British Household Panel Survey Research Conference***, 30 June -2 July 2005, Colchester, UK, Colchester:
- Pavlopoulos Dimitiris, Didier Fouarge, Ruud J A Muffels Jeroen K Vermunt (2007) 'Job mobility and wage mobility of high and low-paid workers', ***Schmollers Jahrbuch***, 127(1): 47-58.
- Pavlopoulos Dimitiris, Didier Fouarge (2008 Dec.) 'Escaping low pay: do male labour market entrants stand a chance?', ***IRISS Working Paper Series***, 2008-12. Differdange: CEPS/INSTEAD.
- Pavlopoulos Dimitiris, Jeroen K Vermunt, Ruud J A Muffels (2007) 'How real is low-pay mobility?', ***BHPS-2007 Conference: the 2007 British Household Panel Survey Research Conference***, 5 July -7 July 2007, Colchester, UK
- Peasgood Tessa (2007) 'Does well-being depend upon our choice of measurement instrument? \*\*do not cite without author's permission', ***BHPS-2007 Conference: the 2007 British Household Panel Survey Research Conference***, 5 July -7 July 2007, Colchester, UK,
- Penfold C M and J P Shepherd (2007) 'Comparative models of primary dental and medical service usage', ***Journal Of Dental Research***, 86 (Special Issue B): 131-?.
- Peng Fei, Stanley W Siebert (2007) 'Real wage cyclicity in Germany and the UK: new results using panel data', ***IZA Discussion Papers***, 2688. Bonn: Institute for the Study of Labor.
- Perez Truglia, Ricardo Nicolas, Nicolas Luis Bottan (2008) 'Deconstructing the hedonic treadmill', ***MPRA Papers***, 10269. Munich: Munich University Library (Munich Personal RePEc Archive).
- Perren, Kim (2001) 'The influence of work and family roles on women's socioeconomic and psychological well-being at midlife: a life course perspective', PhD thesis, Cambridge: University of Cambridge.
- Perren, Kim, S Arber, K Davidson (2003) 'Men's organisational affiliations in later life: the influence of social class and marital status on informal group membership', ***Ageing And Society***, 23(1), 69-83.
- Perren Kim, S Dex (1994) Training volumes 1 revised: project 2 (M Chaplin: ERE (E) 2): final report, Employment Department ESRC Research Centre on Micro-social Change: University of Essex
- Perren Kim, S Dex (1994) Training volumes 2 revised: project 2 (M Chaplin: ERE (E) 2): Employment Department ESRC Research Centre on Micro-social Change: University of Essex

- Persson I, C Jonung (ed) (1997) 'Economics of the family and family policies' London Routledge.
- Peterson, William (2003 July) 'Housing and the dynamics of wealth-holding in the UK', **BHPS-2003 Conference: the 2003 British Household Panel Survey Research Conference**, 3-5 July 2001, Colchester, UK
- Pevalin D J (2000) 'Multiple applications of the GHQ-12 in a general population sample: an investigation of long-term retest effects' **Social Psychiatry and Psychiatric Epidemiology**, 35, 508-512. Steinkopff-Verlag.
- Pevalin D J (2003) 'Social influences on health over the lifecourse', Colchester: Institute for Social and Economic Research: University of Essex.
- Pevalin David J (2007 (May)) 'Socio-economic inequalities in health and service utilization in the London Borough of Newham', **Public Health**, (Epub ahead of print), doi:10.1016/j.puhe.2006.12.015.
- Pevalin D J, J Ermisch (2004) 'Cohabiting unions, repartnering and mental health', **Psychological Medicine**, 34: 1553-1559.
- Pevalin D J, D Goldberg (2003) 'Social precursors to onset and recovery from episodes of common mental illness', **Psychological Medicine**, 33: 299-306.
- Pevalin D J, D Rose (2003) 'Social capital for health: investigating the links between social capital and health using the British Household Panel Survey', London: Health Development Agency.
- Pevalin David J, Mark P Taylor, Jennifer Todd (2008) 'The dynamics of unhealthy housing in the UK: a panel data analysis', **Housing Studies**, 23 (5):679-695.
- Pevalin D J, T Wade, A Brannigan (2003 June) 'Precursors, consequences and implications for stability and change in pre-adolescent antisocial behaviors', **Prevention Science**, 4: no.2, 123-135.
- Philip Lorna J and Alana Gilbert (2002) 'Low income amongst the older population in the United Kingdom: a rural/non-rural perspective', **Aberdeen Papers In Land Economy**, 2002-09. Aberdeen: University of Aberdeen, Department of Land Economy.
- Philip Lorna J, Alana Gilbert (2007) 'Low income amongst the older population in Great Britain: a rural/non-rural perspective on income levels and dynamics', **Regional Studies**, 41 (6):735-745.
- Philip Lorna J, Alana Gilbert, Mark Shucksmith (2005) 'Income in old age: rural/non-rural perspectives on an ageing population in Great Britain' Annual **RGS-IBG conference**, 2005, Population Geography Research Group session 'The Geographical Dimension of Population Ageing', 1-26.
- Phimister E (2000) 'The dynamics of low pay in rural households: exploratory analysis using the British Household Panel Survey', **Journal Of Agricultural Economics**, 51(1), 61-77.
- Phimister Euan (2004) 'Urban effects on participation and wages: are there gender differences?', **University Of Aberdeen Business School: Centre For European Labour Market Research Discussion Paper**, 2004-04. Aberdeen: University of Aberdeen.
- Phimister E, D Roberts, A Gilbert (2004) 'The dynamics of farm incomes in Scotland: panel data analysis using the Farm Accounts Survey', **JOURNAL OF AGRICULTURAL ECONOMICS**, 55:2, 1997-220.

- Phimister E, M Shucksmith, E Vera-Toscano (2000). "The dynamics of low pay in rural households: Exploratory analysis using the British Household Panel" ***Journal of Agricultural Economics*** 51(1), 61-77.
- Phimister E, I Theodossiou (2003) 'Low pay and income in urban and rural areas: evidence from the British Household Panel Survey', ***Urban Studies***, 40: no.7, 1207-1222.
- Phimister Euan, Ioannis Theodossiou 'Gender differences in low pay labour mobility and the national minimum wage', OXFORD ECONOMIC PAPERS (2008), doi: 10.1093/oepp/gpn045
- Phimister E, R Upward, E Vera-Toscano (2000) "The Dynamics of Low Incomes in Rural Areas." ***Regional Studies*** 34(5) 407-417
- Piccarreta Raffaella, Francesco C Billari (2007) 'Clustering work and family trajectories by using a divisive algorithm', ***Journal Of The Royal Statistical Society Series A (Statistics In Society)***, 170 (4):1061-1078.
- Pickford, Ros (1999) "Fathers, marriage and the law" London: Family Policy Studies Centre
- Pignataro Giuseppe (2009) 'Essays on equality of opportunity -PhD Thesis-', Milan: Università Cattolica del Sacro Cuore.
- Pigott Robert (2006) 'Religions united in struggling with falling attendances', *The Edge*, 22 :6-8.
- Pleace Nicholas, Suzanne Fitzpatrick, Sarah Johnsen, Deborah Quilgars, Diana Sanderson University of York. Centre for Housing Policy (2008) 'Statutory homelessness in England: the experience of families and 16-17 year olds', London: Great Britain. Department for Communities and Local Government.
- Poggio Teresio (2000) 'La casa del padre: diseguaglianze abitative e proprietà dell' alloggio in una prospettiva comparata: tesi di laurea -Thesis-', Trento. Italy: Università degli studi di Trento.
- Pollak Andreas (2007) 'Estimating a lifecycle model with unemployment and human capital', ***Optimal unemployment insurance***, by Andreas Pollak, Ch. 3:35-76. Tübingen: Mohr Siebeck.
- Pollock, G (1997) Uncertain futures: young people in and out of employment since 1940 ***Work, Employment and Society***, 11(4):615-638.
- Pollock, G (1997) Individualization and the transition from youth to adulthood Young: ***Nordic Journal of Youth Research***, Vol. 5 No 1.
- Pollock Gary (2007) 'Holistic trajectories: a study of combined employment, housing and family careers by using multiple-sequence analysis', ***Journal Of The Royal Statistical Society Series A (Statistics In Society)***, 170 (1):167-183.
- Popham Frank, Richard Mitchell (2006) 'Leisure time exercise and personal circumstances in the working age population: longitudinal analysis of the British Household Panel Survey', ***Journal Of Epidemiology And Community Health***, 60 (3):270-274.
- Popham Frank, Richard Mitchell (2007) 'Self-rated life expectancy and lifetime socio-economic position: cross-sectional analysis of the British Household Panel Survey', ***International Journal Of Epidemiology***, 36 (1):58-65.
- Postel-Vinay Fabien, Jean-Marc Robin (2006) 'Microeconomic search-matching models and matched employer-employee data', *Advances in economics and econometrics: theory and applications*, Ninth World Congress, volume II, by Richard Blundell, Whitney K. Newey, and Torsten Persson (eds.), Cambridge: Cambridge University Press. Ch. 11: 279-310.

- Postel-Vinay Fabien, Helene Turon (2007) 'The public pay gap in Britain: small differences that (don't?) matter', **Economic Journal**, 117 (523):1460-1503.
- Postel-Vinay Fabien, Helene Turon (2005 May) 'The public pay gap in Britain: small differences that (don't?) matter', **CMPO Working Papers University Of Bristol**, 05/121. Bristol: University of Bristol: Department of Economics.
- Pouliakas Konstantinos (2008) 'Pay enough, don't pay too much or don't pay at all? An empirical study of the non-monotonic impact of incentives on job satisfaction', **MPRA Papers**, 10031. Munich: Munich University Library (Munich Personal RePEc Archive).
- Pouliakas Konstantinos, Ioannis Theodossiou (2007 (Jan.)) 'Confronting objections to performance pay: a study of the impact of individual and gain-sharing incentives on the job satisfaction of British employees', Rev. ed. **MPRA Papers**, 1629. Munich: Munich University Library (Munich Personal RePEc Archive).
- Powdthavee Nattavudh (2005 Jan.) 'Essay on the use of subjective well-being data in economic analysis: an empirical study using developed and developing countries data - PhD thesis -', Warwick: University of Warwick: Department of Economics.
- Powdthavee Nattavudh (2006) 'A direct test for utility interdependence in marriage', **London: Institute of Education**. University of London.
- Powdthavee Nattavudh (2007 (Jan.)) 'Do we transmit our long-term happiness? Longitudinal evidence of life-satisfaction crossover within marriage', London: University of London: Institute of Education.
- Powdthavee Nattavudh (2007) 'Putting a price tag on friends, relatives, and neighbours: using surveys of life satisfaction to value social relationships', *Journal Of Socio-Economics*, [In Press, Corrected Proof].
- Powdthavee Nattavudh (2008) 'I can't smile without you: spousal correlation in life satisfaction', **University Of York Discussion Papers In Economics**, 2008/16. York: University of York: Department of Economics and Related Studies.
- Powdthavee Nattavudh (2008) 'Ill-health as a household norm: evidence from other people's health problems', **University Of York Discussion Papers In Economics**, 2008/21. York: University of York: Department of Economics and Related Studies.
- Powdthavee Nattavudh (2009) 'Ill-health as a household norm: evidence from other people's health problems', **Social Science And Medicine**, 68 (2):251-259.
- Powdthavee Nattavudh (2009) 'I can't smile without you: spousal correlation in life satisfaction', **Journal Of Economic Psychology**, doi: 10.1016/j.joep.2009.06.005
- Powdthavee Nattavudh, Anna Vignoles (2008) 'Mental health of parents and life satisfaction of children: a within-family analysis of intergenerational transmission of well-being', **University Of York Discussion Papers In Economics**, 2008/20. York: University of York: Department of Economics and Related Studies.
- Powdthavee Nattavudh, Anna Vignoles (2008) 'Mental health of parents and life satisfaction of children: a within-family analysis of intergenerational transmission of well-being', **Social Indicators Research**, 88 (3):397-422.
- Price S and D Sanders (1991) "Economic competence, rational expectations and government popularity in postwar Britain" **ESRC Research Centre on Micro-social Change, Occasional Paper 4**: University of Essex



- Prodromidis Prodromos-Ioannis (2005 Jul.) 'Estimating women's time use: based on British survey evidence from 1986-87', **Applied Economics**, Routledge. 37: no.13/20, 1505-1521.
- Propper C (1998) 'Private demand and public provision: the case of private health care in the UK' **Centre for Market and Public Organisation Working Papers**, 98/004. Bristol: Centre for Market and Public Organisation: University of Bristol.
- Propper C and T Burchardt (1999) "Does the UK have a Private Welfare Class?" **Centre for Market and Public Organisation** University of Bristol (working paper)
- Propper, Carol and Tania Burchardt (1999) "Does the UK have a private welfare class?" **Centre For Market And Public Organisation Working Papers**, 98/006: Bristol: Centre for Market and Public Organisation: University of Bristol
- Propper Carol, Simon Burgess, Anne Bolster, George Leckie, Kelvyn Jones, Ron Johnston (2007) 'The impact of neighbourhood on the income and mental health of British social renters', **Urban Studies**, 44 (2):393-415.
- Propper Carol, Kelvyn Jones, , Anne Bolster, Simon Burgess Ron Johnston, Rebecca Sarker (2005) 'Local neighbourhood and mental health: evidence from the UK', **Social Science And Medicine**, 61 (10):2065-2083.
- Prowse Victoria (2005 June) 'State dependence in a multi-state model of employment dynamics', **IZA Discussion Papers**, 1623. Bonn: Forschungsinstitut zur Zukunft der Arbeit Institute for the Study of Labor.
- Pryke R. (1995 Sept.) 'Taking the measure of poverty: a critique of low-income statistics: alternative estimates and policy implications' **The Institute Of Economic Affairs Research Monograph**, 51. London: Institute of Economic Affairs.
- Pudney Stephen (2005) 'Estimation of dynamic linear models in short panels with ordinal observation of the endogenous variables' **BHPS-2005 Conference: the 2005 British Household Panel Survey Research Conference**, 30 June -2 July 2005, Colchester, UK.
- Pudney Stephen (2005) 'Estimation of dynamic linear models in short panels with ordinal observation', **CEMMAP Working Papers**, CWP05/05. London: Institute for Fiscal Studies.
- Pudney Stephen (2007) 'Rarely pure and never simple: extracting the truth from self-reported data on substance abuse', BHPS-2007 Conference: the 2007 British Household Panel Survey Research Conference, 5 July -7 July 2007, Colchester, UK,
- Pudney Stephen (2008) 'The dynamics of perception: modelling subjective wellbeing in a short panel', **Journal Of The Royal Statistical Society Series A (Statistics In Society)**, 171 (1):21-40.
- Pudney Stephen (2008) 'Heaping and leaping: survey response behaviour and the dynamics of self-reported consumption expenditure', **ISER Working Papers**, 2008-09. Colchester: University of Essex.
- Quevedo Hernández (2006) 'Health and inequality over the life cycle -PhD Thesis-', York: University of York.
- Quevedo Cristina Hernandez, Andrew M Jones, Nigel Rice (2004) 'Reporting bias and heterogeneity in self-assessed health. Evidence from the British Household Panel Survey', **Department Of Economics, University Of York Discussion Papers**, 2004/18. York: University of York: Department of Economics and Related Studies.
- Raab Marcel, Michael Ruland, Benno Schonberger, Hans Peter Blossfeld, Sandra Buchholz Hofacker, Paul Schmelzer (2008) 'GlobalIndex: a sociological approach to globalization measurement', **International Sociology**, 23 (4):596-631.

- Rabe Birgitta (2006 Jan.) 'Dual-earner migration in Britain: earnings gains, employment, and self-selection', **ISER Working Papers**, 2006-1. Colchester: Institute for Social and Economic Research: University of Essex.
- Rafferty, Anthony, R Walker (2003 May) 'Lone mothers are women first, paid workers third: targeting employment', in D. Thurley (ed.) *Working to target: can policies deliver paid work for seven in ten lone parents?*, London: National Council for One Parent Families.
- Rainer Helmut, Ian Smith (2008) 'Staying together for the sake of the home? House price shocks and partnership dissolution in the UK', **University Of St. Andrews: School Of Economics And Finance Discussion Paper Series**, 0809. Fife: University of St. Andrews. School of Economics and Finance.
- Rainer Helmut, Ian Smith (2008) 'Staying together for the sake of the home? House price shocks and partnership dissolution in the UK', **ISER Working Papers**, 2008-31. Colchester: University of Essex.
- Rake (ed) (2000) *Women's Incomes over the Lifetime*. Report to the Women's Unit, Cabinet Office. Contributing authors H Davies, H Joshi K Rake and R Alami London: The Stationery Office.
- Ramos X (1998) 'Topics in income distribution and earnings dynamics' ESRC Research Centre on Micro-social Change: University of Essex
- Ramos X (2000) 'The covariance structure of earnings in Great Britain: 1991-1999' **BHPS 2001 Conference: the 2001 British Household Panel Survey Research Conference**, 5-7 July 2001, Colchester, UK.
- Ramos, Xavier (2003 July) 'Domestic work time and gender differentials in Great Britain, 1992-1998: facts, value judgements and subjective fairness exceptions', **BHPS-2003 Conference: the 2003 British Household Panel Survey Research Conference**, 3-5 July 2001, Colchester, UK
- Ramos Xavier (2005) 'Domestic work time and gender differentials in Great Britain 1992-1998: what do 'new' men look like?', **International Journal Of Manpower**, 26 (3):265-295.
- Ramos Xavier, Jacques Silber (2005) 'On the application of efficiency analysis to the study of the dimensions of human development', 51 (2):285-309.
- Redwood, Victoria, M Tudela (2003 May) 'Grossing up of disaggregate household data from the BHPS: how does this match with aggregate data', **EPUNet-2003 Conference: the conference of the European Panel Users Network**: 3-5 July 2003, Colchester,
- Redwood Victoria, Merxe Tudela (2004) 'From tiny samples do mighty populations grow? using the British Household Panel Survey to analyse the household sector balance sheet', **Bank Of England Quarterly Bulletin**, 44 (4):463-463.
- Reid A **Psychiatric consequences of leaving home and relationship breakdown** ESRC Research Centre on Micro-social Change: University of Essex
- Rendall, Michael, L Clarke, H Elizabeth Peters, N Ranjit, G Verropoulou (1999) 'Incomplete reporting of men's fertility in the United States and Britain: a research note', **Demography**, 36(1), 135-144.
- Rendall M, G Verropoulou, H Joshi and J Oh "Childrearing Lifetimes of Britain's Divorce-Revolution Men and Women" **Typescript Penn State University.1**

- Rendtel Ulrich, Andreas Behr, Egon Bellgardt, Johanna Sisto (2004) 'Does panel attrition disturb comparative analysis with the European Community Household Panel (ECHP)?', **Chintex Working Paper**, 7. Wiesbaden: CHINTEX Federal Statistical Office, Germany.
- Rice Nigel, Jennifer Roberts, Andrew M Jones (2007) 'Sick of work or too sick to work? Evidence on health shocks and early retirement from the BHPS', **Sheffield Economic Research Paper Series**, 2007002. Sheffield: University of Sheffield. Department of Economics.
- Richardson, Sue and Lauren Miller-Lewis (2002) 'Low wage jobs and pathways to better outcomes', **New Zealand Treasury Working Paper Series**, 02/29. Wellington: New Zealand Treasury.
- Rigg J A, T Sefton (2004 Feb) 'Income dynamics and the life cycle', **CASEpapers**, CASE/81. London: STICERD.
- Rigg John A, Mark P Taylor (2005) 'Labour market behaviour of older workers' IN **Changing Scotland: evidence from the British Household Panel Survey** by John F. Ermisch and Robert E. Wright (eds.), Ch. 14. Bristol: Policy Press. 211-224.
- Robeyns, Ingrid (2002 Jul) 'Gender inequality a capability perspective', Cambridge: University of Cambridge.
- Robone Silvana, Andrew M Jones, Nigel Rice (2008) 'Contractual conditions, working conditions, health and well-being in the British Household Panel Survey', **HEDG Working Papers**, 08/19. York: University of York: Health, Econometrics and Data Group.
- Robson K and J Gershuny (2001) 'The sad tale of Allerednic: the social position of British mothers after first birth and future research with European data' Paper presented at the European Sociological Conference, Helsinki, Finland, 1 August 2001.
- Roemer, John E. (2000) "To what extent do fiscal regimes equalize opportunities for the income acquisition among citizens?" **DIW Discussion Papers**, 210: Berlin: Deutsches Institut für Wirtschaftsforschung
- Roemer, John E., R Aaberge, U Colombino, J Fritzell, S P Jenkins, A Lefranc, I Marx, M Page, E Pommer, J Ruiz-Castillo (2003) 'To what extent do fiscal regimes equalize opportunities for income acquisition among citizens?', **Journal Of Public Economics**, Vol. 87, no 3-4, 539-565
- Roll J (2000 Feb.) 'Carers and Disabled Children Bill: Bill 13 of 1999-2000', **House Of Commons Library Research Paper**, 00/10. London: House of Commons Library.
- Rose David (1993) "European household panel studies - ESF Working Paper - " **European Scientific Network on household Panel Studies, Working Paper**, 45: University of Essex
- Rose David (1995) "Household panel studies: an overview" **Innovation: The European Journal of Social Sciences**, 8(1) Mar: 7-24
- Rose David (1998) 'UK indicators relevant to the MAXI Trial: a report to NEC Europe Multimedia Business Development Division' Colchester: Institute for Social and Economic Research: University of Essex.
- Rose David (1998) 'Unemployment, living conditions and longitudinal data: some remarks arising from the papers by Bernadi and Schizzerotto and Lemmi' **Statistica Applicata**, 10, no 4, 549-556. Associazione per la Statistica Applicata.
- Rose David (ed) (2000) 'Researching social and economic change: the uses of household panel studies' **Social Research Today**, London: Routledge.
- Rose David, G E Birkelund (1992) "Social class, gender and occupational segregation" **ESRC Research Centre on Micro-social Change, Occasional Paper 1**: University of Essex

- Rose, David, N Buck, R J Johnston (1994). "The British Household Panel Study: a valuable new research resource for geographical research" **Area**, (1994) 26-4, 368-376
- Rose David, P Campanelli, L Corti, M F Taylor (1993) "Methodology for household panels and longitudinal data analysis: where are we and where do we go from here? a view from the British Household Panel Study" **ESRC Research Centre on Micro-social Change, Discussion Paper Series**, 1: University of Essex
- Rose David, L Corti (1991) "Design issues in the British Household Panel Study" **BMS**: 32, (Sept): 14-43
- Rose, David, J Gershuny (1995) "Social surveys and social change", in **Sociology Review**, Vol 4, No 4, April 1995:11-18.
- Rose David, D J Pevalin (2000) `Social class differences in mortality using the National Statistics Socio-economic Classification: too little, too soon: a reply to Chandola' **Social Science and Medicine**, 51, 1121-1127. Elsevier Science Ltd.
- Rose, David, D J Pevalin (2003) 'A researcher's guide to the National Statistics Socio-economic Classification [review]', **Environment And Planning: A**, 35, 1707-1710.
- Rose David, David J Pevalin. (2004) 'A researcher's guide to the National Statistics Socio-economic Classification [review]', **International Journal Of Market Research**, 46, 257-259.
- Rose David, O Sullivan (1994) **Introducing Data Analysis for Social Scientists**. Buckingham /Philadelphia: Open University Press (including BHPS data extract for worked examples)
- Rose Michael (1999) "Explaining and forecasting job satisfaction: the contribution of occupational profiling" **Future Of Work Programme Working Papers**, 2: ESRC.
- Rose Michael (2000) "How far can I trust it? job satisfaction data in the WERS98 Employee Survey" **Future Of Work Programme Working Papers**, 6: Bath: University of Bath. Department of Social and Policy Sciences.
- Rose Michael (2000) "Employee skill, occupation and work involvement" **Future Of Work Programme Working Papers** 1, University of Bath. Department of Social and Policy Sciences
- Rose M (2000) "Waitresses don't cry in 2000: Job satisfaction and stress in British hospitality occupations, **Hospitality Review**, 2, 1: 21-35, ISSN 1464-9101.
- Rose M (2000) "The saddest of a very sad bunch", **Times Higher Education Supplement**, 25 February: page 16.
- Rose M (2000) "Future Tense? Are the growing occupations more stressed-out and depressive?", Working Paper 5: **ESRC Future of Work Programme**, Swindon: ESRC, ISSN 1469-1531.
- Rose M "Future Tense? Are the growing occupations more stressed-out and depressive?", **BHPS 2001 Conference: the 2001 British Household Panel Survey Research Conference**, 5-7 July 2001, Colchester, UK.
- Rose M (nd) "Future Tense? Are the growing occupations more stressed-out and depressive?" **ESRC Work Centrality and Careers Project Working Papers** 3. Bath: University of Bath. Department of Social and Policy Sciences.
- Rose M (2000) "Work centrality, careers, and household", **Future of Work Bulletin**, May, 1: 3-6.
- Rose M (2000) "Job satisfaction as a contractual outcome", **HRM Professionals Briefing**, May.

- Rose M (2000) "Work Centrality, Work Careers, and Household: Let's Ask For Numbers", Final Report to ESRC on Award No. L212252011, (Future of Work Programme), Swindon, Wilts: Economic and Social Research Council, October.
- Rose M (2000) "Hate the stress, love the work", ***British Medical Association News***, 27 May.
- Rose M (2000) "Pragmatic Futures of Work: Household, Partnership, and Women's Work Commitment", Working Paper 5, ***ESRC Future of Work***, Work Centrality and Careers Project, University of Bath, July.
- Rose M (2000) "Are You Happy in Your Job - Or just satisfied?", ***Therapy Weekly***, 27, 5: 12, 27 July.
- Rose M (2000) "You love the work and hate the pay", ***Therapy Weekly***, 27, 6: 12, 3 August.
- Rose M (2000) "Work attitudes in the expanding occupations", in Purcell, K. (ed.), *Changing Boundaries in Employment*, Britsol: Bristol Academic Press, ISBN 0 9513762 7 6.
- Rose M (2000) 'Disparate measures in the workplace: quantifying overall job satisfaction', ***BHPS 2001 Conference: the 2001 British Household Panel Survey Research Conference***, 5-7 July 2001, Colchester, UK.
- Rose Michael [2002] 'Career perceptions and career pursuit in the UK, 1986-2002' Bath: University of Bath. Department of Social and Policy Sciences.
- Rose, Michael (2003 Sept.) 'Good deal, bad deal? job satisfaction in occupations', ***Work Employment And Society***, 17: no.3, 503-530.
- Rose Michael (2005) 'So less happy too? subjective well-being and the vanishing job satisfaction premium of British women employees',
- Rose Michael (2005) 'Job satisfaction in Britain: coping with complexity', ***British Journal Of Industrial Relations***, 43 (3):455-467.
- Rose Michael (2005) 'The costs of a career in minutes and morbidity'. In *Work-life balance in the 21st century*, by Diane M. Houston (ed.), Basingstoke: Palgrave Macmillan. Ch. 3: 29-54.
- Rose Michael ([nd]) 'Costing a career in minutes: report of the Bath Study', Bath: University of Bath. Department of Social and Policy Sciences.
- Rose Michael (2007) 'Why so fed up and footloose in IT? Spelling out the associations between occupation and overall job satisfaction shown by WERS 2004', ***Industrial Relations Journal***, 38 (4):356-384.
- Rose Michael, Malcolm Brynin (2007) 'Occupational flexibility: the career trajectories of IT workers - abstract-', BHPS-2007 Conference: the 2007 British Household Panel Survey Research Conference, 5 July -7 July 2007, Colchester, UK,
- Rosenbloom Joshua L. (ed.) (2008) 'Quantitative economic history: the good of counting', London: Routledge.
- Ross Andy, James Lloyd, and Michael Weinhardt (2008) 'The age of inheritance: a report of research carried out by the National Centre for Social Research on behalf of the ILC-UK', London: International Longevity Centre UK.
- Rossi Mariacristina (2003 June) 'Examining the interaction between saving and contributions to Personal Pension Plans: evidence from the BHPS', ***BHPS-2003 Conference: the 2003 British Household Panel Survey Research Conference***, 3-5 July 2001, Colchester, UK,

- Rossi Mariacristina (2009) 'Examining the interaction between saving and contributions to personal pension plans: evidence from the BHPS', **Oxford Bulletin Of Economics And Statistics**, 71 (2):253-271.
- Rowlingson, Karen, McKay, Stephen (2004 July) 'Great expectations? the transmission of inequality and attitudes to inheritance' **Social Policy Association Conference**, July 2004, Nottingham, UK.
- Rowlingson Karen, Stephen McKay (2005) 'Lone motherhood and socio-economic disadvantage: insights from quantitative and qualitative evidence' **Sociological Review**, 53:1, 30-49.
- Rubin, Marcus, R Richardson (1997) *The microeconomics of the shorter working week*, Aldershot: Avebury.
- Rural Development Commission (1998) 'Rural disadvantage: understanding the processes' **Rural Research Report**, 36. Salisbury: Rural Development Commission.
- Ruspini E (1996) "Dynamics of Poverty: which differences between women and men?" **Paper presented at the GSOEP96 Conference, Berlin July**
- Ruspini, E (1997) "Gender Differences in Poverty and its Duration: An Analysis of Germany and Great Britain" **Proceedings of the 1996 Second International Conference of the German Socio-Economic Panel Study Users**, T Dunn and J Schwarze (eds) DIW-Vierteljahrshefte zur Wirtschaftsforschung Vol 1/97 Berlin: Duncker & Humblot pp 87-91
- Ruspini E (1997) "Donne e povertà. Percorsi e caratteristiche del disagio nelle società europee occidentali: il caso della Germania e della Gran Bretagna" (Women and Poverty. Deprivation Trajectories and Characteristics: The Cases of Germany and Great Britain), Ph.D. dissertation, Ph.D. in Sociology and Social Research, University of Trento, February
- Ruspini E (1998) "Living on the Poverty Line: Lone Mothers in Belgium, Germany, Great Britain, Italy and Sweden" **MZES Working Paper** MZES: University of Mannheim
- Ruspini E (1998) "Women and Poverty Dynamics: The Case of Germany and Britain" **Journal of European Social Policy** Vol. 8 (4), pp. 291-316, November
- Ruspini Elisabetta (1998) 'Women and poverty dynamics: the case of Germany and Britain', **Journal Of European Social Policy**, 8 (4):291-316.
- Ruspini E (1998 forthcoming) "Social Rights of Women with Children. Lone Mothers and Poverty in Italy, Germany and Great Britain" *Between Change and Continuity: Gender Inequalities in Southern Europe*, **Special Issue of Southern European Society & Politics**
- Ruspini, Elisabetta (2000) "Longitudinal research in the social sciences" **Social Research Update**, 28: whole issue Surrey: University of Surrey. Department of Sociology.
- Ruspini Elisabetta (2000) 'L'altra metà della povertà: uno studio sull'impoverimento femminile in Germania e in Gran Bretagna', Rome: Carocci editore.
- Ruspini Elisabetta (2001) 'The study of women's deprivation: how to reveal the gender dimension of poverty', **International Journal Of Social Research Methodology**, 4 (2):101-118.
- Russell, Andrew, E Fieldhouse, I MacAllister (1999-2001) 'The liberal democrats: strategy, structure and third party politics in contemporary Britain', Manchester: Cathie Marsh Centre for Census and Survey Research.
- Russell Andrew, Ed Fieldhouse, Iain MacAllister (2002) 'The anatomy of Liberal support in Britain, 1974-1997', **British Journal Of Politics And International Relations**, 4 (1):49-74.

- Russell Helen, Brendan Halpin, Mattias Strandh, Andrea Zielfe (2006 Apr.) 'Comparing the labour market effects of childbirth in Ireland, Sweden, the UK and Germany', **ESRI Working Papers**, 170. Dublin: ESRI.
- Sabates R, L Feinstein (2004) 'Education, training and the take-up of preventative health care' **The Centre For The Wider Benefits Of Learning Working Paper Series**, 12. London: The Centre For the Wider Benefits of Learning.
- Sabates R, L Feinstein (forthcoming 2006?) 'The role of education in the uptake of preventative health care: the case of cervical screening in Britain', **Social Science And Medicine**,
- Sabates Ricardo, Leon Feinstein and Eleni Skaliotis (2007 Feb.) 'Determinants and pathways of progression to level 2 qualifications: evidence from the NCDS and BHPS', **Wider Benefits Of Learning Research Reports**, 21. London: Institute of Education. Centre for Research on the Wider Benefits of Learning.
- Sabates Ricardo, Leon Feinstein and Eleni Skaliotis (2007 Feb.) 'Determinants and pathways of progression to level 2 qualifications: evidence from the NCDS and BHPS - research brief', London: Department for Education and Skills.
- Sabates Ricardo and Leon Feinstein (2008) 'Do income effects mask social and behavioural factors when looking at universal health care provision?', **International Journal Of Public Health**, 53 (1):23-30.
- Sacker Amanda, Paul Clarke, R D Wiggins, Mel Bartley (2005) 'Social dynamics of health inequalities: a growth curve analysis of aging and self assessed health in the British Household Panel Survey 1999-2001', **Journal Of Epidemiology And Community Health**, 59 (6):495-501.
- Sacker Amanda, Richard D Wiggins, Mel Bartley, Peggy McDonough (2007) 'Self-rated health trajectories in the United States and the United Kingdom: a comparative study', **American Journal Of Public Health**, 97 (5):812-818.
- Sacker, Amanda, R D Wiggins, P Clarke, M Bartley (2003) 'Making sense of symptom checklists: a latent class approach to the 9 years of the British Household Panel Study', **Journal Of Public Health Medicine**, 25: no.3, 215-222.
- Sacker Amanda, Diana Worts, Peggy McDonough (2007) 'Health dynamics and the welfare state: a comparison of the United States and Britain', BHPS-2007 Conference: the 2007 British Household Panel Survey Research Conference, 5 July -7 July 2007, Colchester, UK,
- Sala Emanuela, S C Noah Uhrig and Peter Lynn (2008) 'The development and implementation of a coding scheme to analyse interview dynamics in the British Household Panel Survey', **ISER Working Papers**, 2008-19. Colchester: University of Essex.
- Sanders, David, M Brynin (1999) 'The dynamics of party preference change in Britain, 1991-1996' **Political Studies**, 47, No.2, 219-239: Blackwell Publishers.
- Sanders, David, J Burton, J Kneeshaw (2002) 'Identifying the true party identifiers: a question wording experiment', **Party Politics**, 8: no.2, 193-205.
- Santos Dirley, M Dos, D M Berridge (1998) 'Modelling educational qualification from the British Household Panel Study' **New directions in survey censuses: proceedings of the 1997 international symposium**, 389-392. Ottawa: Statistics Canada.
- Sanz de Galdeano A (2000) 'Gender differences in job satisfaction and labour market participation: UK evidence from propensity score estimates', **BHPS 2001 Conference: the 2001 British Household Panel Survey Research Conference**, 5-7 July 2001, Colchester, UK.

- Savage, M, A Pickles (2003 Nov.) 'Social change, friendship and civic participation', ***Sociological Research Online***, 8: no.4, U412-U435.
- Savage M, A Pickles (2003 Dec.) 'Social capital and social exclusion in England and Wales (1972-1999)', ***British Journal Of Sociology***, 54: no.4 497-526.
- Sawkins, John W. Paul T. Seaman, Hector C.S. Williams.(1997) "Church Attendance in Great Britain: An ordered logit approach". ***Applied Economics*** 1997,29,125-134
- Scales J (1998) `Towards a longitudinal analysis of non standard employment in Britain: the case of men's self-employment' Colchester: University of Essex
- Scales, Jonathan and R E Pahl (1999) "Millennium papers: future work and lifestyles" ***Age Concern***: London: Age Concern England.
- Scales J and R Scase (2000) `Fit and fifty: a report prepared for the Economic Research Council August 2000' Swindon: ESRC.
- Scase R (1999) `Britain Towards 2010: The Changing Environment' ***Foresight***, Department of Trade and Industry (book)
- Scherer, Stefani (2000): Assetti istituzionali e differenze di genere nell'accesso al mercato del lavoro: un confronto internazionale. In: Bimbi Franca e Ruspini Elisabetta (Eds.): Oltre la femminilizzazione delle Povertà, INCHIESTA, No 128, 69-84.
- Scherer Stefani (2001) `Early Career Patterns a Comparison between Great Britain and West Germany' ***European Sociological Review***, Vol 17, No 2. 119-144.
- Scherer Stefani (2004) 'Stepping-stones or traps? The consequences of labour market entry positions on future careers in West Germany, Great Britain and Italy', ***Work Employment And Society***, 18 (2):369-394.
- Scherer Stefani (2005) 'Patterns of labour market entry- long wait or career instability? An empirical comparison of Italy, Great Britain and West Germany', ***European Sociological Review***, Oxford University Press. 21, no 5: 427-440.
- Scheve Kenneth, Matthew J Slaughter (2004) 'Economic insecurity and the globalization of production', ***American Journal Of Political Science***, 48 (4):662-674.
- Shields Michael A (2004) 'Addressing nurse shortages: what can policy makers learn from the econometric evidence on nurse labour supply?', ***Economic Journal***, 114 (499):F464-F498.
- Schils, Trudie (2003 June) 'Early retirement behaviour of senior workers: A comparative analysis of Germany, the United Kingdom and the Netherlands using panel data', ***BHPS-2003 Conference: the 2003 British Household Panel Survey Research Conference***, 3-5 July 2001, Colchester, UK
- Schils Trudie (2008) 'Early retirement in Germany, the Netherlands, and the United Kingdom: a longitudinal analysis of individual factors and institutional regimes', ***European Sociological Review***, 24 (3):315-329.
- Schils Trudie (2008) 'Remarriage as a way to overcome the financial consequences of divorce: a test of the economic need hypothesis for European women', ***European Sociological Review***, 24 (3):393-407.
- Schluter C (1998) "Income dynamics in Germany, the USA and the UK: evidence from panel data!" ***CASEpaper 8: Centre for Analysis of Social Exclusion: an ESRC Research Centre Working Paper***



- Schmitt Christian (2005) 'Labour market integration and fertility decisions: a comparison of Germany and the UK' **BHPS-2005 Conference: the 2005 British Household Panel Survey Research Conference**, 30 June -2 July 2005, Colchester, UK.
- Schmitt Christian (2008 Aug.) 'Labour market integration and the transition to parenthood: a comparison of Germany and the UK', SOEP Papers on Multidisciplinary Panel Data Research, 119. Berlin: Deutsches Institut für Wirtschaftsforschung.
- Schmitt Christian (2009) 'The effects of labour market participation on fertility decisions: gender differences in cross-national perspective -PhD Thesis-', Bielefeld, Ger.: University of Bielefeld. Department of Sociology.
- Schmitt J, J Wadsworth (2004) 'Computer assisted exam results', **Centrepiece**, 9: no.2(Summer), 9-15.
- Schmitt J, J Wadsworth (2004 Mar.) 'Is there an impact of household computer ownership on children's educational attainment in Britain?', **Centre For Economic Performance Discussion Papers**, 625. London: Centre for Economic Performance.
- Schraepfer, Joerg-Peter (2003 July) 'Explaining income nonresponse: a case study by means of the BHPS', **EPUNet-2003 Conference: the conference of the European Panel Users Network**: 3-5 July 2003, Colchester,
- Schober Pia (2007) 'Inequality or total workload? How domestic work matters to childbearing among British dual earner couples', BHPS-2007 Conference: the 2007 British Household Panel Survey Research Conference, 5 July -7 July 2007, Colchester, UK,
- Scott A (2000) 'Moves into residential care amongst older people in Britain' **BHPS 2001 Conference: the 2001 British Household Panel Survey Research Conference**, 5-7 July 2001, Colchester, UK.
- Scott, A, M Evandrou J Falkingham and J F Rake (2001) 'Going Into Residential Care: evidence from the BHPS 1991-1998' Discussion Paper 5. **London: ESRC-SAGE research group**, London School of Economics.
- Scott J (1995) "Using household panels to study micro-social change" **Innovation: The European Journal of Social Sciences**: 8 no.1 (Mar) : 61-74
- Scott J (1995) "Children as Respondents: Methods for Improving Data Quality". in L. Lyberg et al (eds) **Survey Measurement and Process Quality**. Wiley
- Scott J (1997) "Changing households in Britain: so families still matter" **Sociological Review**: 45, no.4 : 591-620
- Scott J (2000) 'Is it a different world to when you were growing up? generational effects on social representations and child-rearing values', **British Journal Of Sociology**, 51(2): 355-376.
- Scott J, D Alwin (1995) "Retrospective vs Prospective Reports in Family and Household Biographies" in J Giele and G Elder (Jnr) (eds) **Crafting Life Studies: Intersection of Personal and Social History**. Newbury Park: Sage (forthcoming)
- Scott J, D Alwin, M Braun (1995) "Sex-Role Attitudes Change: Britain in a Cross-National Perspective" **Sociological Research Group Working Paper** 16. University of Cambridge
- Scott J, M Brynin, R Smith, K Perren (1994) "British Household Panel Study: Youth Survey" **ESRC Research Centre on Micro-social Change**: University of Essex
- Scott J, M Brynin, R Smith (1995) "Interviewing Children in the British Household Panel Study" in J J Hox et al (eds) **Advances in Family Research**. Amsterdam, Thesis Publishers

- Scott J, C Chaudhary (2003 Mar.) *Beating the odds: youth and family disadvantage*, Leicester: National Youth Agency.
- Scott J, L Corti, C T Whelan "Gender differences in living arrangements, employment and stress: a comparison of Britain and Ireland" *European Scientific Network on Household Panel Studies, Working Paper*, 65: University of Essex
- Scott Jacqueline, Jane Nolan, Anke Plagnol (2009) 'Panel data and open-ended questions: understanding perceptions of quality of life', *21st Century Society: Journal Of The Academy Of Social Sciences*, 4 (2):123-135.
- Scott Jacqueline, Jane Nolan, Anke Plagnol (2009) 'Understanding perceptions of quality of life of British men and women', *GENET Newsletter*, 4 (Feb):4-5.
- Scott J, L Zac "Collective Memories in Britain and the United States" *Public Opinion Quarterly*. 57: 315-31
- Searle Beverley (2008) 'Well-being: in search of a good life?', Bristol: Policy Press.
- Sefton Tom (2007 Feb.) 'Using the British Household Panel Survey to explore changes in housing tenure in England', *CASEpapers*, CASE/117. London: STICERD.
- Sefton Tom, Maria Evandrou, Jane Falkingham (2008 Dec.) 'Family ties: women's work and family histories and their association with incomes in later life in the UK', *CASEpapers*, CASE/135. London: STICERD.
- Sefton James, Justin van de Ven, Martin Weale (2005) 'Means testing and retirement choices in Europe: a comparison of the British and Danish systems', *Fiscal Studies*, 26 (1):83-118.
- Self Abigail and Linda Zealey (ed.) (2007) 'Social trends: 2007 edition', Houndmills, Basingstoke: Palgrave Macmillan. 37.
- Self Abigail and Linda Zealey (ed.) (2008) 'Social trends: 2008 edition', Houndmills, Basingstoke: Palgrave Macmillan. 38.
- Senik Claudia (2005) 'Income distribution and well-being: what can we learn from subjective data?', *Journal Of Economic Surveys*, 19 (1):43-63.
- Senik Claudia (2007) 'Ambition and jealousy: income interactions in the 'old' Europe versus the 'new' Europe and the United States', *Economica*, [OnlineEarly Article].
- Seppala J (2004) 'The term structure of real interest rates: theory and evidence from UK index-linked bonds', *Journal Of Monetary Economics*, 51:7 (Oct.), 1509-1549.
- Serlenga L (2000) 'Three alternative approaches to test the permanent income hypothesis in dynamic panels' *BHPS 2001 Conference: the 2001 British Household Panel Survey Research Conference*, 5-7 July 2001, Colchester, UK.
- Serlenga L (2005) 'Three essays on the panel data approach to an analysis of economics and finance data -PhD Thesis-', Edinburgh: University of Edinburgh.
- Shaw M (2002 Mar.) 'The relationships (Civil Registration) Bill and the Civil Partnerships Bill: Bill 36 of 2001-02 and HL Bill 41 of 2001-02', *House Of Commons Library Research Paper*, 02/17. London: House of Commons Library.
- Shaw M, D Dorling, N Brimblecombe (1998) 'Explaining geographical inequalities in health', *Health Variations*, 2, 8-9.

- Shields Michael A, Melanie Ward (2001) 'Improving nursing retention in the National Health Service in England: the impact of job satisfaction on intentions to quit', **Journal Of Health Economics**, 20(5), 677-801.
- Shroeder Anna, Andrew Miles, Mike Savage, Susan Halford, Gindo Tampubolon (2008 Dec.) 'Mobility, careers and inequalities. A study of work-life mobility and the returns from education', **EHRC Research Report Series**, 8. Manchester: Equality and Human Rights Commission.
- Skinner Chris (2002) 'Covariance structure modelling with complex survey data -abstract-', **Statistics Canada Symposium Series**, 2002. Ottawa: Statistics Canada.
- Skinner, C and O Coker (1996) "Regression analysis for complex survey data with missing values of a covariate" **Journal of the Royal Statistical Society**. A 159, Part 2, pp 265-274
- Skinner Chris, Vieira Marcel de Toledo (2007) 'Variance estimation in the analysis of clustered longitudinal survey data', **Survey Methodology: A Journal Of Statistics Canada**, 33 (1):3-12.
- Sloane, P.J. and Theodossiu, I.(1996) "Earning Mobility, Family Income and Low Pay" **Economic Journal** V106\436 May pp 157-666
- Sloan P J and I Theodossiou (1998) "An Econometric Analysis of Low Pay and Earnings Mobility in Britain" in R. Asplund, P.J. Sloane and I. Theodossiou, editors, **Low Pay and Earnings Mobility in Europe** Edward Elgar, Cheltenham, Glos, 1998, pp 103-115.
- Sloan P J and I. Theodossiou (1998) "Low Wage Employment and the Minimum Wage in the UK" paper presented at the Lower Conference on Policies for Low Wage Employment and Social Exclusion in Europe, Groningen, Netherlands, 19-21 November
- Sloan P J and H Battu "Overeducation and Crowding Out in Britain" in A. de Grip and L. Borghans, editors, **Bumping Down in European Labour Markets** Edward Elgar, forthcoming
- Smith J C (2000) "Nominal wage rigidity in the United Kingdom", **Economic Journal**, 110 (462), C176--C195.
- Smith J (2000) 'Are pay cuts involuntary?' **BHPS 2001 Conference: the 2001 British Household Panel Survey Research Conference**, 5-7 July 2001, Colchester, UK.
- Smith Noel, Sue Middleton (2007) 'A review of poverty dynamics research in the UK', York: Joseph Rowntree Foundation.
- Smith Peter W F, Ann Berrington, Patrick Sturgis (2009) 'A comparison of graphical models and structural equation models for the analysis of longitudinal survey data', In Methodology of longitudinal surveys, by Peter Lynn (ed.), Chichester: Wiley. Ch. 22: 381-392.
- Smith Rachel (1992) "Audio visual aids in interviewer training " **American Association for Public Opinion Research Conference, Conference Paper**: ESRC Research Centre on Micro-social Change: University of Essex
- Smith Rachel (1996 Apr.) 'Capturing sensitive data from young people in a household setting', **Journal Of The Market Research Society**, 38: no.2, 177-183.
- Smith Rachel, N Moon (1994) "Annual harvest to make a vintage study" **Researchplus** (Dec) : 9-10
- Smith Sarah (2004) 'Stopping short? Evidence on contributions to long-term savings from aggregate and micro data', **FMG Discussion Papers**, 485. London: London School of Economics: Financial Markets Group.

- Smith Sarah (2004 Jan.) 'Stopping short: why do so many consumers stop contributing to long-term savings policies?', *FSA Occasional Paper Series*, 21. London: Financial Services Authority.
- Smith Sarah (2005) 'Can the retirement-consumption puzzle be resolved? evidence from the British Household Panel Study' *BHPS-2005 Conference: the 2005 British Household Panel Survey Research Conference*, 30 June -2 July 2005, Colchester, UK.
- Smith Sarah (2006 Jan.) 'Persistency of pension contributions in the UK: evidence from aggregate and micro-data', *CMPO Working Papers University Of Bristol*, 06/139. Bristol: University of Bristol: Department of Economics.
- Smith Sarah (2006) 'The retirement-consumption puzzle and involuntary early retirement: evidence from the British Household Panel Survey', *Economic Journal*, 116 (510):130-148.
- Smith Susan and Beverley A Searle (2008) 'Dematerialising money? Observations on the flow of wealth from housing to other things', *Housing Studies*, 23 (1):21-43.
- Snelgrove John W, Hynek Pikhart, Mai Stafford (2009) 'A multilevel analysis of social capital and self-rated health: evidence from the British Household Panel Survey', *Social Science And Medicine*, 68 (11):1993-2001.
- Solera Cristina (2008) 'Combining marriage and children with paid work: changes across cohorts in Italy and Great Britain', *ISER Working Papers*, 2008-22. Colchester: University of Essex.
- Somerfield (2006) 'Local life report', Somerfield.
- Sousa-Poza A, A A Sousa-Poza (2003 Sept.) 'Gender differences in Great Britain, 1991-2000: permanent or transitory?', *Applied Economics Letters*, 10: no.11 691-694.
- South Patrick Resolution Foundation (2006) 'Closing the advice gap: providing financial advice to people on low incomes', London: Resolution Foundation.
- Southerton D, M Tomlinson (2003 Feb.) "Pressed for time": the differential impacts of a 'time-squeeze", *CRIC Discussion Paper Series*, 60. University of Manchester.
- Steele Fiona (2008) 'Multilevel models for longitudinal data', *Journal Of The Royal Statistical Society Series A (Statistics In Society)*, 171 (1):5-19.
- Stephenson Terence (2009) 'Editorials. Children's health and the financial crisis. Children's services should not be an easy target to save money', *British Medical Journal*, 338: b1783.
- Stevens-Strohmann, Rosalind (2000) Social policy dissertation 1999-2000 MSc Social Research Methods'
- Stewart I, R Vaitilingam (ed.) (2004) 'Seven ages of man and women: a look at life in Britain in the second Elizabethan era', Swindon: ESRC.
- Stewart Mark B (1997) "Inter-temporal Variability in Individual Earnings", working paper, *University of Warwick*.
- Stewart Mark B (1998) "The Dynamics of the Relationship Between Low Pay and Poverty", working paper, *University of Warwick*.
- Stewart Mark B (1999) "Low Pay, No Pay Dynamics", in Persistent Poverty and Lifetime Inequality, HM Treasury Occasional Paper No. 10.
- Stewart Mark B (1999), "The Dynamics of Low Pay and Low Income", in The National Minimum Wage, Incomes and the Low Paid, Low Pay Commission Occasional Paper No. 2.

- Stewart Mark B (2000) 'Asset accumulation and the impact of working life factors on pensioner poverty' **BHPS 2001 Conference: the 2001 British Household Panel Survey Research Conference**, 5-7 July 2001, Colchester, UK.
- Stewart Mark B (2000) "The Inter-related Dynamics of Unemployment and Low Pay", working paper, **University of Warwick**, paper presented at the SOLE/EALE World Congress, Milan, 2000.
- Stewart Mark B (2001) "Estimation of the Individual-level Employment Effects of the Introduction of the National Minimum Wage", Report to the Low Pay Commission, April 2001.
- Stewart Mark B (2001) "Asset Accumulation and the Impact of Working Life Factors on Pensioner Poverty", working paper, **University of Warwick**, paper presented at the 2001 BHPS Research Conference, Colchester, July 2001.
- Stewart, Mark B (2002) 'Using the BHPS wave 9: additional questions to evaluate the impact of the National Minimum Wage', **Oxford Bulletin Of Economics And Statistics**, 64: suppl. S, 633-652.
- Stewart Mark B (2004) 'The impact of the introduction of the U.K. minimum wage on the employment probabilities of low-wage workers', **Journal Of The European Economic Association**, 2 (1):67-97.
- Stewart Mark B (2007) 'The interrelated dynamics of unemployment and low-wage employment', **Journal Of Applied Econometrics**, 22 (3):511-531.
- Stewart Mark B, J K Swaffield (1997) "Constraints on the desired hours of work of British men" **Economic Journal** 107(44):520-535
- Stewart Mark B, J K Swaffield (1997) "The dynamics of low pay in Britain" in P Gregg (ed.) *Jobs, Wages and Poverty: Patterns of Persistence and Mobility in the Flexible Labour Market*. London: Centre for Economic Performance
- Stewart Mark B, J K Swaffield (1998) "The earnings mobility of low-paid workers in Britain" in R Asplund and I Theodossiou (eds) *Low Pay and Earnings Mobility in Europe*. Cheltenham: Edward Elgar, ch 7, 116-135.
- Stewart Mark B, J K Swaffield (1999) "Low pay dynamics and transition probabilities" **Economica**, 66(261), 23-42
- Stewart Mark B, J K Swaffield (2001) "Using new information in the BHPS to evaluate the impact of the National Minimum Wage", April, **Report to the Low Pay Commission**
- Stewart Mark B, J K Swaffield (2002 Aug.) 'Using the BHPS wave 9 additional questions to evaluate the impact of the National Minimum Wage' **Oxford Bulletin Of Economics And Statistics**, 64:1, 633-652.
- Stillwell J, M Birkin, D Ballas, R Kingston, P Gibson (2004) 'Simulating the city and alternative futures' In *Twenty-first century Leeds: contemporary geographies of a regional city*, by Rachel Unsworth and John Stillwell (eds), Leeds: Leeds University Press: 345-364.
- Strauss Susanne (2008) 'Volunteering and social inclusion: interrelations between unemployment and civic engagement in Germany and Great Britain', Wiesbaden: VS, Verlag für Sozialwissenschaften.
- Stuchbury Rachel, Karen Glaser, Janet Askham, Anthea Tinker, Cecilia Tomassini (2005) 'Married or single: which shall I tick? findings from a study of BHPS marital status data' **BHPS-2005 Conference: the 2005 British Household Panel Survey Research Conference**, 30 June -2 July 2005, Colchester, UK, Colchester:

- Sturgis P (In Press) "Attitudes and Measurement Error Revisited" ***British Journal of Political Science***.
- Sturgis Patrick, Nick Allum (2004) 'Panel conditioning and scale reliability: evidence from the British Household Panel Study', American Association for Public Opinion Research Conference, Phoenix, Arizona 13-16 May.
- Sturgis Patrick, Nick Allum, Ian Brunton-Smith (2009) 'Attitudes over time: the psychology of panel conditioning', In *Methodology of longitudinal surveys*, by Peter Lynn (ed.), Chichester: Wiley. Ch. 7: 113-126.
- Sturgis Patrick, Nick Allum, Sanna Read, Roger Patulny, Roger (2008) 'Social and political trust: a longitudinal and comparative perspective: full research report ESRC end of award report, RES-163-25-0021', Swindon: ESRC.
- Sturgis Patrick, Nick Allum, Sanna Read, Roger Patulny (2009 Feb.) 'Social and political trust: a longitudinal and comparative perspective', In *Understanding Population Trends and Processes Research Findings*, Guildford: University of Surrey. Department of Sociology.
- Sturgis Patrick, Roger Patulny, Nick Allum, Nick (2007) 'Re-evaluating the individual level causes of trust: a panel data analysis', Reciprocity: Theories and Facts Conference, 22-24 February 2007, University of Milan-Bicocca, Milan, Italy,.
- Sullivan Oriel, Jonathan Gershuny (2001 June) 'Cross-national changes in time-use: some sociological (hi)stories re-examined', ***British Journal Of Sociology***, University of Essex. Institute for Social and Economic Research. 52, no.2, 331-347.
- Sullivan Oriel, Jonathan Gershuny (2001 Jan.) 'Cross-national changes in time-use: some sociological (hi)stories re-examined', ***ISER Working Papers***, 2001-1. Colchester: University of Essex. Institute for Social and Economic Research.
- Sullivan O, J Gershuny (2004) 'Inconspicuous consumption: work-rich, time-poor in the liberal market economy', ***Journal Of Consumer Culture***, 4(1): 79-100.
- Sutherland, Holly (2002) 'One parent families, poverty and labour policy', London: National Council for One Parent Families.
- Swaffield, JK (2000) "Gender, motivation, experience and wages" ***Centre For Economic Performance Discussion Papers***, 457: London: Centre for Economic Performance
- Swaffield, J.K. (2001) 'Does measurement error bias fixed-effects estimates of the union wage effect?', ***Oxford Bulletin Of Economics And Statistics***, 63, no.4, 437-457.
- Swaffield Joanna K (2007) 'Estimates of the impact of labour market attachment and attitudes on the female wage', ***Manchester School***, 75 (3):349-371.
- Tampubolon Gindo ([2007]) 'Fluxes and constants in the dynamics of friendships', ***ESRC Research Methods Programme Working Papers***, 25. Manchester: University of Manchester.
- Tampubolon Gindo, Mike Savage ([2007]) 'The social structuring of closest friendships: a creative assembly ?', ***ESRC Research Methods Programme Working Papers***, 27. Manchester: University of Manchester.
- Tavares Lara (2007) 'Non-cognitive skills, parenting practices and academic success', BHPS-2007 Conference: the 2007 British Household Panel Survey Research Conference, 5 July -7 July 2007, Colchester, UK,
- Taylor-Gooby Peter (2001) "Risk, Contingency and the Third Way: Evidence from BHPS and Qualitative Studies", ***Social Policy and Administration***, vol. 35, no. 2, pp. 195-211.

- Taylor Andrew, Damien R Ward (2006) 'Consumer attributes and the UK market for private medical insurance', *International Journal Of Bank Marketing*, 24 (7):444-460.
- Taylor M F, G Schmaus and G G Wagner (1993) "How to build a user friendly household panel data base" *European Scientific Network on Household Panel Studies, Working Paper 62*: University of Essex
- Taylor M P (1996) "Earnings, independence or unemployment: why become self-employed?" *Oxford Bulletin of Economics and Statistics* (May): 58, no.2 : 253-267
- Taylor M P (1998) `Self-employment survival, exit and bankruptcy in Britain' *Institute for Labour Research University of Essex Discussion Paper Series*, 98/24. Colchester: University of Essex: Institute for Labour Research.
- Taylor M P (1999) "Self-employment and windfall gains in Britain: evidence from panel data" *CEPR Discussion Paper Series*, 2084. London: Centre for Economic Policy Research.
- Taylor M P (1999) "Survival of the fittest? an analysis of self-employment duration in Britain" *The Economic Journal*, Vol 109, no 454, pC140-C155: Blackwell Publishers
- Taylor M P (2000) `Job search methods, intensity and success in Britain in the 1990s' *BHPS 2001 Conference: the 2001 British Household Panel Survey Research Conference*, 5-7 July 2001, Colchester, UK.
- Taylor, Mark P (2001 Nov.) 'Self- employment and windfall gains in Britain: evidence from panel data', *Economica*, 68: no. 272, 539-565
- Taylor Mark P (2004) 'Self-employment in Britain: when, who and why?', *Swedish Economic Policy Review*, 11: 139-173.
- Taylor Mark P (2006 Mar.) 'Tied migration and subsequent employment: evidence from couples in Britain', *ISER Working Papers*, 2006-5. Colchester: Institute for Social and Economic Research: University of Essex.
- Taylor Mark P (2006) 'Tell me why I don't like Mondays: investigating day of the week effects on job satisfaction and psychological well-being', *Journal Of The Royal Statistical Society Series A (Statistics In Society)*, Royal Statistical Society. 169, part 1: 127-142.
- Taylor Mark P (2007) 'Tied migration and subsequent employment: evidence from couples in Britain', *Oxford Bulletin Of Economics And Statistics*, 69 (6):795-818.
- Taylor Mark P, Elena Bardasi (2005) 'Marriages and wages' *BHPS-2005 Conference: the 2005 British Household Panel Survey Research Conference*, 30 June -2 July 2005, Colchester, UK
- Taylor Mark P, R Berthoud, S P Jenkins (2004 Sept.) 'Low income and multiple disadvantage 1991-2001: analysis of the British Household Panel Survey: a report for the Social Exclusion Unit in the Breaking the Cycle series', London: Office of the Deputy Prime Minister.
- Taylor Mark P, Stephen P Jenkins, Amanda Sacker (2009 May) 'Financial capability and wellbeing: evidence from the BHPS', *FSA Occasional Paper Series*, 34. London: Financial Services Authority.
- Taylor Mark P, David J Pevalin, Jennifer Todd (2007 (Jan.)) 'The psychological costs of unsustainable housing commitments', *Psychological Medicine*, (Epub ahead of print), 1-10.
- Taylor Mark P, Robert E Wright (2005 May) 'Are Scottish degrees better?' *ISER Working Papers*, 2005-6. Institute for Social and Economic Research: University of Essex.

- Theodossiou, I (1998) 'The effects of low-pay and unemployment on psychological well-being: a logistic regression approach', ***Journal Of Health Economics***, 17(1), 85-104
- Theodossiou I, A Zangelidis (2009) 'Career prospects and tenure-job satisfaction profiles: evidence from panel data', ***Journal Of Socio-Economics***, 38 (4):648-657.
- Thom, Graham and Paul Convery (2003) 'Employer engagement and the London labour market', ***Department For Work And Pensions Research Reports***, 185. London: Corporate Document Services.
- Thomas C, M Benzeval, S A Stansfeld (2005) 'Employment transitions and mental health: an analysis from the British Household Panel Survey' ***Journal Of Epidemiology And Community Health***, 59:3, 243-249.
- Thomas C, M Benzeval, S Stansfeld (2007) 'Psychological distress after employment transitions: the role of subjective financial position as a mediator', ***Journal Of Epidemiology And Community Health***, 61 (1):48-52.
- Tijdens Kea, Anna Dragstra (2007) 'How many hours do you usually work?' An analysis of the working hours questions in 26 large-scale surveys in six countries and the European Union', ***Time And Society***, 16 (1):119-130.
- Timms Stephen (2008) 'Work and Pensions - Poverty: Members in the Commons Hansard written answers text for 2 July 2008', ***Hansard*** (House of Commons Daily Debates), 892W-894W (column no.). London: TSO.
- Tomassini Cecilia, Karen Glaser, Rachel Stuchburyl (2007) 'Family disruption and support in later life: a comparative study between the United Kingdom and Italy', ***Journal Of Social Issues***, 63 (4):845-863.
- Tomassini Cecilia and Karen Glaser (2006) 'Family networks and support in later life: the perspective of the demographer', *Proceedings of the XLIII Scientific Meeting of the Società Italiana di Statistica*, Padova: Societa Italiana di Statistica.
- Tomlinson J, W Olsen, K Purdham 'Women returners and potential returners: employment profiles and labour market opportunities - a case study of the United Kingdom', ***European Sociological Review*** (2008), doi: 10.1093/esr/jcn053
- Tomlinson Mark, Robert Walker, Glenn Williams (2008) 'Measuring poverty in Britain as a multi-dimensional concept, 1991 to 2003', ***Journal Of Social Policy***, 37 (4):597-620.
- Townend Paul, Jie Xu, Mark Birkin, Andy Turner Belinda Wu (2009) 'MoSeS: Modelling and Simulation for e-Social Science', ***Philosophical Transactions Of The Royal Society A: Mathematical, Physical And Engineering Sciences***, 367 (1898):2781-2792.
- Tudela Merxe, Garry Young (2005) 'The determinants of household debt and balance sheets in the United Kingdom', ***Bank Of England Quarterly Bulletin***, 45 (3):373-373.
- Turok Ivan, Nick Bailey (2004) 'Twin track cities? competitiveness and cohesion in Glasgow and Edinburgh', ***Progress In Planning***, 62: 135-204.
- Twigg, Liz (1999) "Choosing a national survey to investigate smoking behaviour: making comparisons between the General Household Survey, the British Household Panel Survey and the Health Survey for England" ***Journal of Public Health Medicine***, Vol 21, No 1, pp14-21: Great Britain: Faculty of Public Health Medicine
- Twigg, Liz, G Moon and K Jones (2000) 'Predicting small-area health-related behaviour: a comparison of smoking and drinking indicators', ***Social Science And Medicine***, 50(7-8): 1109-1120.



- Uhrig S C Noah (2005 Aug.) 'Cinema is good for you: the effects of cinema attendance on self reported anxiety or depression and 'happiness'' **ISER Working Papers**, 2005-14. Institute for Social and Economic Research: University of Essex.
- Uhrig S. C. Noah (2007) 'The right end of attrition: repeated non-response in the British Household Panel Study -abstract-', BHPS-2007 Conference: the 2007 British Household Panel Survey Research Conference, 5 July -7 July 2007, Colchester, UK,
- Uhrig S. C. Noah (2007) 'The nature and causes of attrition in the BHPS', *Swiss Household Panel Study Conference, 15-17 February, Neuchatel, Switzerland*,
- Uhrig S. C. Noah (2008) 'The nature and causes of attrition in the British Household Panel Study', **ISER Working Papers**, 2008-05. Colchester: University of Essex.
- Uhrig S C Noah, Emanuela Sala (2009) 'When change matters: the effect of dependent interviewing on survey interaction in the British Household Panel Study', **ISER Working Papers**, 2009-09. Colchester: University of Essex.
- Unal B, J A Critchley, S Capewell. (2003) 'Missing, mediocre, or merely obsolete? an evaluation of UK data sources for coronary heart disease', **Journal Of Epidemiology And Community Health**, 57: 530-535
- University of Newcastle Upon Tyne; University of Leeds; Greater London Authority; London Research Centre (2002) 'Development of a migration model', London: Great Britain. Office of the Deputy Prime Minister.
- Urwin Peter, Giorgio Di Pietro, Patrick Sturgis, Gregor Jack (2008) 'Measuring the returns to networking and the accumulation of social capital: any evidence of bonding, bridging, or linking?', **American Journal Of Economics And Sociology**, 67 (5):941-968.
- Uunk Wilfred, Matthijs Kalmijn, Ruud J A Muffels (2005) 'The impact of young children on women's labour supply: a reassessment of institutional effects in Europe', **ACTA Sociologica**, 48 (1):41-62.
- Uzuki Yuka (2006) 'The effect of poverty on the non-participation of young people in education or employment in the UK: implications for anti-poverty policies and further research', **Review Of Comparative Social Security Research**, 154 :83-94.
- Valletta Robert G. (2004) 'The ins and outs of poverty in advanced economies: poverty dynamics in Canada, Germany, Great Britain, and the United States', **Federal Reserve Bank Of San Francisco Working Paper Series**, 2004-18. San Francisco, Calif.: Federal Reserve Bank of San Francisco.
- van Damme Maike (2007) 'Work or welfare? The long-term economic consequences of divorce for British and German women -abstract-', BHPS-2007 Conference: the 2007 British Household Panel Survey Research Conference, 5 July -7 July 2007, Colchester, UK,
- van der Vlist, Arno J, C Gorter, P Nijkamp, P Rietveld (2002 Jan.) 'Residential mobility and local housing market differences', **Tinbergen Institute Discussion Papers**, 02-003/3. Amsterdam-Rotterdam: Tinbergen Institute.
- van Doorslaer Eddy, Cristina Masseria OECD Health Equity Research Group (2004 May) 'Income-related inequality in the use of medical care in 21 OECD countries', **OECD Health Working Papers**, 14. Paris: OECD.
- van Doorslaer Eddy, Cristina Masseria, Xander Koolman (2006) 'Inequalities in access to medical care by income in developed countries', **Canadian Medical Association Journal**, 174 (2):177-183.

- van Klaveren Chris, Bernard M S van Praag, Henriette Maassen van den Brink (2005) 'Empirical estimation results of a collective household time allocation model', **Tinbergen Institute Discussion Papers**, TI 2005-096/3. Amsterdam-Rotterdam: Tinbergen Institute.
- Van Kerm, Philippe (2005) 'Glass ceilings? gender differences in wage growth and promotion' **BHPS-2005 Conference: the 2005 British Household Panel Survey Research Conference**, 30 June -2 July 2005, Colchester, UK.
- van Kippersluis H, T Van Ourti, O O'Donnell, Eddy van Doorslaer 'Health and income across the life cycle and generations in Europe', **Journal Of Health Economics**, (2009), doi: 10.1016/j.jhealeco.2009.04.001
- van Praag Bernard M S, Barbara E Baarsma (2005) 'Using happiness surveys to value intangibles: the case of airport noise', **Economic Journal**, 115 (500):224-246.
- van Praag B M.S, A Ferrer-i-Carbonell (2002) 'Age-differentiated QALY losses', **Tinbergen Institute Discussion Papers**, 015/3. Amsterdam: Tinbergen Institute.
- van Praag B M S, A Ferrer-i-Carbonell (2004) 'Happiness quantified: a satisfaction calculus approach', Oxford: Oxford University Press.
- van Soest Arthur (2007) 'Labor market status and transitions during the pre-retirement years: learning from international differences', UNIVERSITY OF MICHIGAN RETIREMENT RESEARCH CENTRE WORKING PAPERS, 2007-149. Michigan: University of Michigan: Retirement Research Center.
- Verma Anil (2005) 'What do unions do to the workplace? Union effects on management and HRM policies', **Journal Of Labor Research**, 26 (3):415-449.
- Villanueva Ernesto (2005) 'Inter vivos transfers and bequests in three OECD countries', **Economic Policy**, 20 (43):505-656.
- Villosio C (1998) "Short Employment Spells in Italy, Germany and Great Britain: testing the port of entry hypothesis" **mimeo, submitted at the EJ** as part of a collective submission on tenure and reallocation of labour
- Villosio C "Study on wage flexibility and mobility in the EU" **report prepared for DGV** (to be finished in November 1998)
- Voas David (2005) 'Religious decline in the UK: blame the parents not the churches', *The Edge*, 19 :20.
- Voas David, A Crockett (2005) 'Religion in Britain: neither believing nor belonging' **Sociology**, 39:1, 11-28.
- Vogel Claudia (2007) 'Flexible beschäftigung und soziale ungleichheit: teilzeitbeschäftigung in Großbritannien und Deutschland im vergleich -PhD Thesis-', : Flexible employment and social inequality: part-time work in the UK and Germany in comparison , Berlin: Humboldt Universität zu Berlin.
- Vogler Carolyn (2005) 'Cohabiting couples: rethinking money in the household at the beginning of the twenty first century', **Sociological Review**, 53 (1):1-29.
- Vuri D (2000) `Propensity score estimates of the effect of fertility on marital dissolution' **BHPS 2001 Conference: the 2001 British Household Panel Survey Research Conference**, 5-7 July 2001, Colchester, UK.
- Wade T J, D J Pevalin (2004) 'Marital transitions and mental health', **Journal Of Health And Social Behavior**, 45: 155-170.

- Wadsworth, M.E.J. (1997) 'Health inequalities in the life course perspective', ***Social Science And Medicine***, 44, iss.6, 859-869.
- Walby, Sylvia, W Olson (2003 July) 'The UK gender wage and gendered work histories', ***BHPS-2003 Conference: the 2003 British Household Panel Survey Research Conference***, 3-5 July 2001, Colchester, UK
- Waldron Matt, Garry Young (2006) 'The state of British household finances: results from the 2006 NMG Research survey', ***Bank Of England Quarterly Bulletin***, 46 (4):397-403.
- Waldron Matt, Garry Young (2007) 'Household debt and spending: results from the 2007 NMG Research survey', ***Bank Of England Quarterly Bulletin***, 47 (4):512-521.
- Walker I, A Thompson, Labour Supply: Wages & Disability, ***Keele Working Paper 96*** submitted to journal '***Labour Economics***'
- Walker I, Y Zhu (2004 July) 'Child support liability and partnership dissolution', ***IFS Working Paper Series***, WP04/18. London: Institute for Fiscal Studies.
- Walker Ian, Yu Zhu (2005 Nov.) 'Do fathers really matter? Or is it just their money that matters? Evidence from the British Household Panel Survey', Coventry: University of Warwick: Department of Economics.
- Walker Ian, Yu Zhu (2006) 'Child support and partnership dissolution', ***Economic Journal***, 116 (510):93-109.
- Walker, R, P Trinder and K Ashworth (1995) "Benefit Dynamics in Britain: Prevalence and duration of receipt" ***Loughborough: Centre for Research in Social Policy Working Paper CRSP 249S***
- Walker, R. and Ashworth, K. (1998) Welfare Benefits and Recession in Britain. In Walker, R. and Leisering, L (Eds) ***Dynamics of Modern Society: Policy, Poverty and Welfare***. Bristol: Policy Press.
- Wall, T with C.S. Borrill, M.A. West, G.E. Hardy, D.A.Schapiro, A.Carter, D.A.Golya, C.E. Haynes (1996) ***Mental Health of the Workforce in NHS Trusts***, Phase 1 Final Report. Institute of Work Psychology, University of Sheffield and Dept. of Psychology, University of Leeds.
- Wall T D et al (1997) "Minor psychiatric disorder in NHS trust staff: occupational and gender differences" ***British Journal of Psychiatry***, 171, 519-523
- Warde A, G Tampubolon (2004 Dec.) 'Social capital, networks and leisure consumption', ***CRIC Discussion Paper Series***, 42. Manchester: University of Manchester.
- Warren T (2000) "Diverse breadwinner models: a couple-based analysis of gendered working time in Britain and Denmark", ***Journal of European Social Policy***, 10, 4, 349-371.
- Warren T (2000) "Women in low status part-time jobs: a class and gender analysis", ***Sociological Research Online***, vol 4, no 4, <http://www.socresonline.org.uk/4/4/warren.html>.
- Warren Tracey (2000) 'Diverse breadwinner models: a couple-based analysis of gendered working time in Britain and Denmark', ***Journal Of European Social Policy***, 10 (4):349-371.
- Warren T (2001) "Divergent female part-time employment in Britain and Denmark and the implications for gender equity", ***Sociological Review*** (forthcoming in November).
- Warren T (2003) 'Class- and Gender-based working time? time poverty and the division of domestic labour', ***Sociology***, 37:4, 733-752.

- Warren T. (2004 Mar.) 'Working part-time: achieving a successful 'work-life' balance?', **British Journal Of Sociology**, 55:1, 99-122.
- Warren Tracey (2008) 'Divergent female part-time employment in Britain and Denmark and the implications for gender equity', **Sociological Review**, 49 (4):548-567.
- Warren Tracey, Elizabeth Fox, Gillian Pascall (2009) 'Innovative social policies: implications for work-life balance among low-waged women in England', **Gender, Work And Organization**, 16 (1):126-150.
- Watson Nicole, Mark Wooden (2004) 'The HILDA Survey four years on', **Australian Economic Review**, 37 (3):343-349.
- Webb S (1995) "Poverty dynamics in Great Britain: preliminary analysis from the British Household Panel Survey" **IFS Commentary Series**, 48: Institute for Fiscal Studies
- Weich S, G Lewis (1998) "Material standard of living, social class, and the prevalence of the common mental disorders in Great Britain" **Journal of Epidemiology and Community Health**: 52 : 8-14
- Weich S, G Lewis (1998) "Poverty, unemployment, and common mental disorders: population based cohort study" **BMJ** (Jul): 317 : 115-118
- Weich S, G Lewis, S P Jenkins (2001) 'Income inequality and the prevalence of common mental disorders in Britain' **British Journal of Psychiatry**, 178, 222-227.
- Weich, S, G Lewis, S P Jenkins (2002) 'Income inequality and self rated health in Britain', **Journal Of Epidemiology And Community Health**, 56: 436-441.
- Weich S, A Sloggett, G Lewis (1998) "Social roles and the gender difference in the prevalence of common mental disorders" **British Journal of Psychiatry**, 173: 489-493
- Weich S, A Sloggett, G Lewis (2001) "Social roles and the gender difference in rates of the common mental disorders in Britain: a 7-year, population-based cohort study". **Psychological Medicine** 31, 1055-1064.
- Weich Scott, Liz Twigg, G Lewis, K Jones (2005) 'Geographical variation in rates of common mental disorders in Britain', **British Journal Of Psychiatry**, 187 (Jul):29-34.
- Weich Scott, Liz Twigg, Glyn Lewis (2006) 'Rural/non-rural differences in rates of common mental disorders in Britain', **British Journal Of Psychiatry**, 188: 51-57.
- Westaway Jenny, Stephen McKay (2007) 'Women's financial assets and debts', London: Fawcett Society.
- Wetzels C (1999) 'Squeezing birth into working life: Household Panel Data Analyses comparing Germany, Great Britain, Sweden and the Netherlands' Thesis Publishers Amsterdam (book)
- White, M, E Clemson '**Risky Moves out of Unemployment**' - forthcoming
- White, M, J Forth (1998) **Pathways through unemployment: The effects of a flexible labour market** York: Joseph Rowntree Foundation
- Whitehouse Edward (2000 Nov.) 'Paying for pensions. An international comparison of administrative charges in funded retirement-income systems', **FSA Occasional Paper Series**, 13. London: Financial Services Authority.
- Whitley J, R Windram, P Cox (2004) 'An empirical model of household arrears', **Bank Of England Working Paper Series**, 214. London: Bank of England.

- Wicks Malcolm (2007) 'Trade and Industry - British Household Panel Survey: Members in the Commons Hansard written answers text for 9 January 2007', Hansard (House of Commons Daily Debates), 503W-506W (column no.). London: TSO.
- Wiggins R, P Higgs, M Hyde, D Blane(2004) 'Quality of life in the third age: key predictors of the CASP-19 measure', ***Aging and Society***, 2004;24:693-708
- Wiggins R, G Netuveli (2005) 'Quality of life and well-being in the Third Age: key predictors of CASP-19 & GHQ-12 for sample members aged 50 years and above in the British Household Panel Survey' ***BHPS-2005 Conference: the 2005 British Household Panel Survey Research Conference***, 30 June -2 July 2005, Colchester, UK.
- Wiggins R D, G Netuveli, M Hyde, P Higgs, D Blane (2007 (Dec.)) 'The evaluation of a self-enumerated scale of quality of life (CASP-19) in the context of research on ageing: a combination of exploratory and confirmatory approaches', ***Social Indicators Research***, [Online First].
- Wiggins R D, P Schofield, A Sacker, M Bartley (2004) 'Social position and minor psychiatric morbidity over time in the British Household Panel Survey 1991-1998', ***Journal Of Epidemiology And Community Health***, 58: 779-787.
- Wildman, J. (2003 Mar.) 'Income related inequalities in mental health in Great Britain: analysing the causes of health inequality over time', ***Journal Of Health Economics***,
- Wilkinson, David, S Machin '***Employee Training and Unequal Access and Economic Performance***' Paper for Commission on Public Policy and British Business Issue Paper 1 published by IPPR
- Wilkinson, Helen, G Mulgan (1995) "Freedom's children: work, relationships and politics for 18-34 year olds in Britain today" ***Demos Papers*** 17 London: DEMOS
- Williams Nicolas, 'Seniority, experience, and wages in the UK', ***Labour Economics*** (2008), doi: 10.1016/j.labeco.2008.09.003
- Willitts Maxine (2006) 'Measuring child poverty using material deprivation: possible approaches', ***Department For Work And Pensions Research Working Paper Series***, 28. Department of Social Security. Analytical Services Division.
- Willitts M, M Benzeval, S A Stansfield (2004) 'Partnership history and mental health over time', ***Journal Of Epidemiology And Community Health***, 58: 53-58.
- Wills Wendy, Emily Grundy (2000) 'Using data to research the food choice, family life and well-being of young people' ***British Sociological Association Youth Study Group conference*** 2000, 11-12 July 2000, University of Surrey, Surrey:
- Wilson Tim, David Buck, Chris Ham (2005) 'Rising to the challenge: will the NHS support people with long term conditions?', ***British Medical Journal***, 330 (7492):657-661.
- Wolfers Justin (2003) 'Is business cycle volatility costly? evidence from surveys of subjective well-being', ***Stanford Graduate School Of Business Research Paper Series***, 1751(R).
- Wooden Mark, Diana Warren (2004) 'Non-standard employment and job satisfaction: evidence from the HILDA Survey', ***Journal Of Industrial Relations***, 46 (3):275-297.
- Wooden Mark, Nicole Watson (2007) 'The HILDA Survey and its contribution to economic and social research (so far)', ***Economic Record***, 83 (261):208-231.

- Worku Seble, Siv S Gustafsson (2005) 'Education, assortative mating and the duration to couple formation and first birth in Britain and Sweden' **BHPS-2005 Conference: the 2005 British Household Panel Survey Research Conference**, 30 June -2 July 2005, Colchester, UK.
- Wright, R A, David Bell and Robert A Hart (1997) "Multiple Jobholding as a hedge against unemployment" **CEPR Discussion Paper**, 1626, London: Centre for Economic Policy Research.
- Wright Robert E (1999) "The rate of return to private schooling" **IZA Discussion Papers, 92**: Bonn: Forschungsinstitut zur Zukunft der Arbeit Institute for the Study of Labor
- Wu B., J Hine. (2002 Mar.) 'Report on analysis of databases for impacts of road user charging and work place parking levy on social exclusion/inclusion', Jordanstown: University of Ulster: Transport Planning and Policy Group
- Wu Zhongmin, Mark Baimbridge and Yu Zhu (2008 (Feb.)) 'Multiple job holding in the United Kingdom: evidence from the British Household Panel Survey', **Applied Economics**, [iFirst].
- Wunder Christoph, Johannes Schwarze, Gerhard Krug, Bodo Herzog (2007) 'Welfare effects of the Euro cash changeover', BHPS-2007 Conference: the 2007 British Household Panel Survey Research Conference, 5 July -7 July 2007, Colchester, UK,
- Wunder Christoph, Johannes Schwarze, Gerhard Krug, Bodo Herzog (2006) 'Welfare effects of the Euro cash changeover', **IZA Discussion Papers**, 2508.
- Wunder Christoph, Johannes Schwarze, Gerhard Krug, Bodo Herzog (2008) 'Welfare effects of the euro cash changeover', **European Journal Of Political Economy**, 24 (3):571-586.
- Wunder Christoph, Andrea Wiencierz, Johannes Schwarze, Helmet Küchenhoff, Sara Kleyer, Philipp Bleninger (2009 May) 'Well-being over the life span: semiparametric evidence from British and German longitudinal data', **SOEP Papers on Multidisciplinary Panel Data Research**, 179. Berlin: Deutsches Institut für Wirtschaftsforschung.
- Wunder Christoph, Andrea Wiencierz, Johannes Schwarze, Helmet Küchenhoff, Sara Kleyer, Philipp Bleninger (2009 May) 'Well-being over the life span: semiparametric evidence from British and German longitudinal data', **DIW Discussion Papers**, 889. Berlin: Deutsches Institut für Wirtschaftsforschung.
- Wunder Christoph, Andrea Wiencierz, Johannes Schwarze, Helmet Küchenhoff, Sara Kleyer, Philipp Bleninger (2009 Apr.) 'Well-being over the life span: semiparametric evidence from British and German longitudinal data', **IZA Discussion Papers**, 4155. Bonn: Forschungsinstitut zur Zukunft der Arbeit Institute for the Study of Labor.
- Yu Keming, Philippe Van Kerm, Jin Zhang (2004) 'Bayesian quantile regression: an application to the wage distribution in 1990s Britain', **IRISS Working Paper Series**, 2004-10.
- Zabel Cordula (2007 (Feb.)) 'Eligibility for maternity leave and first birth timing in Great Britain', **MPIDR Working Paper Series**, 2007-009. Rostock, Ger.: Max Planck Institute for Demographic Research.
- Zabel Cordula, 'Eligibility for maternity leave and first birth timing in Great Britain', **Populationresearch And Policy Review** (2008), doi: 10.1007/s11113-008-9098-1
- Zaidi, Asghar (2002) 'Income mobility of the elderly in Great Britain and The Netherlands: a comparative investigation', **Economics Working Papers In Oxford**, 107. Oxford: Oxford University. Department of Economics.
- Zaidi Asghar (2008) 'Well-being of older people in ageing societies', Aldershot: Ashgate Publishing Limited/European Centre Vienna.

- Zaidi Asghar, Tania Burchardt (2005) 'Comparing incomes when needs differ: equivalization for the extra costs of disability in the UK', **Review Of Income And Wealth**, 51 (1):89-114.
- Zaidi A, J R Frick, F Buchel, (2003) 'Income risks within retirement in Great Britain and Germany: a first snapshot' **Schmollers Jahrbuch**, 2003-1.
- Zaidi A, J R Frick, F Buchel (2004 Dec.) 'Income mobility in old age in Britain and Germany', **CASEpapers**, CASE/89. London: STICERD.
- Zaidi, Asghar, J R Frick, F Buchel (2003) 'Income risks within retirement in Great Britain and Germany', 163-176. **Proceedings of the 5th International Conference of German Socio-Economic Panel Users**, Bristol: Policy Press.
- Zaidi, Asghar, J R Frick, F Buchel (2003 June) 'Income dynamics in old age in Great Britain and West Germany', **BHPS-2003 Conference: the 2003 British Household Panel Survey Research Conference**, 3-5 July 2001, Colchester, UK,
- Zaidi A, K Rake, J Falkingham (2001) 'Income Mobility in Later Life' Discussion Paper 3. **London: ESRC-SAGE research group**, London School of Economics.
- Zaidi AS, K de Vos (2002) 'Income mobility of the elderly in Great Britain and the Netherlands: a comparative investigation', **SAGE Discussion Paper Series**, 9. London: ESRC SAGE Research Group.
- Zangelidis Alexandros (2007) 'Occupational and industry specificity of human capital in the British labour market', University Of Aberdeen Business School: Centre For European Labour Market Research Discussion Paper, 2007-25. Aberdeen: University of Aberdeen.
- Zangelidis Alexandros (2008) 'Seniority profiles in unionized workplaces: do unions still have the edge?', **Oxford Bulletin Of Economics And Statistics**, 70 (3):327-345.
- Zhang Shasha (2007) 'Civic participation in Britain, 2003-4 -abstract-', **BHPS-2007 Conference: the 2007 British Household Panel Survey Research Conference**, 5 July -7 July 2007, Colchester, UK,
- Zimmermann Klaus F, Michael Vogler (ed.) (2003) 'Family, household and work', Berlin: Springer.
- Zipp J F, A Prohaska, M Bemiller (2004) 'Wives, husbands, and hidden power in marriage', **Journal Of Family Issues**, 25:7 (Oct.), 933-958.
- Zipp J F, J Toth (2002) 'She said, he said, they said: the impact of spousal presence in survey research', **Public Opinion Quarterly**, 66, 177-208.
- Zuckerman A S, M Brynin (2001) "The Concept Party Identification: Lessons from the BHPS and the GSOEP" Presented to the Conference on the British Household Panel Study. ISER, University of Essex, June 28-30 2001.
- Zuckerman A S, J Dasovic, J Fitzgerald, M Brynin 'The dynamics of partisanship in established democracies: evidence from British and German Panel Surveys', **BMW Center for German and European Studies Working Paper Series**, 2-03. BMW Center for German and European Studies.
- Zuckerman Alan S, Josip Dasovic, Jennifer Fitzgerald (2007) 'Partisan families: the social logic of bounded partisanship in Germany and Britain', **Cambridge Studies In Public Opinion And Political Psychology**, Cambridge: Cambridge University Press.
- Zuckerman Alan S., L Kotler-Berkowitz (1998) "Politics and Society: Political Diversity and Uniformity in Households as a Theoretical Puzzle" **Comparative Political Studies**, August. 31:4:464-97.

Zuckerman Alan S, Laurence A Kotler-Berkowitz (1998) 'Politics and society: political diversity and uniformity in households as a theoretical puzzle', *Comparative Political Studies*, 31 (4):464-497.

2008 'Location, location, location maps happiness', *Perspectives In Public Health*, 128 (6):277.

2008 'Marriage rules OK', *Society Now*, ESRC. 2 :9.

3000ft Strategic Insight (2009 Feb.) 'Chapter 1: singleton society. A new look at trends and forecasts for single living, and an assessment of the impact of single living on individuals', Living changes 2009: a programme of research sponsored by Lloyds, London: 3000ft Strategic Insight. 1-19.

### **5.3. Notice for Users of BHPS Data**

All users who obtain **BHPS** data through the Data Archive will have been required to sign a User Undertaking Form, under the terms of which they are required to deposit in the Data Archive two copies of all publications arising from the use of the data. One of these copies will be held in the Institute's Research Resources Unit. A list of these related publications can be obtained from that Unit upon request.





## **Appendix 6. Indexes**



## Appendix 6.1. Subject Category Thesaurus

*This Thesaurus has been created to allow users to more readily locate the variables which are most relevant to their research interests, and to find other variables with related data throughout the database. There are two types of entry:*

*Terms marked with a \* are main terms which actually appear in the Cross-Wave Subject Category Index. For many of these, other related terms are indicated by "See also":*

*Alternative or expanded terms have references to the main term entries under which it is likely that variables of interest will appear.*

*Once you have consulted this Thesaurus, the identified terms can be used to interrogate the Cross-Wave Subject Category Index.*

### **Absence from work**

See Employment: Hours of Work and Overtime

### **Accidents**

See Health: Accidents, Illness

### **Accommodation**

See Housing: Size and Condition of Dwelling

### **Adopted Children**

See Children

### **Adoption**

See Children

### **Affiliation and Social Psychology**

See Social and Interest Group Activity  
Social and Interest Group Membership

### **Age**

See Socio-Demographic Characteristics

### **Alimony**

See Financial Management: External Transfers

### **Allowances**

See Financial Management: Allowances  
Incomes: Benefits and Allowances and Pensions  
Housing: Allowances/Rebates

### **Assets**

See Financial Management: Savings and Bank Accounts  
Housing: Ownership Status and Tenure  
Incomes: Rents, Savings, Investments

### **Attitudes**

See Employment: Attitudes to Work and Incentives  
Health: NHS vs Private  
Values, Opinions and Attitudes

### **Bedrooms**

See Housing: Size and Condition of Dwelling

<b>Benefits</b>	See	Employment: Benefits Receipt Incomes: Benefits and Allowances and Pensions
<b>Births</b>	See	Children Fertility
<b>Birthplace</b>	See	Geographic Location Socio-Demographic Characteristics
<b>Board/Keep</b>	See	Financial Management: Internal Transfers
* <b>Caring</b>		
See also	Child Care	
<b>Cars</b>	See	Transport
<b>Central Heating</b>	See	Household Consumption: Heating and Fuel
* <b>Child Care</b>		
See also	Gender Roles Family Life	
<b>Child Support</b>	See	Financial Management: External Transfers
* <b>Children</b>		
See also	Family Life	
<b>Children: Care for</b>	See	Child Care
<b>Children: Financial Transfers To</b>	See	Financial Management: External Transfers Incomes
<b>Children: Health</b>	See	Health: Childrens Health
<b>Children: Maintenance</b>	See	Financial Management: External Transfers
<b>Children: Number</b>	See	Children Fertility Socio-Demographic Characteristics
<b>Class</b>	See	Social Classification Values, Opinions and Attitudes
<b>Clinic Visits</b>	See	Health: Hospital and Clinic Use Health: Medical Consultations

**Cohabitation History**

See Marital and Cohabitation History  
Marital Status

**Colour Television**

See Household Consumption: Consumer Durables

**\* Computers and Computing**

**CD Player**

See Household Consumption: Consumer Durables

**Consumer Confidence**

See Financial Management: Savings and Bank Accounts  
Financial Management: Material Well-Being

**Consumer Durables**

See Household Consumption: Consumer Durables

**Consumption**

See Household Consumption  
Household Consumption: Consumer Durables  
Household Consumption: Heating and Fuel  
Household Consumption: Food  
Household Consumption: Home Improvements  
Health: Use of Health and Welfare Services

**Country of Birth**

See Geographic Location  
Socio-Demographic Characteristics

**Credit and Debt**

See Financial Management: Credit and Debt  
Financial Management: Loan Repayments  
Financial Management: Problems  
Financial Management: Savings and Bank Accounts  
Housing: Rent, Mortgage and Loan Details  
Incomes: Rents, Savings, Investments

**\* Crime**

See also Neighbourhood and Residence

**Decision-Making**

See Gender Roles

**Demographic Information**

See Children  
Socio-Demographic Characteristics

**Dependants Allowances**

See Incomes: Benefits and Allowances and Pensions

**Difficulties with Rent**

See Incomes: Benefits and Allowances and Pensions  
Housing: Problems  
Housing: Rent, Mortgage and Loan Details

**Disability Allowances**

See Incomes: Benefits and Allowances and Pensions

**Disabilities**

See Health: Accidents, Illness  
 Health: Effect on Daily Life, Employment  
 Incomes: Benefits and Allowances and Pensions

**Dishwashers**

See Household Consumption: Consumer Durables

**Division of Labour in Household**

See Child Care  
 Gender Roles  
 Values, Opinions and Attitudes

**Divorce**

See Marital and Cohabitation History  
 Marital Status

**Doctors**

See Health: Childrens Health  
 Health: Medical Consultations  
 Health: NHS vs Private  
 Health: Use of Health and Welfare Services

**Domestic Duties, Responsibility For**

See Child Care  
 Gender Roles  
 Values, Opinions and Attitudes  
 Family Life

**Driving Licences**

See Transport

**Earnings**

See Employment: Self-Employment  
 Employment: Wages, Salary and Deductions  
 Employment History: Wages, Salary and Deductions  
 Incomes

**\* Education: Background and Attainments**

**\* Education: Recent Education and Training**

**Elderly**

See Employment: Labour Force Status  
 Employment: Superannuation and Pension Schemes  
 Financial Management: Pensions  
 Incomes: Benefits and Allowances and Pensions  
 Socio-Demographic Characteristics

**\* Employment: Attitude to Work and Incentives**

**\* Employment: Benefits Receipt**

**\* Employment: Expectations**

**\* Employment: Hours Worked and Overtime**

**\* Employment: Industrial and Occupational Classification**

**\* Employment: Labour Force Status**

\* **Employment: Length of Job Tenure**

\* **Employment: Not Working/Seeking Work**

\* **Employment: Prospects and Training**

See also Education: Background and Attainments  
Education: Recent Education and Training  
Values, Opinions, and Attitudes

\* **Employment: Second Job**

\* **Employment: Sector and Duties**

\* **Employment: Self-Employment**

\* **Employment: Superannuation and Pension Schemes**

\* **Employment: Travelling Time and Means of Travel**

See also Transport

\* **Employment: Wages, Salary and Deductions**

See also Employment History: Wages, Salary and Deductions

\* **Employment: Workplace and Size of Firm**

See also Employment History: Size, Sector and Duties

\* **Employment History: Labour Force Status Spells**

See also Lifetime Employment History

\* **Employment History: Reasons for Leaving and Taking Jobs**

\* **Employment History: Size, Sector and Duties**

See also Employment: Workplace and Size of Firm

\* **Employment History: Wages, Salary and Deductions**

See also Employment: Wages, Salary and Deductions

\* **Environmental Issues**

See also Values, Opinions and Attitudes

\* **Ethnicity**

See also Geographic Location, Geographic Mobility

**Expenditure**

See Financial Management: External Transfers  
Financial Management: Internal Transfers  
Financial Management: Loan Repayments  
Financial Management: Material Well-Being  
Financial Management: Personal Spending

**External Transfers**

See Financial Management: External Transfers  
Financial Management: Loan Repayments  
Financial Management: Material Well-Being  
Financial Management: Personal Spending

**Family Allowances**

See Financial Management: Allowances  
Incomes: Benefits and Allowances and Pensions



## **Family History**

See Children  
Fertility  
Marital and Cohabitation History

## **\* Family Life**

See also Children  
Values Opinions and Attitudes

## **Family Structure**

See Children  
Fertility  
Marital and Cohabitation History  
Relationship between Household Members  
Socio-Demographic Characteristics

## **Family Values**

See Values, Opinions and Attitudes

## **Father's Employment**

See Socio-Demographic Characteristics

## **Father's Job Title**

See Socio-Demographic Characteristics

## **\* Fertility**

See also Children

## **Finance**

See Financial Management  
Incomes

## **\* Financial Management: Allowances**

## **\* Financial Management: Credit and Debt**

## **\* Financial Management: External Transfers**

## **\* Financial Management: Internal Transfers**

## **\* Financial Management: Loan Repayments**

See also Housing: Rent, Mortgage and Loan Details

## **\* Financial Management: Material Well-Being**

## **\* Financial Management: Personal Spending**

## **\* Financial Management: Pensions**

## **\* Financial Management: Problems**

See also Credit and Debt

## **\* Financial Management: Savings and Bank Accounts**

See also Incomes: Rents, Savings, Investments

## **Food**

See Household Consumption: Food

**Freezer**

See Household Consumption: Consumer Durables

**Friendship**

See Social Support Networks

**Fuel**

See Household Consumption: Heating and Fuel

**Full-Time Education**

See Education: Background and Attainments  
Education: Recent Education and Training

**Gas**

See Household Consumption: Heating and Fuel

**\* Gender Roles**

See also Child Care  
Financial Management: Personal Spending  
Values, Opinions and Attitudes

**General Election**

See Political Support and Behaviour  
Values, Opinions and Attitudes

**General Health Questionnaire**

See Health: Personal Health Condition

**\* Geographic Location**

See also Geographic Mobility  
Neighbourhood and Residence

**\* Geographic Mobility**

See also Geographic Location  
Neighbourhood and Residence

**Government Policies**

See Values, Opinions and Attitudes

**Handicapped**

See Health: Personal Health Condition  
Caring

**\* Health: Accidents, Illness**

**\* Health: Childrens Health**

**\* Health: Effect on Daily Life, Employment**

**\* Health: Hospital and Clinic Use**

**\* Health: NHS vs Private**

**\* Health: Medical Consultations**

**\* Health: Personal Health Condition**

**\* Health: Smoking**

**\* Health: Subjective Well-Being**

**\* Health: Use of Health and Welfare Services**

**Heating**

See Household Consumption: Heating and Fuel

**Home Computer**

See Household Consumption: Consumer Durables

**Home Improvements**

See Household Consumption: Home Improvements  
Housing: Size, Condition of Housing

**Home Purchase**

See Housing: Ownership Status and Tenure  
Housing: Rent, Mortgage and Loan Details

**Home Working**

See Employment: Workplace and Size of Firm  
Employment History: Size, Sector and Duties  
Lifetime Employment History

**Hospital**

See Health: Accidents, Illness,  
Health: Hospital and Clinic Use  
Health: Medical Consultations  
Health: Use of Health and Welfare Services

**Hospital Visits**

See Health: Hospital and Clinic Use

**Hours of Work**

See Employment: Hours Worked and Overtime

**House Purchase**

See Housing: Ownership Status and Tenure  
Housing: Rent, Mortgage and Loan Details

**House Values**

See Housing: Ownership Status and Tenure  
Housing: Rent, Mortgage and Loan Details

**\* Household Changes**

See also Geographic Mobility

**Household Composition**

See Relationship between Household Members  
Socio-Demographic Characteristics

**\* Household Consumption**

**\* Household Consumption: Consumer Durables**

**\* Household Consumption: Food**

**\* Household Consumption: Heating and Fuel**

**\* Household Consumption: Home Improvements**

**Household Finances: Decision-Making**

See Gender Roles

**Household Type**

See Household Changes  
Key Linking Variable  
Relationship between Household Members

**Housekeeping - Responsibility for**

See Gender Roles

**Housekeeping Costs**

See Financial Management: Internal Transfers

**Housework**

See Gender Roles

\* **Housing: Allowances/Rebates**

\* **Housing: Local Authority and Services Charges**

\* **Housing: Ownership Status and Tenure**

\* **Housing: Problems**

\* **Housing: Rent, Mortgage and Loan Details**

\* **Housing: Size and Condition of Dwelling**

See also Household Consumption: Home Improvements

**Illness**

See Health: Accidents, Illness  
Health: Childrens Health  
Health: Personal Health Condition

\* **Imputation Flag Variable**

\* **Incomes**

See also Employment: Wages, Salary and Deductions  
Employment History: Wages, Salary and Deductions

\* **Incomes: Benefits and Allowances and Pensions**

\* **Incomes: Grants for Education**

\* **Incomes: Household Income**

\* **Incomes: Rents, Savings, Investments**

See also: Financial Management: Savings and Bank Accounts

\* **Incomes: Windfalls**

**Information Technology**

See Computers and Computing

**Inheritance**

See Incomes

**Internal Transfers**

See Financial Management: Internal Transfers

**International Standard Occupational Classification ISCO : Parent**

See Socio-Demographic Characteristics

**International Standard Occupational Classification ISCO : Respondent**

See Employment: Industrial and Occupational Classification  
Employment History: Size, Sector and Duties

**\* Interview Characteristics and Conditions**

**Investments**

See Incomes: Rents, Savings, Investments  
Financial Management: Savings and Bank Accounts

**Job Description**

See Employment: Sector and Duties  
Employment History: Size, Sector and Duties

**Job Expectations**

See Employment: Expectations  
Employment: Not Working/Seeking Work

**Job History**

See Employment History  
Lifetime Employment History: Events

**Job Preferences**

See Employment: Attitudes to Work and Incentives  
Employment: Expectations  
Employment History: Reasons for Leaving and Taking Jobs

**Job Satisfaction**

See Employment: Attitudes to Work and Incentives  
Employment History: Reasons for Leaving and Taking Jobs

**Job Search**

See Employment: Not Working/Seeking Work

**\* Key Linking Variable**

**Leisure**

See Leisure Activity  
Social and Interest Group Activity  
Social and Interest Group Membership

**\* Leisure Activity**

**\* Life Events**

**\* Lifetime Employment History: Events**

**Loans**

See Financial Management: Loan Repayments  
Housing: Rent, Mortgage and Loan Details

**\* Marital and Cohabitation History**

**Maintenance Payments**

See Financial Management: External Transfers  
Incomes: Benefits and Allowances and Pensions

**\* Marital Status**

**Marriages**

See Marital and Cohabitation History  
Marital Status

**Maternity History**

See Children  
Fertility

**Membership of Organisations**

See Social and Interest Group Membership

**Metropolitan Area**

See Geographic Location

**Mobility**

See Geographic Mobility  
Household Changes  
Housing: Ownership Status and Tenure

**Mortgages**

See Housing: Rent, Mortgage and Loan Details  
Financial Management: Loan Repayments

**Mother's Employment**

See Socio-Demographic Characteristics

**Mother's Job Title**

See Socio-Demographic Characteristics

**Moving House**

See Geographic Mobility  
Housing: Ownership Status and Tenure  
Neighbourhood and Residence

**National Health Service (NHS)**

See Health: Hospital and Clinic Use  
Health: Medical Consultations  
Health: NHS vs Private  
Health: Use of Health and Welfare Services

**\* Neighbourhood and Residence**

See also Crime  
Socio-Demographic Characteristics

**\* Newspaper Readership**

**Old Age Benefits**

See Employment: Superannuation and Pension Schemes  
Financial Management: Pensions  
Incomes: Benefits and Allowances and Pensions

**One-Parent Families**

See Relationship between Household Members  
Values, Opinions and Attitudes

## **Opinions**

See Health: Subjective Well-Being  
 Values, Opinions and Attitudes  
 Financial Management: Material Well-Being  
 Employment History: Reasons for Leaving and Taking Jobs  
 Employment: Attitudes to Work and Incentives  
 Health: NHS vs Private  
 Neighbourhood and Residence  
 Gender Roles  
 Life Events

## **Orphans**

See Fertility  
 Children  
 Relationship between Household Members  
 Socio-Demographic Characteristics

## **Overtime**

See Employment: Hours Worked and Overtime

## **Owner-Occupier**

See Housing: Ownership Status and Tenure

## **Part-Time Work**

See Employment: Hours Worked and Overtime  
 Employment: Labour Force Status

## **Parental Care**

See Child Care  
 Children  
 Relationship between Household Members  
 Values, Opinions and Attitudes  
 Family Life

## **Parental Status**

See Children

## **Partisan Support**

See Newspaper Readership  
 Political Support and Behaviour  
 Values, Opinions and Attitudes

## **Pay**

See Employment: Self-Employment  
 Employment: Wages, Salary and Deductions  
 Employment History: Wages, Salary and Deductions  
 Incomes

## **Pensions**

See Employment: Superannuation and Pension Schemes  
 Financial Management: Pensions  
 Incomes: Benefits and Allowances and Pensions

## **Personal Events**

See Life Events

## **Personal Opinions**

See Values, Opinions and Attitudes  
 Financial Management: Material Well-Being  
 Employment History: Reasons for Leaving and Taking Jobs  
 Employment: Attitudes to Work and Incentives  
 Health: NHS vs Private  
 Health: Subjective Well-Being  
 Neighbourhood and Residence  
 Gender Roles  
 Life Events

## **Personal Spending**

See Financial Management: Personal Spending

## **\* Physical Characteristics**

### **Place of Birth**

See Geographic Location  
 Geographic Mobility  
 Socio-Demographic Characteristics

### **Political Efficacy**

See Values, Opinions and Attitudes

### **Political Party**

See Newspaper Readership  
 Values, Opinions and Attitudes

## **\* Political Support and Behaviour**

See also Newspaper Readership  
 Values, Opinions and Attitudes

### **Politics**

See Newspaper Readership  
 Political Support and Behaviour  
 Values, Opinions and Attitudes

### **Private Medicine**

See Health: Hospital and Clinic Use  
 Health: Medical Consultations  
 Health: NHS vs Private  
 Health: Use of Health and Welfare Services

### **Promotions**

See Employment: Attitudes to Work and Incentives  
 Employment: Sector and Duties  
 Employment History: Reasons for Leaving and Taking Jobs  
 Lifetime Employment History

### **Purchases**

See Gender Roles  
 Household Consumption: Consumer Durables

### **Redundancy**

See Employment: Reasons for Leaving and Taking Jobs

### **Region**

See Geographic Location

## **\* Relationship between Household Members**

See also Family Life



**\* Religion**

See also Values, Opinions and Attitudes  
 Social and Interest Group Activity  
 Social and Interest Group Membership

**Rents**

See Housing: Allowances/Rebates  
 Housing: Rent, Mortgage and Loan Details  
 Incomes: Rent, Savings, Investments

**Residence**

See Neighbourhood and Residence  
 Geographic Location  
 Housing: Size and Condition of Dwelling

**\* Retirement**

**\* Sampling Factors**

**Satisfaction with: Accommodation**

See Housing: Problems  
 Neighbourhood and Residence

**Satisfaction with: Job**

See Employment: Attitudes to Work and Incentives  
 Employment: Reasons for Leaving and Taking Jobs

**Satisfaction with: Health Services**

See Health: NHS vs Private

**Savings and Bank Accounts**

See Incomes: Rent,Savings,Investments  
 Financial Management: Savings and Bank Accounts

**School**

See Education: Background and Attainments  
 Education: Recent Education and Training

**Second Job**

See Employment: Second Job  
 Employment: Hours Worked and Overtime  
 Employment: Industrial and Occupational Classification  
 Employment: Labour Force Status  
 Employment: Self-Employment  
 Employment: Wages, Salary and Deductions

**Sector of Employment**

See Employment: Industrial and Occupational Classification  
 Employment: Sector and Duties

**Self-Employment**

See Employment: Self-Employment

**Sickness**

See Health: Accidents, Illness  
 Health: Childrens Health  
 Health: Personal Health

**Size of Household**

See Household Changes  
 Relationship between Household Members  
 Socio-Demographic Characteristics  
 Key Linking Variable

**Smoking**

See Health: Smoking

\* **Social and Interest Group Activity**

\* **Social and Interest Group Membership**

**Social and Welfare Services**

See Health: Use of Health and Welfare Services

\* **Social Classification**

\* **Social Support Networks**

\* **Socio-demographic Characteristics**

**Socio-Economic Status**

See Employment: Industrial and Occupational Classification  
Social Classification  
Socio-Demographic Characteristics

**Standard Industrial Classification (SIC): Parents**

See Employment: Industrial and Occupational Classification  
Socio-Demographic Characteristics

**Standard Industrial Classification (SIC): Respondent**

See Employment: Industrial and Occupational Classification  
Employment History: Size, Sector and Duties

**Standard Occupational Classification (SOC): Parents**

See Socio-Demographic Characteristics  
Employment: Industrial and Occupational Classification

**Standard Occupational Classification (SOC): Respondent**

See Employment: Industrial and Occupational Classification  
Employment History: Size, Sector and Duties

**Step Children**

See Children

**Telephone**

See Household Consumption: Consumer Durables

**Television**

See Household Consumption: Consumer Durables

**Terminal Education Age**

See Education: Background and Attainments  
Education: Recent Education and Training

\* **Time Use**

\* **Trade Unions and Union Membership**

See also Values, Opinions and Attitudes

**Training**

See Education: Background and Attainments  
Education: Recent Education and Training  
Employment: Prospects and Training

**\* Transport**

**Travel to Work**

See Transport

**Unemployment**

See Employment: Not Working/Seeking Work

**Unemployment Benefits**

See Employment: Benefits Receipt  
 Employment: Not Working/Seeking Work  
 Incomes: Benefits and Allowances and Pensions

**Union Membership**

See Trades Unions and Union Membership

**Use of Health Services**

See Health: Use of Health and Welfare Services

**\* Values, Opinions and Attitudes**

**Video Recorder**

See Household Consumption: Consumer Durables

**Voting**

See Political Support and Behaviour  
 Values, Opinions and Attitudes

**Wages**

See Employment: Second Job  
 Employment: Wages, Salary and Deductions  
 Employment History: Size, Sector and Duties

**Washing Machine**

See Household Consumption: Consumer Durables

**Welfare Services**

See Health: Use of Health and Welfare Services

**Well-Being**

See Health: Subjective Well-Being  
 Financial Management: Material Well-Being

**Widows**

See Marital and Cohabitation History  
 Marital Status

**Workplace**

See Employment: Workplace and Size of Firm  
 Employment History: Size, Sector and Duties

**Young Persons**

See Children  
 Family Life

## Appendix 6.2. Question Number to Variable Name Index

AD1 . . . . .	ALKNBRD	AD20I . . . . .	AQFEDJ	AE11 . . . . .	AJBMIX
AD2 . . . . .	ALKMOVE	AD20J . . . . .	AQFEDA	AE12A . . . . .	AJBHRS
AD3 . . . . .	ALKMOVY	AD20K . . . . .	AQFEDK	AE12B . . . . .	AJBOT
AD4 . . . . .	APLEVER	AD20L . . . . .	AQFEDL	AE12C . . . . .	AJBOTPD
AD4M . . . . .	APLNOWM	AD20M . . . . .	AQFEDM	AE13 . . . . .	AJBHRLK
AD4Y . . . . .	APLNOWY	AD20N . . . . .	AQFEDN	AE14 . . . . .	AJBTIME
AD5CTY . . . . .	APLB4C	AD20O . . . . .	AQFEDO	AE15A . . . . .	AJBONUS
AD5DST . . . . .	APLB4D	AD20P . . . . .	AQFEDP	AE15B . . . . .	AJBRISE
AD6CTY . . . . .	APLBORNC	AD20Q . . . . .	AQFEDQ	AE16A . . . . .	ATUJBPL
AD6DST . . . . .	APLBORND	AD20R . . . . .	AQFEDR	AE16B . . . . .	ATUIN1
AD7 . . . . .	AYR2UK	AD20S . . . . .	AQFEDS	AE16C . . . . .	ATUIN2
AD8M . . . . .	ADOBM	AD21A . . . . .	ANQFEDB	AE17A . . . . .	AJBOPPS
AD8Y . . . . .	ADOBY	AD21B . . . . .	ANQFEDC	AE17B . . . . .	AJBED
AD9 . . . . .	ASEX	AD21C . . . . .	ANQFEDD	AE17C1 . . . . .	AJBED1
AD10A . . . . .	APASOC	AD21D . . . . .	ANQFEDE	AE17C2 . . . . .	AJBED2
AD10ANA . . . . .	APAJU	AD21E . . . . .	ANQFEDF	AE17C3 . . . . .	AJBED3
AD10B . . . . .	APASEMP	AD21F . . . . .	ANQFEDG	AE17C4 . . . . .	AJBED4
AD10C . . . . .	APABOSS	AD21G . . . . .	ANQFEDH	AE17C5 . . . . .	AJBED5
AD10D . . . . .	APAMNGR	AD21H . . . . .	ANQFEDI	AE17D . . . . .	AJBEDD
AD11A . . . . .	AMASOC	AD21I . . . . .	ANQFEDJ	AE18 . . . . .	AJBPEN
AD11ANA . . . . .	AMAJU	AD21J . . . . .	ANQFEDA	AE19 . . . . .	AJBPENM
AD11B . . . . .	AMASEMP	AD21K . . . . .	ANQFEDK	AE20 . . . . .	AJBPL
AD11C . . . . .	AMABOSS	AD21L . . . . .	ANQFEDL	AE21A . . . . .	AJBTTWT
AD11D . . . . .	AMAMNGR	AD21M . . . . .	ANQFEDM	AE21B . . . . .	AJBTTWM
AD12 . . . . .	AMLSTAT	AD21N . . . . .	ANQFEDN	AE22A1 . . . . .	AJBSAT1
AD13 . . . . .	ASCEND	AD21O . . . . .	ANQFEDO	AE22A2 . . . . .	AJBSAT2
AD13NA . . . . .	ASCHOOL	AD21P . . . . .	ANQFEDP	AE22A3 . . . . .	AJBSAT3
AD14A . . . . .	ASCTYPE	AD21Q . . . . .	ANQFEDQ	AE22A4 . . . . .	AJBSAT4
AD14B . . . . .	ASCNOW	AD21R . . . . .	ANQFEDR	AE22A5 . . . . .	AJBSAT5
AD15 . . . . .	AFETYPE	AD21S . . . . .	ANQFEDS	AE22A6 . . . . .	AJBSAT6
AD16 . . . . .	AFEEND	AD22B . . . . .	AEAAGE	AE22A7 . . . . .	AJBSAT7
AD16NA . . . . .	AFENOW	AD23A . . . . .	AEDNEW	AE22B . . . . .	AJBSAT
AD17 . . . . .	AQFHAS	AD23B1 . . . . .	AEDNEW1	AE23A . . . . .	APAYGL
AD18A . . . . .	AQFA	AD23B2 . . . . .	AEDNEW2	AE23B . . . . .	APAYGW
AD18B . . . . .	AQFB	AD23B3 . . . . .	AEDNEW3	AE23C . . . . .	APAYNL
AD18C . . . . .	AQFC	AD23B4 . . . . .	AEDNEW4	AE23D . . . . .	APAYNW
AD18D . . . . .	AQFD	AD23C . . . . .	AEDNEWD	AE23E . . . . .	APAYSLP
AD18E . . . . .	AQFE	AD24A . . . . .	APAPER	AE24A . . . . .	APAYUSL
AD18F . . . . .	AQFF	AD24B1 . . . . .	APAPER1	AE24B . . . . .	APAYU
AD18G . . . . .	AQFG	AD24B2 . . . . .	APAPER2	AE24C . . . . .	APAYUW
AD18H . . . . .	AQFH	AD24C . . . . .	APAPERM	AE24D . . . . .	APAYUG
AD18I . . . . .	AQFI	AD25 . . . . .	APAPERP	AE24E1 . . . . .	APAYDF1
AD18J . . . . .	AQFJ	AD26A . . . . .	AIVDA	AE24E2 . . . . .	APAYDF2
AD18K . . . . .	AQFK	AD26B . . . . .	AIVDB	AE24E3 . . . . .	APAYDF3
AD18L . . . . .	AQFL	AD26C . . . . .	AIVDC	AE24E4 . . . . .	APAYDF4
AD18M . . . . .	AQFM	AD26D . . . . .	AIVDD	AE24E5 . . . . .	APAYDF5
AD18N . . . . .	AQFN	AE1 . . . . .	AJBHAS	AE24E6 . . . . .	APAYDF6
AD19 . . . . .	AQFED	AE2 . . . . .	AJBOFF	AE24E7 . . . . .	APAYDF7
AD20A . . . . .	AQFEDB	AE3 . . . . .	AJBOFFY	AE24E8 . . . . .	APAYDF8
AD20B . . . . .	AQFEDC	AE4 . . . . .	AJBTERM	AE25D . . . . .	AJBBGD
AD20C . . . . .	AQFEDD	AE5 . . . . .	AJBSOC	AE25M . . . . .	AJBBGM
AD20D . . . . .	AQFEDE	AE6 . . . . .	AJBSIC	AE25Y . . . . .	AJBBGY
AD20E . . . . .	AQFEDF	AE7 . . . . .	AJBSEMP	AE26 . . . . .	AJBBGLY
AD20F . . . . .	AQFEDG	AE8B . . . . .	AJBMNGR	AE27 . . . . .	APAYLY
AD20G . . . . .	AQFEDH	AE9 . . . . .	AJBSECT	AE28 . . . . .	APAYLW
AD20H . . . . .	AQFEDI	AE10 . . . . .	AJBFSIZE	AE28 . . . . .	APAYLYW

AE29 . . . . .	APAYLG	AE61 . . . . .	AJBLKY1	AF17 . . . . .	AFTHH
AE29 . . . . .	APAYLYG	AE62 . . . . .	AJBLKY2	AF18A1 . . . . .	AFTHH1
AE30 . . . . .	AJBHRLY	AE64 . . . . .	AJBUB	AF18A2 . . . . .	AFTHH2
AE31 . . . . .	AJBOTLY	AE65 . . . . .	AJBUBY	AF18A3 . . . . .	AFTHH3
AE32 . . . . .	APAYS	AE66 . . . . .	AJ2HAS	AF18B11 . . . . .	AFTHH11
AE33 . . . . .	APAYSW	AE67 . . . . .	AJ2SOC	AF18B12 . . . . .	AFTHH21
AE34 . . . . .	APAYSG	AE68 . . . . .	AJ2SEMP	AF18B13 . . . . .	AFTHH31
AE35A . . . . .	AJBHRBG	AE69 . . . . .	AJ2HRS	AF18B21 . . . . .	AFTHH12
AE35B . . . . .	AJBOTBG	AE70 . . . . .	AJ2PAY	AF18B22 . . . . .	AFTHH22
AE36 . . . . .	APAYGYR	AE72A . . . . .	AJBHHA	AF18B23 . . . . .	AFTHH32
AE36DK . . . . .	APAYGYA	AE72B . . . . .	AJBHHB	AF18B31 . . . . .	AFTHH13
AE37A . . . . .	AJSBOSS	AE72C . . . . .	AJBHHC	AF18B32 . . . . .	AFTHH23
AE37B . . . . .	AJSSIZE	AE72D . . . . .	AJBHHD	AF18B33 . . . . .	AFTHH33
AE38 . . . . .	AJSHRS	AE72E . . . . .	AJBHHE	AF18B41 . . . . .	AFTHH14
AE39A . . . . .	AJSHRLK	AE72F . . . . .	AJBHFF	AF18B42 . . . . .	AFTHH24
AE39B . . . . .	AJSTIME	AE73 . . . . .	AJBHH	AF18B43 . . . . .	AFTHH34
AE40A . . . . .	AJSTYPE	AE74A . . . . .	AIVEA	AF18B51 . . . . .	AFTHH15
AE40B . . . . .	AJSACCS	AE74B . . . . .	AIVEB	AF18B52 . . . . .	AFTHH25
AE40C . . . . .	AJSPRF	AE74C . . . . .	AIVEC	AF18B53 . . . . .	AFTHH35
AE40DBM . . . . .	AJSPRBM	AE74D . . . . .	AIVED	AF18B61 . . . . .	AFTHH16
AE40DBY . . . . .	AJSRBY	AF2 . . . . .	ANF1	AF18B62 . . . . .	AFTHH26
AE40DEM . . . . .	AJSPREM	AF3A . . . . .	AFICODE	AF18B63 . . . . .	AFTHH36
AE40DEY . . . . .	AJSPREY	AF3B01 . . . . .	AFR01	AF18C1 . . . . .	AFTHH1V
AE40E . . . . .	AJSPAYL	AF3B02 . . . . .	AFR02	AF18C2 . . . . .	AFTHH2V
AE40FBM . . . . .	AJSPYBM	AF3B03 . . . . .	AFR03	AF18C3 . . . . .	AFTHH3V
AE40FBY . . . . .	AJSPYBY	AF3B04 . . . . .	AFR04	AF18DOC1 . . . . .	AFTHH1W
AE40FEM . . . . .	AJSPYEM	AF3B05 . . . . .	AFR05	AF18DOC2 . . . . .	AFTHH2W
AE40FEY . . . . .	AJSPYEY	AF3B06 . . . . .	AFR06	AF18DOC3 . . . . .	AFTHH3W
AE41A . . . . .	AJSPL	AF3B07 . . . . .	AFR07	AF19 . . . . .	AFTEXHH
AE41B . . . . .	AJSTTWT	AF3B08 . . . . .	AFR08	AF20A . . . . .	AFTEXA
AE41C . . . . .	AJSTTWM	AF3B09 . . . . .	AFR09	AF20B . . . . .	AFTEXB
AE42A1 . . . . .	AJSSAT1	AF3B10 . . . . .	AFR10	AF20C . . . . .	AFTEXC
AE42A2 . . . . .	AJSSAT2	AF3B11 . . . . .	AFR11	AF21A1 . . . . .	AFTEXA1
AE42A3 . . . . .	AJSSAT3	AF3B12 . . . . .	AFR12	AF21A2 . . . . .	AFTEXA2
AE42A4 . . . . .	AJSSAT4	AF3B13 . . . . .	AFR13	AF21A3 . . . . .	AFTEXA3
AE42A5 . . . . .	AJSSAT5	AF3B14 . . . . .	AFR14	AF21A4 . . . . .	AFTEXA4
AE42B . . . . .	AJSSAT	AF3B15 . . . . .	AFR15	AF21A5 . . . . .	AFTEXA5
AE43D . . . . .	AJSBGD	AF3B16 . . . . .	AFR16	AF21A6 . . . . .	AFTEXA6
AE43M . . . . .	AJSBGM	AF3BAL . . . . .	AFRALL	AF21B1 . . . . .	AFTEXB1
AE43Y . . . . .	AJSBGY	AF3C . . . . .	AFRNOW	AF21B2 . . . . .	AFTEXB2
AE44 . . . . .	ARACH12	AF3D . . . . .	AFRVAL	AF21B3 . . . . .	AFTEXB3
AE45M1 . . . . .	AJBCHC1	AF3EOC . . . . .	AFRW	AF21B4 . . . . .	AFTEXB4
AE45M2 . . . . .	AJBCHC2	AF3F . . . . .	AFRJT	AF21B5 . . . . .	AFTEXB5
AE45M3 . . . . .	AJBCHC3	AF3FPN . . . . .	AFRJTPN	AF21B6 . . . . .	AFTEXB6
AE47 . . . . .	AXPCHCF	AF3GM . . . . .	AFISBM	AF21C1 . . . . .	AFTEXC1
AE48 . . . . .	AXPCHC	AF3GY . . . . .	AFISBY	AF21C2 . . . . .	AFTEXC2
AE49 . . . . .	AHUXPCH	AF3SEQ . . . . .	AFISEQ	AF21C3 . . . . .	AFTEXC3
AE50 . . . . .	AHUNURS	AF4 . . . . .	AFISIT	AF21C4 . . . . .	AFTEXC4
AE51 . . . . .	AJULK1	AF5 . . . . .	AFISITC	AF21C5 . . . . .	AFTEXC5
AE52 . . . . .	AJULK4	AF6 . . . . .	AFISITX	AF21C6 . . . . .	AFTEXC6
AE53 . . . . .	AJULKJB	AF8 . . . . .	AFIYRDI	AF22 . . . . .	AXPSELF
AE54 . . . . .	AJUSPEC	AF9 . . . . .	ASAVE	AF24 . . . . .	ASPINHH
AE55 . . . . .	AJUSOC	AF10 . . . . .	ASAVED	AF25A . . . . .	AHUBUYS
AE56 . . . . .	AJUPAYX	AF11 . . . . .	ASAVEY	AF25B . . . . .	AHUF RYS
AE57 . . . . .	AJUHRXS	AF12 . . . . .	ABANKAC	AF25C . . . . .	AHUMOPS
AE58A . . . . .	AJUPAYL	AF14 . . . . .	ABANKJT	AF25D . . . . .	AHUIRON
AE58B . . . . .	AJUHRSL	AF15P1 . . . . .	ABANKJ1	AF26 . . . . .	AHHCH12
AE59 . . . . .	AJBASP1	AF15P2 . . . . .	ABANKJ2	AF27 . . . . .	AHUSITS
AE60 . . . . .	AJBASP2	AF16 . . . . .	AHUDRAW	AF28 . . . . .	AHURUNS

AF29 . . . . .	AHUBOSS	AH4 . . . . .	AMGHAVE	AH24A3 . . . . .	ACD3USE
AF30 . . . . .	AHUPAYS	AH5 . . . . .	AMGYNOT	AH24A4 . . . . .	ACD4USE
AF31 . . . . .	AHUKEEP	AH6A . . . . .	AHSSNIP	AH24A5 . . . . .	ACD5USE
AF32 . . . . .	AHUASKS	AH6B . . . . .	AHSVNDR	AH24A6 . . . . .	ACD6USE
AF33A . . . . .	AHUSHOP	AH7A . . . . .	AHSCOST	AH24A7 . . . . .	ACD7USE
AF33B . . . . .	AHUCOOK	AH7B . . . . .	AMGYR0	AH24A8 . . . . .	ACD8USE
AF33C . . . . .	AHUDUST	AH8A . . . . .	AHSSNIP	AH24A9 . . . . .	ACD9USE
AF33D . . . . .	AHUWASH	AH8B . . . . .	AHSVNDR	AH24B1 . . . . .	ACD1OWN
AF34 . . . . .	ADRIVER	AH8C . . . . .	AHSCOST	AH24B2 . . . . .	ACD2OWN
AF35 . . . . .	ACARUSE	AH9 . . . . .	AHSYR0	AH24B3 . . . . .	ACD3OWN
AF36 . . . . .	ACAROWR	AH10A . . . . .	AMGYR0	AH24B4 . . . . .	ACD4OWN
AF37 . . . . .	ACAROWRP	AH10B . . . . .	AHSSNIP	AH24B5 . . . . .	ACD5OWN
AF38 . . . . .	ACARJOB	AH10C . . . . .	AHSVNDR	AH24B6 . . . . .	ACD6OWN
AF39 . . . . .	ACARVAL	AH10D . . . . .	AHSCOST	AH24B7 . . . . .	ACD7OWN
AF40 . . . . .	AIVFOIM	AH11A . . . . .	AMGOLD	AH24B8 . . . . .	ACD8OWN
AF40 . . . . .	AIVFOIH	AH11B . . . . .	AMGLIFE	AH24B9 . . . . .	ACD9OWN
AF40A . . . . .	AIVFA	AH11C . . . . .	AMGTYPE	AH24C1 . . . . .	ACD1NEW
AF40B . . . . .	AIVFB	AH12A . . . . .	AMGXTRA	AH24C2 . . . . .	ACD2NEW
AF40C . . . . .	AIVFC	AH12B . . . . .	AMGNEW	AH24C3 . . . . .	ACD3NEW
AF40D . . . . .	AIVFD	AH12C1 . . . . .	AMGXTY1	AH24C4 . . . . .	ACD4NEW
AF41 . . . . .	AIVSC	AH12C2 . . . . .	AMGXTY2	AH24C5 . . . . .	ACD5NEW
AF101 . . . . .	AF101	AH12C3 . . . . .	AMGXTY3	AH24C6 . . . . .	ACD6NEW
AF102 . . . . .	AF102	AH12C4 . . . . .	AMGXTY4	AH24C7 . . . . .	ACD7NEW
AF103 . . . . .	AF103	AH12C5 . . . . .	AMGXTY5	AH24C8 . . . . .	ACD8NEW
AF104 . . . . .	AF104	AH13A . . . . .	AXPMG	AH24C9 . . . . .	ACD9NEW
AF105 . . . . .	AF105	AH13B1 . . . . .	AXPMG1	AH25 . . . . .	AHEATCH
AF106 . . . . .	AF106	AH13B2 . . . . .	AXPMG2	AH26 . . . . .	AHEATYP
AF116 . . . . .	AF116	AH13B3 . . . . .	AXPMG3	AH27 . . . . .	AXPOILY
AF117 . . . . .	AF117	AH13B4 . . . . .	AXPMG4	AH28 . . . . .	AGASUSE
AF118 . . . . .	AF118	AH14 . . . . .	AHSVVAL	AH29 . . . . .	AGASWAY
AF119 . . . . .	AF119	AH16 . . . . .	AHSJB	AH30A . . . . .	AXPGASL
AF120 . . . . .	AF120	AH17M1 . . . . .	ARENTP1	AH30B . . . . .	AXPGASW
AF121 . . . . .	AF121	AH17M2 . . . . .	ARENTP2	AH30C . . . . .	AXPGASLW
AF122 . . . . .	AF122	AH18 . . . . .	ARENTP1	AH31 . . . . .	ALECWAY
AF131 . . . . .	AF133	AH19 . . . . .	ARENTP2	AH32A . . . . .	AXPLECL
AF132 . . . . .	AF132	AH20B . . . . .	ARENTP1	AH32B . . . . .	AXPLECW
AF133 . . . . .	AF131	AH20C . . . . .	ARENTP2	AH32C . . . . .	AXPLECLW
AF134 . . . . .	AF134	AH20D1 . . . . .	ARENTP1	AH33 . . . . .	AXPFOOD
AF135 . . . . .	AF135	AH20D2 . . . . .	ARENTP2	AH34 . . . . .	ANCARS
AF136 . . . . .	AF136	AH20D3 . . . . .	ARENTP3	AH37M1 . . . . .	AIVH1
AF137 . . . . .	AF137	AH20D4 . . . . .	ARENTP4	AH37M2 . . . . .	AIVH2
AF138 . . . . .	AF138	AH20D5 . . . . .	ARENTP5	AH37M3 . . . . .	AIVH3
AF139 . . . . .	AF139	AH20D6 . . . . .	ARENTP6	AH38M1 . . . . .	AIVHC1
AF140 . . . . .	AF140	AH21A . . . . .	ARENTHB	AH38M2 . . . . .	AIVHC2
AF141 . . . . .	AF141	AH21B . . . . .	ARENTHG	AH38M3 . . . . .	AIVHC3
AF151 . . . . .	AF151	AH21C . . . . .	ARENTHG	AHC2 . . . . .	AHHJND
AF152 . . . . .	AF152	AH21D . . . . .	ARENTHG	AHC5AY . . . . .	AHHAB1Y
AF153 . . . . .	AF153	AH22A . . . . .	ARENTHG	AHC5BY . . . . .	AHHAB2Y
AF154 . . . . .	AF154	AH22B1 . . . . .	AXPHSDF	A11 . . . . .	AIV1
AF155 . . . . .	AF155	AH22B2 . . . . .	AXPHSD1	A12 . . . . .	AIV2
AF156 . . . . .	AF156	AH22C . . . . .	AXPHSD2	A14 . . . . .	AIV4
AF157 . . . . .	AF157	AH23A . . . . .	AXPHSDB	A15 . . . . .	AIV5
AF158 . . . . .	AF158	AH23B . . . . .	AHSPRBA	A16A . . . . .	AIV6A
AF159 . . . . .	AF159	AH23C . . . . .	AHSPRBB	A16B . . . . .	AIV6B
AH1A . . . . .	AHSROOM	AH23D . . . . .	AHSPRBC	A16C . . . . .	AIV6C
AH1B . . . . .	AHSBEDS	AH23E . . . . .	AHSPRBD	A16D . . . . .	AIV6D
AH2 . . . . .	AHSOWND	AH23F . . . . .	AHSPRBE	A16E . . . . .	AIV6E
AH3M1 . . . . .	AHSOWR1	AH24A1 . . . . .	AHSPRBF	A16F . . . . .	AIV6F
AH3M2 . . . . .	AHSOWR2	AH24A2 . . . . .	ACD1USE	A17 . . . . .	AIV7
			ACD2USE		

AJ2 . . . . .	AJBSTAT	AM13AM . . . . .	AXDT1M	AM23E . . . . .	AHLCKEN
AJ3D . . . . .	ACJSBGD	AM13AY . . . . .	AXDT1Y	AM23F . . . . .	AHLCKFN
AJ3M . . . . .	ACJSBGM	AM13BM . . . . .	AXDT2M	AM23G . . . . .	AHLCKGN
AJ3Y . . . . .	ACJSBGY	AM13BY . . . . .	AXDT2Y	AM23H . . . . .	AHLCKHN
AJ4 . . . . .	ACJSBLY	AM13CM . . . . .	AXDT3M	AM24 . . . . .	ASMOKER
AJ5A . . . . .	AJHSTAT	AM13CY . . . . .	AXDT3Y	AM25 . . . . .	ANCIGS
AJ5BD . . . . .	AJHBGD	AM14M1 . . . . .	AXDT1PL	AM26A . . . . .	AOPHLA
AJ5BM . . . . .	AJHBGM	AM14M2 . . . . .	AXDT2PL	AM26B . . . . .	AOPHLB
AJ5BY . . . . .	AJHBGY	AM14M3 . . . . .	AXDT3PL	AM26C . . . . .	AOPHLC
AJ5D . . . . .	ANJBS	AM15 . . . . .	AHOSP	AM27 . . . . .	ARACH16
AJ6B . . . . .	AJHSOC	AM16 . . . . .	AHOSPD	AM28 . . . . .	AHLCH
AJ8 . . . . .	AJHPLDF	AM17A . . . . .	AHOSPCH	AM29P1 . . . . .	AHLCH1
AJ9A . . . . .	AJHSIC	AM18 . . . . .	AHOSPNHS	AM29P2 . . . . .	AHLCH2
AJ9B . . . . .	AJHSIZE	AM19A . . . . .	AHLSV	AM29P3 . . . . .	AHLCH3
AJ10 . . . . .	AJHMNGR	AM19BA . . . . .	AHLSVA	AM29P4 . . . . .	AHLCH4
AJ11B . . . . .	AJHSEMP	AM19BB . . . . .	AHLSVB	AM31 . . . . .	AAIDHH
AJ11C . . . . .	AJHBOSS	AM19BC . . . . .	AHLSVC	AM32P1 . . . . .	AAIDHUA
AJ13 . . . . .	AJHSECT	AM19BD . . . . .	AHLSVD	AM32P2 . . . . .	AAIDHUB
AJ15 . . . . .	AJHA9LY	AM19BE . . . . .	AHLSVE	AM32P3 . . . . .	AAIDHUC
AJ16A . . . . .	AJHPAYL	AM19BF . . . . .	AHLSVF	AM33A . . . . .	AAIDXHH
AJ16B . . . . .	AJHPYLW	AM19BG . . . . .	AHLSVG	AM34 . . . . .	ANAIDXHH
AJ16C . . . . .	AJHPYLG	AM19BH . . . . .	AHLSVH	AM35D1 . . . . .	AAIDHU1
AJ17A . . . . .	AJHPAYS	AM19BI . . . . .	AHLSVI	AM35D2 . . . . .	AAIDHU2
AJ17B . . . . .	AJHPYSW	AM19BJ1 . . . . .	AHLSVJ	AM36D1 . . . . .	AAIDPL1
AJ17C . . . . .	AJHPYSG	AM19BJ2 . . . . .	AHLSVK	AM36D2 . . . . .	AAIDPL2
AJ18 . . . . .	AJHSTPY	AM20A . . . . .	AHLSVAN	AM37 . . . . .	AAIDHRS
AJ19 . . . . .	AJBLKY	AM20B . . . . .	AHLSVBN	AM38A . . . . .	AIVMA
AJ91 . . . . .	AJBHAD	AM20C . . . . .	AHLSVCN	AM38B . . . . .	AIVMB
AJ92 . . . . .	AJLEND	AM20D . . . . .	AHLSVDN	AM38C . . . . .	AIVMC
AJ93 . . . . .	AJLSOC	AM20E . . . . .	AHLSVEN	AM38D . . . . .	AIVMD
AJ94 . . . . .	AJLSIC	AM20F . . . . .	AHLSVFN	AP13 . . . . .	APRFEHQ
AJ95 . . . . .	AJLSEMP	AM20G . . . . .	AHLSVGN	AP15 . . . . .	APRSEHQ
AJ96 . . . . .	AJLBOSS	AM20H . . . . .	AHLSVHN	AP51 . . . . .	APRJBFT
AJ97 . . . . .	AJLMNGR	AM20I . . . . .	AHLSVIN	AP63 . . . . .	APRFITB
AJ98 . . . . .	AJLSIZE	AM20J1 . . . . .	AHLSVJN	APB . . . . .	APRRS2I
AJ99A . . . . .	AIVJA	AM20J2 . . . . .	AHLSVKN	APC . . . . .	APRIPN
AJ99B . . . . .	AIVJB	AM21A . . . . .	AHLSVAF	APD . . . . .	APRWHY
AJ99C . . . . .	AIVJC	AM21B . . . . .	AHLSVBF	AS1A . . . . .	AGHQA
AJ99D . . . . .	AIVJD	AM21C . . . . .	AHLSVCF	AS1B . . . . .	AGHQB
AM1 . . . . .	AHLSTAT	AM21D . . . . .	AHLSVDF	AS1C . . . . .	AGHQC
AM2 . . . . .	AHLZEST	AM21E . . . . .	AHLSVEF	AS1D . . . . .	AGHQD
AM3 . . . . .	AHLDSBL	AM21F . . . . .	AHLSVFF	AS1E . . . . .	AGHQE
AM4M0 . . . . .	AHLPRB	AM21G . . . . .	AHLSVGF	AS1F . . . . .	AGHQF
AM4M1 . . . . .	AHLPRB1	AM21H . . . . .	AHLSVHF	AS1G . . . . .	AGHQG
AM4M2 . . . . .	AHLPRB2	AM21I . . . . .	AHLSVIF	AS1H . . . . .	AGHQH
AM4M3 . . . . .	AHLPRB3	AM21J1 . . . . .	AHLSVJF	AS1I . . . . .	AGHQI
AM4M4 . . . . .	AHLPRB4	AM21J2 . . . . .	AHLSVKF	AS1J . . . . .	AGHQJ
AM5 . . . . .	AHLLT	AM22A . . . . .	AHLCKA	AS1K . . . . .	AGHQK
AM6A . . . . .	AHLLTA	AM22B . . . . .	AHLCKB	AS1L . . . . .	AGHQL
AM6B . . . . .	AHLLTB	AM22C . . . . .	AHLCKC	AS2A . . . . .	AOPFAMA
AM6C . . . . .	AHLLTC	AM22D . . . . .	AHLCKD	AS2B . . . . .	AOPFAMB
AM6D . . . . .	AHLLTD	AM22E . . . . .	AHLCKE	AS2C . . . . .	AOPFAMC
AM6E . . . . .	AHLLTE	AM22F . . . . .	AHLCKF	AS2D . . . . .	AOPFAMD
AM7 . . . . .	AHLLTW	AM22G . . . . .	AHLCKG	AS2E . . . . .	AOPFAME
AM8 . . . . .	AHLENDW	AM22H . . . . .	AHLCKH	AS2F . . . . .	AOPFAMF
AM9 . . . . .	AHLLTWA	AM23A . . . . .	AHLCKAN	AS2G . . . . .	AOPFAMG
AM10 . . . . .	AHL2GP	AM23B . . . . .	AHLCKBN	AS2H . . . . .	AOPFAMH
AM11 . . . . .	AXDTS	AM23C . . . . .	AHLCKCN	AS2I . . . . .	AOPFAMI
AM12 . . . . .	ANXDTS	AM23D . . . . .	AHLCKDN	AS3A . . . . .	ASSUPA

AS3B . . . . .	ASSUPB	AV22D . . . . .	AIVVD	BD20J . . . . .	BQFEDXJ
AS3C . . . . .	ASSUPC	BD2 . . . . .	BLKNBRD	BD20K . . . . .	BQFEDXK
AS3D . . . . .	ASSUPD	BD3 . . . . .	BLKMOVE	BD21A . . . . .	BNQFEXA
AS3E . . . . .	ASSUPE	BD4 . . . . .	BLKMOVY	BD21B . . . . .	BNQFEXB
AS4A . . . . .	ASSUP1	BD5 . . . . .	BPLNEW	BD21C . . . . .	BNQFEXC
AV1A . . . . .	AOPSOCA	BD6 . . . . .	BPLNOWM	BD21E . . . . .	BNQFEXE
AV1B . . . . .	AOPSOCB	BD6 . . . . .	BPLNOWY	BD21F . . . . .	BNQFEXF
AV1C . . . . .	AOPSOCC	BD7 . . . . .	BMOVJB	BD21G . . . . .	BNQFEXG
AV1D . . . . .	AOPSOCD	BD8A . . . . .	BMOVJBA	BD21H . . . . .	BNQFEXH
AV1E . . . . .	AOPSOCE	BD8B . . . . .	BMOVJBB	BD21I . . . . .	BNQFEXI
AV1F . . . . .	AOPSOCF	BD8C . . . . .	BMOVJBC	BD21J . . . . .	BNQFEXJ
AV2 . . . . .	AOPCLS1	BD8D . . . . .	BMOVJBD	BD21K . . . . .	BNQFEXK
AV3 . . . . .	AOPCLS2	BD8E . . . . .	BMOVJBE	BD22CTY . . .	BPLBORNC
AV4 . . . . .	AOPCLS3	BD8F . . . . .	BMOVJBF	BD22DST . . .	BPLBORND
AV5 . . . . .	AVOTE1	BD8G . . . . .	BMOVJBG	BD23 . . . . .	BYR2UK
AV6 . . . . .	AVOTE2	BD8H . . . . .	BMOVJBH	BD24 . . . . .	BRACE
AV7 . . . . .	AVOTE3	BD8I . . . . .	BMOVJBI	BD26 . . . . .	BSCEND
AV8 . . . . .	AVOTE4	BD9M1 . . . . .	BMOVY1	BD26NA . . . .	BSCHOOL
AV9 . . . . .	AVOTE5	BD9M2 . . . . .	BMOVY2	BD27 . . . . .	BSCTYPE
AV10 . . . . .	AVOTE6	BD10M . . . . .	BDOBM	BD28 . . . . .	BSCNOW
AV11 . . . . .	AOPRLG1	BD10Y . . . . .	BDOBY	BD29 . . . . .	BFETYPE
AV12 . . . . .	AOPRLG2	BD11 . . . . .	BSEX	BD30 . . . . .	BFEEND
AV13 . . . . .	AOPRLG3	BD11 . . . . .	BSEX	BD30NA . . . .	BFENOW
AV14 . . . . .	ARACE	BD12 . . . . .	BIVLYR	BD31 . . . . .	BQFHAS
AV15 . . . . .	AORGM	BD13 . . . . .	BJBSTAT	BD32A . . . . .	BQFA
AV16A . . . . .	AORGMA	BD14 . . . . .	BEDLYR	BD32B . . . . .	BQFB
AV16B . . . . .	AORGMB	BD15M . . . . .	BEDENDM	BD32C . . . . .	BQFC
AV16C . . . . .	AORGMC	BD15Y . . . . .	BEDENDY	BD32D . . . . .	BQFD
AV16D . . . . .	AORGMD	BD16 . . . . .	BEDTYPE	BD32E . . . . .	BQFE
AV16E . . . . .	AORGME	BD17 . . . . .	BQFX	BD32F . . . . .	BQFF
AV16F . . . . .	AORGMF	BD18A . . . . .	BQFXA	BD32G . . . . .	BQFG
AV16G . . . . .	AORGMG	BD18B . . . . .	BQFXB	BD32H . . . . .	BQFH
AV16H . . . . .	AORGMH	BD18C . . . . .	BQFXC	BD32I . . . . .	BQFI
AV16I . . . . .	AORGMI	BD18D . . . . .	BQFXD	BD32J . . . . .	BQFJ
AV16J . . . . .	AORGMJ	BD18E . . . . .	BQFXE	BD32K . . . . .	BQFK
AV16K . . . . .	AORGMK	BD18F . . . . .	BQFXF	BD32L . . . . .	BQFL
AV16L . . . . .	AORGML	BD18G . . . . .	BQFXG	BD32M . . . . .	BQFM
AV16M . . . . .	AORGMM	BD18H . . . . .	BQFXH	BD32N . . . . .	BQFN
AV17 . . . . .	AORGA	BD18I . . . . .	BQFXI	BD33 . . . . .	BQFED
AV18A . . . . .	AORGAA	BD18J . . . . .	BQFXJ	BD34A . . . . .	BQFEDB
AV18B . . . . .	AORGAB	BD18K . . . . .	BQFXK	BD34B . . . . .	BQFEDC
AV18C . . . . .	AORGAC	BD18L . . . . .	BQFXL	BD34C . . . . .	BQFEDD
AV18D . . . . .	AORGAD	BD18M . . . . .	BQFXM	BD34D . . . . .	BQFEDE
AV18E . . . . .	AORGAE	BD18N . . . . .	BQFXN	BD34E . . . . .	BQFEDF
AV18F . . . . .	AORGAF	BD19 . . . . .	BQFEDX	BD34F . . . . .	BQFEDG
AV18G . . . . .	AORGAG	BD1AD . . . . .	BDOID	BD34G . . . . .	BQFEDH
AV18H . . . . .	AORGAH	BD1AM . . . . .	BDOIM	BD34H . . . . .	BQFEDI
AV18I . . . . .	AORGAI	BD1AY . . . . .	BDOIY	BD34I . . . . .	BQFEDJ
AV18J . . . . .	AORGAJ	BD1BH . . . . .	BIVSOIH	BD34J . . . . .	BQFEDA
AV18K . . . . .	AORGAK	BD1BM . . . . .	BIVSOIM	BD34K . . . . .	BQFEDK
AV18L . . . . .	AORGAL	BD20A . . . . .	BQFEDXA	BD34L . . . . .	BQFEDL
AV18M . . . . .	AORGAM	BD20B . . . . .	BQFEDXB	BD34M . . . . .	BQFEDM
AV19M1 . . . . .	AOPPOL1	BD20C . . . . .	BQFEDXC	BD34N . . . . .	BQFEDN
AV19M2 . . . . .	AOPPOL2	BD20D . . . . .	BQFEDXD	BD34O . . . . .	BQFEDO
AV20 . . . . .	AOPPOL3	BD20E . . . . .	BQFEDXE	BD34P . . . . .	BQFEDP
AV21 . . . . .	AOPPOL4	BD20F . . . . .	BQFEDXF	BD34Q . . . . .	BQFEDQ
AV22A . . . . .	AIVVA	BD20G . . . . .	BQFEDXG	BD34R . . . . .	BQFEDR
AV22B . . . . .	AIVVB	BD20H . . . . .	BQFEDXH	BD34S . . . . .	BQFEDS
AV22C . . . . .	AIVVC	BD20I . . . . .	BQFEDXI	BD35A . . . . .	BNQFEDB



BD35B . . . . .	BNQFEDC	BE23 . . . . .	BPAYSLP	BE79E . . . . .	BJSSAT5
BD35C . . . . .	BNQFEDD	BE25 . . . . .	BPAYUSL	BE80 . . . . .	BJSSAT
BD35D . . . . .	BNQFEDE	BE26 . . . . .	BPAYU	BE81D . . . . .	BJSBGD
BD35E . . . . .	BNQFEDF	BE27OC . . . . .	BPAYUW	BE81M . . . . .	BJSBGM
BD35F . . . . .	BNQFEDG	BE28 . . . . .	BPAYUG	BE81Y . . . . .	BJSBGY
BD35G . . . . .	BNQFEDH	BE29A . . . . .	BPAYDF1	BE82 . . . . .	BJBED
BD35H . . . . .	BNQFEDI	BE29B . . . . .	BPAYDF2	BE83A . . . . .	BJBED1
BD35I . . . . .	BNQFEDJ	BE29C . . . . .	BPAYDF3	BE83B . . . . .	BJBED2
BD35J . . . . .	BNQFEDA	BE29D . . . . .	BPAYDF4	BE83C . . . . .	BJBED3
BD35K . . . . .	BNQFEDK	BE29E . . . . .	BPAYDF5	BE83D . . . . .	BJBED4
BD35L . . . . .	BNQFEDL	BE29F . . . . .	BPAYDF6	BE83E . . . . .	BJBED5
BD35M . . . . .	BNQFEDM	BE29G . . . . .	BPAYDF7	BE84H . . . . .	BJBEDH
BD35N . . . . .	BNQFEDN	BE29H . . . . .	BPAYDF8	BE84W . . . . .	BJBEDW
BD35O . . . . .	BNQFEDO	BE31D . . . . .	BJBBGD	BE85 . . . . .	BRACH12
BD35P . . . . .	BNQFEDP	BE31M . . . . .	BJBBGM	BE86M1 . . . . .	BJBCHC1
BD35Q . . . . .	BNQFEDQ	BE31Y . . . . .	BJBBGY	BE86M2 . . . . .	BJBCHC2
BD35R . . . . .	BNQFEDR	BE32 . . . . .	BJBBGLY	BE86M3 . . . . .	BJBCHC3
BD35S . . . . .	BNQFEDS	BE33 . . . . .	BJBSECT	BE88 . . . . .	BXPCHCF
BD36 . . . . .	BPAPERR	BE34 . . . . .	BJBONUS	BE89 . . . . .	BXPCHC
BD37 . . . . .	BPAPER1	BE35 . . . . .	BJBRISE	BE90 . . . . .	BHUXPCH
BD37 . . . . .	BPAPER2	BE36 . . . . .	BTUJBPL	BE91 . . . . .	BHUNURS
BD38 . . . . .	BPAPERM	BE37 . . . . .	BTUIN1	BE92 . . . . .	BJULK1
BD39 . . . . .	BPAPERP	BE38 . . . . .	BTUIN2	BE93 . . . . .	BJULK4
BD40A . . . . .	BOPSOCG	BE39 . . . . .	BJBOPPS	BE94 . . . . .	BJULKJB
BD40B . . . . .	BOPSOCH	BE40 . . . . .	BJBTIME	BE95 . . . . .	BJUSPEC
BD40C . . . . .	BOPSOCI	BE41 . . . . .	BPAYS	BE96 . . . . .	BJUSOC
BD40D . . . . .	BOPSOCJ	BE42 . . . . .	BPAYSW	BE97 . . . . .	BJUHRXS
BD41A . . . . .	BIVDA	BE43 . . . . .	BPAYSG	BE98 . . . . .	BJUPAYX
BD41B . . . . .	BIVDB	BE44 . . . . .	BJBPEN	BE99 . . . . .	BJUPAYL
BD41C . . . . .	BIVDC	BE45 . . . . .	BJBPENM	BE100 . . . . .	BJUHRSL
BD41D . . . . .	BIVDD	BE58 . . . . .	BPAYLY	BE102 . . . . .	BJBUB
BE1 . . . . .	BJBHAS	BE59OC . . . . .	BPAYLYW	BE103 . . . . .	BJBUBY
BE2 . . . . .	BJBOFF	BE60 . . . . .	BPAYLYG	BE104 . . . . .	BJ2HAS
BE3 . . . . .	BJBOFFY	BE64 . . . . .	BPAYGYR	BE105 . . . . .	BJ2SOC
BE4 . . . . .	BJBTERM	BE64DK . . . . .	BPAYGYA	BE106 . . . . .	BJ2SEMP
BE5 . . . . .	BJBSOC	BE65 . . . . .	BJSBOSS	BE107 . . . . .	BJ2HRS
BE6 . . . . .	BJBSIC	BE66 . . . . .	BJSSIZE	BE108 . . . . .	BJ2PAY
BE7 . . . . .	BJBSEMP	BE67 . . . . .	BJSHRS	BE110A . . . . .	BJBHHA
BE8 . . . . .	BJBMNGR	BE68 . . . . .	BJSHRLK	BE110B . . . . .	BJBHBB
BE9 . . . . .	BJBSIZE	BE69 . . . . .	BJSTIME	BE110C . . . . .	BJBHHC
BE10 . . . . .	BJBHRS	BE70 . . . . .	BJSTYPE	BE110D . . . . .	BJBHHD
BE11 . . . . .	BJBOT	BE71 . . . . .	BJSACCS	BE110E . . . . .	BJBHHE
BE12 . . . . .	BJBOTPD	BE72 . . . . .	BJSPRF	BE110F . . . . .	BJBHFF
BE13 . . . . .	BJBHRLK	BE73BM . . . . .	BJSPRBM	BE111A . . . . .	BIVEA
BE14 . . . . .	BJBPL	BE73BY . . . . .	BJSPRBY	BE111B . . . . .	BIVEB
BE15 . . . . .	BJBTTWT	BE73EM . . . . .	BJSPREM	BE111C . . . . .	BIVEC
BE16 . . . . .	BJBTTWM	BE73EY . . . . .	BJSPREY	BE111D . . . . .	BIVED
BE17A . . . . .	BJBSAT1	BE74 . . . . .	BJSPAYL	BEG7 . . . . .	BIVIOW1
BE17B . . . . .	BJBSAT2	BE75BM . . . . .	BJSPYBM	BEG7 . . . . .	BIVIOW1
BE17C . . . . .	BJBSAT3	BE75BY . . . . .	BJSPYBY	BEG7 . . . . .	BIVIOW1
BE17D . . . . .	BJBSAT4	BE75EM . . . . .	BJSPYEM	BEG8 . . . . .	BIVELIG
BE17E . . . . .	BJBSAT5	BE75EY . . . . .	BJSPYEY	BEG8 . . . . .	BIVELIG
BE17F . . . . .	BJBSAT6	BE76 . . . . .	BJSPYL	BEG9 . . . . .	BHHMEM
BE17G . . . . .	BJBSAT7	BE77 . . . . .	BJSTTWT	BEG9 . . . . .	BHHMEM
BE18 . . . . .	BJBSAT	BE78 . . . . .	BJSTTWM	BEG9 . . . . .	BHHMEM
BE19 . . . . .	BPAYGL	BE79A . . . . .	BJSSAT1	BEG10 . . . . .	BNELYR
BE20OC . . . . .	BPAYGW	BE79B . . . . .	BJSSAT2	BEG10 . . . . .	BNELYR
BE21 . . . . .	BPAYNL	BE79C . . . . .	BJSSAT3	BEG10 . . . . .	BNELYR
BE22OC . . . . .	BPAYNW	BE79D . . . . .	BJSSAT4	BEG11 . . . . .	BNEWHY

BEG11 . . . . .	BNEWHY	BF11 . . . . .	BPPPEN	BF24C1 . . . . .	BFTEXAV
BEG11 . . . . .	BNEWHY	BF12 . . . . .	BPENB4	BF24C2 . . . . .	BFTEXBV
BEG12M . . . . .	BNEMNJJN	BF13 . . . . .	BPENB4YR	BF24C3 . . . . .	BFTEXCV
BEG12M . . . . .	BNEMNJJN	BF14 . . . . .	BPENB4V	BF24DOC1 . . . . .	BFTEXAW
BEG12M . . . . .	BNEMNJJN	BF15 . . . . .	BPENB4W	BF24DOC2 . . . . .	BFTEXBW
BEG12Y . . . . .	BNEYRJN	BF16 . . . . .	BPENYR	BF24DOC3 . . . . .	BFTEXCW
BEG12Y . . . . .	BNEYRJN	BF17 . . . . .	BPENADD	BF25 . . . . .	BSPINHH
BEG12Y . . . . .	BNEJNYR	BF18 . . . . .	BPENADV	BF26 . . . . .	BHURUNS
BEG12Y . . . . .	BNEYRJN	BF19 . . . . .	BPENADW	BF27 . . . . .	BHUBOSS
BEG13 . . . . .	BLEAVER	BF21 . . . . .	BFTHH	BF28 . . . . .	BHUDES
BEG14 . . . . .	BLVWHY	BF22A1 . . . . .	BFTHH1	BF29 . . . . .	BFAIR1
BEG15M . . . . .	BLVMN	BF22A2 . . . . .	BFTHH2	BF30 . . . . .	BHHCH12
BEG15Y . . . . .	BLVYR	BF22A3 . . . . .	BFTHH3	BF31 . . . . .	BHUSITS
BEG16 . . . . .	BLVLOC	BF22B11 . . . . .	BFTHH11	BF32 . . . . .	BFAIR2
BEG17 . . . . .	BIVFIO	BF22B12 . . . . .	BFTHH21	BF33 . . . . .	BHOWLNG
BEG17 . . . . .	BIVFIO	BF22B13 . . . . .	BFTHH31	BF34 . . . . .	BEVENT3S
BEG17 . . . . .	BIVFIO	BF22B21 . . . . .	BFTHH12	BF34 . . . . .	BEVENT4
BEG18 . . . . .	BIVRREF	BF22B22 . . . . .	BFTHH22	BF34 . . . . .	BEVENT4S
BEG18 . . . . .	BIVRREF	BF22B23 . . . . .	BFTHH32	BF34 . . . . .	BEVENT3
BEG20 . . . . .	BIVCOOP	BF22B31 . . . . .	BFTHH13	BF34 . . . . .	BEVENT2
BEG20 . . . . .	BIVCOOP	BF22B32 . . . . .	BFTHH23	BF34 . . . . .	BEVENT1S
BEG20 . . . . .	BIVCOOP	BF22B33 . . . . .	BFTHH33	BF34 . . . . .	BEVENT1
BEG21 . . . . .	BIODC	BF22B41 . . . . .	BFTHH14	BF34 . . . . .	BEVENT2S
BEG21 . . . . .	BIODC	BF22B42 . . . . .	BFTHH24	BF35A . . . . .	BIVFA
BEG22 . . . . .	BIVMVST	BF22B43 . . . . .	BFTHH34	BF35B . . . . .	BIVFB
BF2 . . . . .	BNF1	BF22B51 . . . . .	BFTHH15	BF35C . . . . .	BIVFC
BF3A . . . . .	BFICODE	BF22B52 . . . . .	BFTHH25	BF35D . . . . .	BIVFD
BF3ANO . . . . .	BNFR	BF22B53 . . . . .	BFTHH35	BF36 . . . . .	BIVSC
BF3B01 . . . . .	BFR01	BF22B61 . . . . .	BFTHH16	BF101 . . . . .	BF101
BF3B02 . . . . .	BFR02	BF22B62 . . . . .	BFTHH26	BF102 . . . . .	BF102
BF3B03 . . . . .	BFR03	BF22B63 . . . . .	BFTHH36	BF103 . . . . .	BF103
BF3B04 . . . . .	BFR04	BF22C1 . . . . .	BFTHH1V	BF104 . . . . .	BF104
BF3B05 . . . . .	BFR05	BF22C2 . . . . .	BFTHH2V	BF105 . . . . .	BF105
BF3B06 . . . . .	BFR06	BF22C3 . . . . .	BFTHH3V	BF106 . . . . .	BF106
BF3B07 . . . . .	BFR07	BF22DOC1 . . . . .	BFTHH1W	BF116 . . . . .	BF116
BF3B08 . . . . .	BFR08	BF22DOC2 . . . . .	BFTHH2W	BF117 . . . . .	BF117
BF3B09 . . . . .	BFR09	BF22DOC3 . . . . .	BFTHH3W	BF118 . . . . .	BF118
BF3B10 . . . . .	BFR10	BF23 . . . . .	BFTEXHH	BF119 . . . . .	BF119
BF3B11 . . . . .	BFR11	BF24A1 . . . . .	BFTEXA	BF120 . . . . .	BF120
BF3B12 . . . . .	BFR12	BF24A2 . . . . .	BFTEXB	BF121 . . . . .	BF121
BF3B13 . . . . .	BFR13	BF24A3 . . . . .	BFTEXC	BF122 . . . . .	BF122
BF3B14 . . . . .	BFR14	BF24B11 . . . . .	BFTEXA1	BF123 . . . . .	BF123
BF3B15 . . . . .	BFR15	BF24B12 . . . . .	BFTEXB1	BF124 . . . . .	BF124
BF3B16 . . . . .	BFR16	BF24B13 . . . . .	BFTEXC1	BF131 . . . . .	BF131
BF3B17 . . . . .	BFR17	BF24B21 . . . . .	BFTEXA2	BF132 . . . . .	BF132
BF3BAL . . . . .	BFRALL	BF24B22 . . . . .	BFTEXB2	BF133 . . . . .	BF133
BF3C . . . . .	BFRNOW	BF24B23 . . . . .	BFTEXC2	BF134 . . . . .	BF134
BF3D . . . . .	BFRVAL	BF24B31 . . . . .	BFTEXA3	BF135 . . . . .	BF135
BF3EOC . . . . .	BFRW	BF24B32 . . . . .	BFTEXB3	BF136 . . . . .	BF136
BF3F . . . . .	BFRJT	BF24B33 . . . . .	BFTEXC3	BF137 . . . . .	BF137
BF3FPN . . . . .	BFRJTPN	BF24B41 . . . . .	BFTEXA4	BF138 . . . . .	BF138
BF3SEQ . . . . .	BFISEQ	BF24B42 . . . . .	BFTEXB4	BF139 . . . . .	BF139
BF4 . . . . .	BFISIT	BF24B43 . . . . .	BFTEXC4	BF140 . . . . .	BF140
BF5 . . . . .	BFISITC	BF24B51 . . . . .	BFTEXA5	BF141 . . . . .	BF141
BF6 . . . . .	BFISITX	BF24B52 . . . . .	BFTEXB5	BF151 . . . . .	BF151
BF7 . . . . .	BFYRDI	BF24B53 . . . . .	BFTEXC5	BF152 . . . . .	BF152
BF8 . . . . .	BSAVE	BF24B61 . . . . .	BFTEXA6	BF153 . . . . .	BF153
BF9 . . . . .	BSAVED	BF24B62 . . . . .	BFTEXB6	BF154 . . . . .	BF154
BF10 . . . . .	BSAVEY	BF24B63 . . . . .	BFTEXC6	BF155 . . . . .	BF155

BF156 . . . . .	BF156	BH45A . . . . .	BRENT1	BHG4Y . . . . .	BHGBY
BF157 . . . . .	BF157	BH45B . . . . .	BRENT2	BHG7 . . . . .	BMASTAT
BF158 . . . . .	BF158	BH45C . . . . .	BRENT3	BHG7 . . . . .	BMASTAT
BF159 . . . . .	BF159	BH45D . . . . .	BRENT4	BHG8 . . . . .	BHGSPN
BFFOIH . . . . .	BIVFOIH	BH45E . . . . .	BRENT5	BHG8 . . . . .	BHGSPN
BFFOIM . . . . .	BIVFOIM	BH45F . . . . .	BRENT6	BHG9 . . . . .	BHGEMP
BH1 . . . . .	BHSROOM	BH46 . . . . .	BRENTHB	BHG9 . . . . .	BHGEMP
BH2 . . . . .	BHSOWND	BH47 . . . . .	BRENTG	BHG10 . . . . .	BHGFNO
BH3M1 . . . . .	BHSOWR1	BH49 . . . . .	BRENTGW	BHG10 . . . . .	BHGFNO
BH3M2 . . . . .	BHSOWR2	BH50 . . . . .	BXPHSDF	BHG11 . . . . .	BHGMNO
BH5 . . . . .	BMGHAVE	BH51A . . . . .	BXPHSD1	BHG11 . . . . .	BHGMNO
BH6 . . . . .	BHSOWRP	BH51B . . . . .	BXPHSD2	BHG12 . . . . .	BHGRA
BH7 . . . . .	BMGYNOT	BH52 . . . . .	BXPHSDB	BHG12 . . . . .	BHGRA
BH8 . . . . .	BHSCOST	BH53 . . . . .	BCDHAVE	BI1 . . . . .	BIV1
BH9 . . . . .	BMGSTAT	BH54A . . . . .	BCD1USE	BI2 . . . . .	BIV2
BH10 . . . . .	BMGXTRA	BH54B . . . . .	BCD2USE	BI4 . . . . .	BIV4
BH11 . . . . .	BMGNEW	BH54C . . . . .	BCD3USE	BI5 . . . . .	BIV5
BH12A . . . . .	BMGXTY1	BH54D . . . . .	BCD4USE	BI6A . . . . .	BIV6A
BH12B . . . . .	BMGXTY2	BH54E . . . . .	BCD5USE	BI6B . . . . .	BIV6B
BH12C . . . . .	BMGXTY3	BH54F . . . . .	BCD6USE	BI6C . . . . .	BIV6C
BH12D . . . . .	BMGXTY4	BH54G . . . . .	BCD7USE	BI6D . . . . .	BIV6D
BH12E . . . . .	BMGXTY5	BH54H . . . . .	BCD8USE	BI6E . . . . .	BIV6E
BH13 . . . . .	BHSCOST	BH54I . . . . .	BCD9USE	BI6F . . . . .	BIV6F
BH14 . . . . .	BMGOLD	BH55A . . . . .	BCD1NEW	BI7 . . . . .	BIV7
BH15 . . . . .	BMGLIFE	BH55B . . . . .	BCD2NEW	BJ2 . . . . .	BEDNEW
BH16 . . . . .	BMGTYPE	BH55C . . . . .	BCD3NEW	BJ3A . . . . .	BEDNEW1
BH17 . . . . .	BMGNEW	BH55D . . . . .	BCD4NEW	BJ3B . . . . .	BEDNEW2
BH18A . . . . .	BMGXTY1	BH55E . . . . .	BCD5NEW	BJ3C . . . . .	BEDNEW3
BH18B . . . . .	BMGXTY2	BH55F . . . . .	BCD6NEW	BJ3D . . . . .	BEDNEW4
BH18C . . . . .	BMGXTY3	BH55G . . . . .	BCD7NEW	BJ4H . . . . .	BEDNEWH
BH18D . . . . .	BMGXTY4	BH55H . . . . .	BCD8NEW	BJ4W . . . . .	BEDNEWW
BH18E . . . . .	BMGXTY5	BH55I . . . . .	BCD9NEW	BJ9 . . . . .	BJBSTAT
BH19 . . . . .	BXPMG	BH56 . . . . .	BCDNUXP	BJ9 . . . . .	BNEMST
BH20A . . . . .	BXPMG1	BH57 . . . . .	BHSIP	BJ10D . . . . .	BCJSBGD
BH20B . . . . .	BXPMG2	BH58 . . . . .	BHSIPXP	BJ10M . . . . .	BCJSBGM
BH20C . . . . .	BXPMG3	BH59 . . . . .	BHEATCH	BJ10Y . . . . .	BCJSBGY
BH20D . . . . .	BXPMG4	BH60 . . . . .	BHEATYP	BJ11 . . . . .	BCJSBLY
BH23 . . . . .	BHSCOST	BH61 . . . . .	BXPOILY	BJ12 . . . . .	BJHSTAT
BH25 . . . . .	BHSCOST	BH62 . . . . .	BGASUSE	BJ13D . . . . .	BJHBGD
BH26 . . . . .	BHSYR0	BH63 . . . . .	BGASWAY	BJ13M . . . . .	BJHBGM
BH27 . . . . .	BHSVAL	BH64 . . . . .	BXPGASL	BJ13Y . . . . .	BJHBGY
BH29 . . . . .	BHSCOST	BH65 . . . . .	BXPGASW	BJ15 . . . . .	BNJBS
BH30 . . . . .	BMGOLD	BH66 . . . . .	BXPGASLW	BJ17 . . . . .	BJHSOC
BH31 . . . . .	BMGLIFE	BH67 . . . . .	BLECWAY	BJ19 . . . . .	BJHSEMP
BH32 . . . . .	BMGTYPE	BH68 . . . . .	BXPLECL	BJ20 . . . . .	BJHBOSS
BH33 . . . . .	BMGXTRA	BH69 . . . . .	BXPLECW	BJ21 . . . . .	BJHSECT
BH34 . . . . .	BMGNEW	BH70 . . . . .	BXPLECLW	BJ22 . . . . .	BJHMNGR
BH36 . . . . .	BXPMG	BH71 . . . . .	BXPFOOD	BJ24 . . . . .	BJHPLDF
BH37A . . . . .	BXPMG1	BH72 . . . . .	BNCARS	BJ25 . . . . .	BJHSIC
BH37B . . . . .	BXPMG2	BH73M1 . . . . .	BIVH1	BJ26 . . . . .	BJHSIZE
BH37C . . . . .	BXPMG3	BH73M2 . . . . .	BIVH2	BJ27 . . . . .	BJHPAYL
BH37D . . . . .	BXPMG4	BH73M3 . . . . .	BIVH3	BJ28OC . . . . .	BJHPYLW
BH38 . . . . .	BHSJB	BHG2 . . . . .	BHGR2R	BJ29 . . . . .	BJHPYLG
BH39M1 . . . . .	BRENTP1	BHG2 . . . . .	BHGR2R	BJ30 . . . . .	BJHSTPY
BH39M2 . . . . .	BRENTP2	BHG3 . . . . .	BHGSEX	BJ31 . . . . .	BJBLKY
BH40 . . . . .	BRENTLL	BHG3 . . . . .	BHGSEX	BJ34 . . . . .	BJBHAD
BH41 . . . . .	BRENTF	BHG4M . . . . .	BHGMBM	BJ35 . . . . .	BJLEND
BH43 . . . . .	BRENT	BHG4M . . . . .	BHGMBM	BJ36 . . . . .	BJLSOC
BH44 . . . . .	BRENTW	BHG4Y . . . . .	BHGBY	BJ37 . . . . .	BJLSIC

BJ38 . . . . .	BJLSEMP	BL48C . . . . .	BIVLC	BM21G . . . . .	BHLSVG
BJ39 . . . . .	BJLBOSS	BL48D . . . . .	BIVLD	BM21H . . . . .	BHLSVH
BJ40 . . . . .	BJLMNGR	BL49M . . . . .	BLEDENDM	BM21I . . . . .	BHLSVI
BJ41 . . . . .	BJLSIZE	BL49NL . . . . .	BLEDNOW	BM21J1 . . . . .	BHLSVJ
BJ42A . . . . .	BIVJA	BL49Y . . . . .	BLEDENDY	BM21J2 . . . . .	BHLSVK
BJ42B . . . . .	BIVJB	BL50 . . . . .	BLESHST	BM21J2 . . . . .	BHLSVJ
BJ42C . . . . .	BIVJC	BL50SPNO . . . . .	BLESHNO	BM22A . . . . .	BHLSVAN
BJ42D . . . . .	BIVJD	BL51M . . . . .	BLESHEM	BM22B . . . . .	BHLSVBN
BL10M . . . . .	BLMSPM	BL51NE . . . . .	BLESHNE	BM22C . . . . .	BHLSVCN
BL10Y . . . . .	BLMSPY	BL51Y . . . . .	BLESHEY	BM22D . . . . .	BHLSVDN
BL2 . . . . .	BMLSTAT	BM1 . . . . .	BHLSTAT	BM22E . . . . .	BHLSVEN
BL3 . . . . .	BNMAR	BM2 . . . . .	BHLZEST	BM22F . . . . .	BHLSVFN
BL4M . . . . .	BLMARM	BM3 . . . . .	BHLDSBL	BM22G . . . . .	BHLSVGN
BL4Y . . . . .	BLMARY	BM4A . . . . .	BHLPRBA	BM22H . . . . .	BHLSVHN
BL5 . . . . .	BLMCOH	BM4B . . . . .	BHLPRBB	BM22I . . . . .	BHLSVIN
BL6M . . . . .	BLMCBM	BM4C . . . . .	BHLPRBC	BM22J1 . . . . .	BHLSVJN
BL6Y . . . . .	BLMCBY	BM4D . . . . .	BHLPRBD	BM22J2 . . . . .	BHLSVKN
BL7 . . . . .	BLMEND	BM4M0 . . . . .	BHLPRB	BM23A . . . . .	BHLSVAF
BL8M . . . . .	BLMWWM	BM4ME . . . . .	BHLPRBE	BM23B . . . . .	BHLSVBF
BL8Y . . . . .	BLMWY	BM4MF . . . . .	BHLPRBF	BM23C . . . . .	BHLSVCF
BL9M . . . . .	BLMDVM	BM4MG . . . . .	BHLPRBG	BM23D . . . . .	BHLSVDF
BL9Y . . . . .	BLMDVY	BM4MH . . . . .	BHLPRBH	BM23E . . . . .	BHLSVEF
BL28 . . . . .	BMPNO	BM4MI . . . . .	BHLPRBI	BM23F . . . . .	BHLSVFF
BL35 . . . . .	BLCOH	BM4MJ . . . . .	BHLPRBJ	BM23G . . . . .	BHLSVGF
BL36 . . . . .	BLNCOH	BM4MK . . . . .	BHLPRBK	BM23H . . . . .	BHLSVHF
BL37 . . . . .	BLCSBM	BM4ML . . . . .	BHLPRBL	BM23I . . . . .	BHLSVIF
BL37M . . . . .	BLCHSM	BM4MM . . . . .	BHLPRBM	BM23J1 . . . . .	BHLSVJF
BL37SPNO . . . . .	BLCSNO	BM5 . . . . .	BHLLT	BM23J2 . . . . .	BHLSVKF
BL37Y . . . . .	BLCSBY	BM6A . . . . .	BHLLTA	BM24 . . . . .	BHLCK
BL38M . . . . .	BLCSEM	BM6B . . . . .	BHLLTB	BM25A . . . . .	BHLCKA
BL38NE . . . . .	BLCSNE	BM6C . . . . .	BHLLTC	BM25B . . . . .	BHLCKB
BL38Y . . . . .	BLCSEY	BM6D . . . . .	BHLLTD	BM25C . . . . .	BHLCKC
BL39 . . . . .	BLADOPT	BM6E . . . . .	BHLLTE	BM25D . . . . .	BHLCKD
BL40 . . . . .	BLNADPT	BM7 . . . . .	BHLLTW	BM25E . . . . .	BHLCKE
BL41 . . . . .	BLACNO	BM8 . . . . .	BHLENDW	BM25F . . . . .	BHLCKF
BL41AM . . . . .	BLACBM	BM9 . . . . .	BHLLTWA	BM25G . . . . .	BHLCKG
BL41AY . . . . .	BLACBY	BM10 . . . . .	BHL2GP	BM25H . . . . .	BHLCKH
BL41B . . . . .	BLACSX	BM11 . . . . .	BXDTS	BM26A . . . . .	BHLCKAN
BL41C . . . . .	BLACST	BM12 . . . . .	BNXDTS	BM26B . . . . .	BHLCKBN
BL41D . . . . .	BLACYB	BM13AM . . . . .	BXDT1M	BM26C . . . . .	BHLCKCN
BL41E . . . . .	BLACL	BM13AY . . . . .	BXDT1Y	BM26D . . . . .	BHLCKDN
BL41F . . . . .	BLACYD	BM13BM . . . . .	BXDT2M	BM26E . . . . .	BHLCKEN
BL41G . . . . .	BLACAL	BM13BY . . . . .	BXDT2Y	BM26F . . . . .	BHLCKFN
BL42 . . . . .	BLPRNT	BM13CM . . . . .	BXDT3M	BM26G . . . . .	BHLCKGN
BL43 . . . . .	BLNPRNT	BM13CY . . . . .	BXDT3Y	BM26H . . . . .	BHLCKHN
BL44AM . . . . .	BLCHBM	BM14M1 . . . . .	BXDT1PL	BM27 . . . . .	BSMOKER
BL44AY . . . . .	BLCHBY	BM14M2 . . . . .	BXDT2PL	BM28 . . . . .	BNCIGS
BL44B . . . . .	BLCHSX	BM14M3 . . . . .	BXDT3PL	BM30 . . . . .	BAIDHH
BL44C . . . . .	BLCHLV	BM15 . . . . .	BHOSP	BM31P1 . . . . .	BAIDHUA
BL44CNO . . . . .	BLNCNO	BM16 . . . . .	BHOSPD	BM31P2 . . . . .	BAIDHUB
BL44CNO . . . . .	BLNCNO	BM18 . . . . .	BHOSPCH	BM31P3 . . . . .	BAIDHUC
BL44D . . . . .	BLCHYD	BM19 . . . . .	BHOSPNHS	BM32 . . . . .	BAIDXHH
BL44E . . . . .	BLCHAL	BM20 . . . . .	BHLSV	BM34 . . . . .	BNAIDXHH
BL45 . . . . .	BEAAGE	BM21A . . . . .	BHLSVA	BM35 . . . . .	BAIDHU2
BL45 . . . . .	BCBAGE	BM21B . . . . .	BHLSVB	BM35 . . . . .	BAIDHU1
BL46 . . . . .	BLCHMOR	BM21C . . . . .	BHLSVC	BM36 . . . . .	BAIDPL1
BL47 . . . . .	BLCHMORN	BM21D . . . . .	BHLSVD	BM36 . . . . .	BAIDPL2
BL48A . . . . .	BIVLA	BM21E . . . . .	BHLSVE	BM37 . . . . .	BAIDHRS
BL48B . . . . .	BIVLB	BM21F . . . . .	BHLSVF	BM38A . . . . .	BIVMA

BM38B . . . . .	BIVMB	BV1C . . . . .	BOPPOLC	CD3 . . . . .	CLKMOVE
BM38C . . . . .	BIVMC	BV1D . . . . .	BOPPOLD	CD4 . . . . .	CLKMOVY
BM38D . . . . .	BIVMD	BV2 . . . . .	BVOTE1	CD5 . . . . .	CPLNEW
BP2B . . . . .	BPRRS2I	BV3 . . . . .	BVOTE2	CD6M . . . . .	CPLNOWM
BP2C . . . . .	BPRIPN	BV4 . . . . .	BVOTE4	CD6Y . . . . .	CPLNOWY
BP2D . . . . .	BPRWHY	BV5 . . . . .	BVOTE5	CD7 . . . . .	CMOVJB
BP3 . . . . .	BP3M	BV6 . . . . .	BVOTE7	CD8A . . . . .	CMOVJBA
BP3 . . . . .	BP3AL	BV7 . . . . .	BVOTE8	CD8B . . . . .	CMOVJBB
BP3 . . . . .	BP3Y	BV8 . . . . .	BVOTE6	CD8C . . . . .	CMOVJBC
BP13 . . . . .	BPRFEHQ	BV9A . . . . .	BOPISS1	CD8D . . . . .	CMOVJBD
BP15 . . . . .	BPRSEHQ	BV9B . . . . .	BOPISS2	CD8E . . . . .	CMOVJBE
BP49 . . . . .	BPRJBFT	BV9C . . . . .	BOPISS3	CD8F . . . . .	CMOVJBF
BP61 . . . . .	BPRFITB	BV9D . . . . .	BOPISS4	CD8G . . . . .	CMOVJBG
BPI1 . . . . .	BPIM2	BV9E . . . . .	BOPISS5	CD8H . . . . .	CMOVJBH
BPI1 . . . . .	BPIM1	BV10 . . . . .	BOPPOL1	CD8I . . . . .	CMOVJBI
BS1A . . . . .	BGHQA	BV11 . . . . .	BOPPOL2	CD9M1 . . . . .	CMOVY1
BS1B . . . . .	BGHQB	BV12 . . . . .	BORGM	CD9M2 . . . . .	CMOVY2
BS1C . . . . .	BGHQC	BV13A . . . . .	BORGMA	CD10M . . . . .	CDOBM
BS1D . . . . .	BGHQD	BV13B . . . . .	BORGMB	CD10Y . . . . .	CDOBY
BS1E . . . . .	BGHQE	BV13C . . . . .	BORGMC	CD11 . . . . .	CSEX
BS1F . . . . .	BGHQF	BV13D . . . . .	BORGMD	CD11 . . . . .	CSEX
BS1G . . . . .	BGHQG	BV13E . . . . .	BORGME	CD13 . . . . .	CJBSTAT
BS1H . . . . .	BGHQH	BV13F . . . . .	BORGMF	CD15M . . . . .	CEDENDM
BS1I . . . . .	BGHQI	BV13G . . . . .	BORGMG	CD15Y . . . . .	CEDENDY
BS1J . . . . .	BGHQJ	BV13H . . . . .	BORGMH	CD16 . . . . .	CEDTYPE
BS1K . . . . .	BGHQK	BV13I . . . . .	BORGMI	CD17 . . . . .	CQFX
BS1L . . . . .	BGHQL	BV13J . . . . .	BORGMJ	CD18A . . . . .	CQFXA
BS2A . . . . .	BOPFAMJ	BV13K . . . . .	BORGMK	CD18B . . . . .	CQFXB
BS2B . . . . .	BOPFAMK	BV13L . . . . .	BORGMML	CD18C . . . . .	CQFXC
BS2C . . . . .	BOPFAML	BV13M . . . . .	BORGMM	CD18D . . . . .	CQFXD
BS2D . . . . .	BOPFAMM	BV14 . . . . .	BORGA	CD18E . . . . .	CQFXE
BS2E . . . . .	BOPFAMN	BV15A . . . . .	BORGAA	CD18F . . . . .	CQFXF
BS3A . . . . .	BNETSX3	BV15B . . . . .	BORGAB	CD18G . . . . .	CQFXG
BS3A . . . . .	BNETSX2	BV15C . . . . .	BORGAC	CD18H . . . . .	CQFXH
BS3A . . . . .	BNETSX1	BV15D . . . . .	BORGAD	CD18I . . . . .	CQFXI
BS3B . . . . .	BNET2RL	BV15E . . . . .	BORGAE	CD18J . . . . .	CQFXJ
BS3B . . . . .	BNET1RL	BV15F . . . . .	BORGAF	CD18K . . . . .	CQFXK
BS3B . . . . .	BNET3RL	BV15G . . . . .	BORGAG	CD18L . . . . .	CQFXL
BS3B . . . . .	BNET2WR	BV15H . . . . .	BORGAH	CD18M . . . . .	CQFXM
BS3B . . . . .	BNET3WR	BV15I . . . . .	BORGAI	CD18N . . . . .	CQFXN
BS3B . . . . .	BNET1WR	BV15J . . . . .	BORGAJ	CD19 . . . . .	CQFEDX
BS3C . . . . .	BNET1AG	BV15K . . . . .	BORGAK	CD20A . . . . .	CQFEDXA
BS3C . . . . .	BNET3AG	BV15L . . . . .	BORGAL	CD20B . . . . .	CQFEDXB
BS3C . . . . .	BNET2AG	BV15M . . . . .	BORGAM	CD20C . . . . .	CQFEDXC
BS3D . . . . .	BNET3KN	BV16 . . . . .	BDRIVER	CD20D . . . . .	CQFEDXD
BS3D . . . . .	BNET1KN	BV17 . . . . .	BCARUSE	CD20E . . . . .	CQFEDXE
BS3D . . . . .	BNET2KN	BV18A . . . . .	BIVVA	CD20F . . . . .	CQFEDXF
BS3E . . . . .	BNET3PH	BV18B . . . . .	BIVVB	CD20G . . . . .	CQFEDXG
BS3E . . . . .	BNET1PH	BV18C . . . . .	BIVVC	CD20H . . . . .	CQFEDXH
BS3E . . . . .	BNET2PH	BV18D . . . . .	BIVVD	CD20I . . . . .	CQFEDXI
BS3F . . . . .	BNET2LV	CD0AD . . . . .	CDOID	CD20J . . . . .	CQFEDXJ
BS3F . . . . .	BNET3LV	CD0AM . . . . .	CDOIM	CD20K . . . . .	CQFEDXK
BS3F . . . . .	BNET1LV	CD0AY . . . . .	CDOIY	CD21A . . . . .	CNQFEXA
BS3G . . . . .	BNET3JB	CD0B . . . . .	CIVLYR	CD21B . . . . .	CNQFEXB
BS3G . . . . .	BNET2JB	CD0C . . . . .	CIVIEVR	CD21C . . . . .	CNQFEXC
BS3G . . . . .	BNET1JB	CD0D . . . . .	CRACH16	CD21E . . . . .	CNQFEXE
BS4A . . . . .	BNETSOC	CD1H . . . . .	CIVSOIH	CD21F . . . . .	CNQFEXF
BV1A . . . . .	BOPPOLA	CD1M . . . . .	CIVSOIM	CD21G . . . . .	CNQFEXG
BV1B . . . . .	BOPPOLB	CD2 . . . . .	CLKNBRD	CD21H . . . . .	CNQFEXH

CD21I . . . . .	CNQFEXI	CD39G . . . . .	CNQFEDH	CE34 . . . . .	CJBONUS
CD21J . . . . .	CNQFEXJ	CD39H . . . . .	CNQFEDI	CE35 . . . . .	CJBRISE
CD21K . . . . .	CNQFEXK	CD39I . . . . .	CNQFEDJ	CE36 . . . . .	CTUJBPL
CD22 . . . . .	CMLSTAT	CD39J . . . . .	CNQFEDA	CE37 . . . . .	CTUIN1
CD23 . . . . .	CMLCHNG	CD39K . . . . .	CNQFEDK	CE38 . . . . .	CTUIN2
CD24M . . . . .	CMLCHM	CD39L . . . . .	CNQFEDL	CE39 . . . . .	CJBOPPS
CD24Y . . . . .	CMLCHY	CD39M . . . . .	CNQFEDM	CE40 . . . . .	CJBTIME
CD25DST . . . . .	CPLBORND	CD39N . . . . .	CNQFEDN	CE41 . . . . .	CPAYS
CD25OS . . . . .	CPLBORNC	CD39O . . . . .	CNQFEDO	CE42OC . . . . .	CPAYSW
CD26 . . . . .	CYR2UK	CD39P . . . . .	CNQFEDP	CE43 . . . . .	CPAYSG
CD28 . . . . .	CRACE	CD39Q . . . . .	CNQFEDQ	CE44 . . . . .	CJBPEN
CD30 . . . . .	CSCEND	CD39R . . . . .	CNQFEDR	CE45 . . . . .	CJBPENM
CD30NA . . . . .	CSCHOOL	CD39S . . . . .	CNQFEDS	CE57 . . . . .	CPAYLY
CD31 . . . . .	CSCTYPE	CE1 . . . . .	CJBHAS	CE58OC . . . . .	CPAYLYW
CD32 . . . . .	CSCNOW	CE2 . . . . .	CJBOFF	CE59 . . . . .	CPAYLYG
CD33 . . . . .	CFETYPE	CE3 . . . . .	CJBOFFY	CE63 . . . . .	CJSBOSS
CD34 . . . . .	CFEEND	CE4 . . . . .	CJBTERM	CE64 . . . . .	CJSSIZE
CD34NA . . . . .	CFENOW	CE5 . . . . .	CJBSOC	CE65 . . . . .	CJSHRS
CD35 . . . . .	CQFHAS	CE6 . . . . .	CJBSIC	CE66 . . . . .	CJSHRLK
CD36A . . . . .	CQFA	CE7 . . . . .	CJBSEMP	CE67 . . . . .	CJSTIME
CD36B . . . . .	CQFB	CE8 . . . . .	CJBMNGR	CE68 . . . . .	CJSTYPE
CD36C . . . . .	CQFC	CE9 . . . . .	CJBSECT	CE69 . . . . .	CJSACCS
CD36D . . . . .	CQFD	CE10 . . . . .	CJBFSIZE	CE70 . . . . .	CJSPRF
CD36E . . . . .	CQFE	CE11 . . . . .	CJBHRS	CE71BM . . . . .	CJSPRBM
CD36F . . . . .	CQFF	CE12 . . . . .	CJBOT	CE71BY . . . . .	CJSPRBY
CD36G . . . . .	CQFG	CE13 . . . . .	CJBOTPD	CE71EM . . . . .	CJSPREM
CD36H . . . . .	CQFH	CE14 . . . . .	CJBHRLK	CE71EY . . . . .	CJSPREY
CD36I . . . . .	CQFI	CE15 . . . . .	CJBPL	CE72 . . . . .	CJSPAYL
CD36J . . . . .	CQFJ	CE16 . . . . .	CJBTTWT	CE73BM . . . . .	CJSPYBM
CD36K . . . . .	CQFK	CE17 . . . . .	CJBTTWM	CE73BY . . . . .	CJSPYBY
CD36L . . . . .	CQFL	CE18A . . . . .	CJBSAT1	CE73EM . . . . .	CJSPYEM
CD36M . . . . .	CQFM	CE18B . . . . .	CJBSAT2	CE73EY . . . . .	CJSPYEY
CD36N . . . . .	CQFN	CE18C . . . . .	CJBSAT3	CE74 . . . . .	CJSPL
CD37 . . . . .	CQFED	CE18D . . . . .	CJBSAT4	CE75 . . . . .	CJSTTWT
CD38A . . . . .	CQFEDB	CE18E . . . . .	CJBSAT5	CE76 . . . . .	CJSTTWM
CD38B . . . . .	CQFEDC	CE18F . . . . .	CJBSAT6	CE77A . . . . .	CJSSAT1
CD38C . . . . .	CQFEDD	CE18G . . . . .	CJBSAT7	CE77B . . . . .	CJSSAT2
CD38D . . . . .	CQFEDE	CE19 . . . . .	CJBSAT	CE77C . . . . .	CJSSAT3
CD38E . . . . .	CQFEDF	CE20 . . . . .	CPAYGL	CE77D . . . . .	CJSSAT4
CD38F . . . . .	CQFEDG	CE21OC . . . . .	CPAYGW	CE77E . . . . .	CJSSAT5
CD38G . . . . .	CQFEDH	CE22 . . . . .	CPAYNL	CE78 . . . . .	CJSSAT
CD38H . . . . .	CQFEDI	CE23OC . . . . .	CPAYNW	CE79D . . . . .	CJSBGD
CD38I . . . . .	CQFEDJ	CE24 . . . . .	CPAYSLP	CE79M . . . . .	CJSBGM
CD38J . . . . .	CQFEDA	CE26 . . . . .	CPAYUSL	CE79Y . . . . .	CJSBGY
CD38K . . . . .	CQFEDK	CE27 . . . . .	CPAYU	CE80 . . . . .	CJBED
CD38L . . . . .	CQFEDL	CE28OC . . . . .	CPAYUW	CE81A . . . . .	CJBED1
CD38M . . . . .	CQFEDM	CE29 . . . . .	CPAYUG	CE81B . . . . .	CJBED2
CD38N . . . . .	CQFEDN	CE30A . . . . .	CPAYDF1	CE81C . . . . .	CJBED3
CD38O . . . . .	CQFEDO	CE30B . . . . .	CPAYDF2	CE81D . . . . .	CJBED4
CD38P . . . . .	CQFEDP	CE30C . . . . .	CPAYDF3	CE81E . . . . .	CJBED5
CD38Q . . . . .	CQFEDQ	CE30D . . . . .	CPAYDF4	CE82A . . . . .	CJBEDQ
CD38R . . . . .	CQFEDR	CE30E . . . . .	CPAYDF5	CE82B . . . . .	CJBEDP1
CD38S . . . . .	CQFEDS	CE30F . . . . .	CPAYDF6	CE82B . . . . .	CJBEDP2
CD39A . . . . .	CNQFEDB	CE30G . . . . .	CPAYDF7	CE83 . . . . .	CRACH12
CD39B . . . . .	CNQFEDC	CE30H . . . . .	CPAYDF8	CE84M1 . . . . .	CJBCHC1
CD39C . . . . .	CNQFEDD	CE32D . . . . .	CJBBGD	CE84M2 . . . . .	CJBCHC2
CD39D . . . . .	CNQFEDE	CE32M . . . . .	CJBBGM	CE84M3 . . . . .	CJBCHC3
CD39E . . . . .	CNQFEDF	CE32Y . . . . .	CJBBGY	CE86 . . . . .	CXPCHCF
CD39F . . . . .	CNQFEDG	CE33 . . . . .	CJBBGLY	CE87 . . . . .	CXPCHC

CE88 . . . . .	CHUXPCH	CEG14 . . . . .	CIVFIO	CF25B23 . . . . .	CFTHH32
CE89 . . . . .	CHUNURS	CEG14 . . . . .	CIVFIO	CF25B32 . . . . .	CFTHH23
CE90 . . . . .	CJULK1	CEG14 . . . . .	CIVFIO	CF25B33 . . . . .	CFTHH33
CE91 . . . . .	CJULK4	CEG15 . . . . .	CIVTEL	CF25B42 . . . . .	CFTHH24
CE92 . . . . .	CJULKJB	CEG15 . . . . .	CIVTEL	CF25B43 . . . . .	CFTHH34
CE93 . . . . .	CJUSPEC	CF2 . . . . .	CNF1	CF25B52 . . . . .	CFTHH25
CE94 . . . . .	CJUSOC	CF3A . . . . .	CFICODE	CF25B53 . . . . .	CFTHH35
CE95 . . . . .	CJUHRXS	CF3ANO . . . . .	CNFR	CF25B62 . . . . .	CFTHH26
CE96 . . . . .	CJUPAYX	CF3B01 . . . . .	CFR01	CF25B63 . . . . .	CFTHH36
CE97 . . . . .	CJUPAYL	CF3B02 . . . . .	CFR02	CF25C2 . . . . .	CFTHH2V
CE98 . . . . .	CJUHRSL	CF3B03 . . . . .	CFR03	CF25C3 . . . . .	CFTHH3V
CE99 . . . . .	CEAAGE	CF3B04 . . . . .	CFR04	CF25DOC2 . . . . .	CFTHH2W
CE100A . . . . .	CJBHHA	CF3B05 . . . . .	CFR05	CF25DOC3 . . . . .	CFTHH3W
CE100B . . . . .	CJBHHB	CF3B06 . . . . .	CFR06	CF26A1 . . . . .	CFTHH1
CE100C . . . . .	CJBHHC	CF3B07 . . . . .	CFR07	CF26B1 . . . . .	CFTHH11
CE100D . . . . .	CJBHHD	CF3B08 . . . . .	CFR08	CF26B2 . . . . .	CFTHH12
CE100E . . . . .	CJBHHE	CF3B09 . . . . .	CFR09	CF26B3 . . . . .	CFTHH13
CE100F . . . . .	CJBHHF	CF3B10 . . . . .	CFR10	CF26B4 . . . . .	CFTHH14
CE101 . . . . .	CJBUB	CF3B11 . . . . .	CFR11	CF26B5 . . . . .	CFTHH15
CE102 . . . . .	CJBUBY	CF3B12 . . . . .	CFR12	CF26B6 . . . . .	CFTHH16
CE103 . . . . .	CJ2HAS	CF3B13 . . . . .	CFR13	CF26C . . . . .	CFTHH1V
CE104 . . . . .	CJ2SOC	CF3B14 . . . . .	CFR14	CF26DOC . . . . .	CFTHH1W
CE105 . . . . .	CJ2SEMP	CF3B15 . . . . .	CFR15	CF27 . . . . .	CFTEXHH
CE106 . . . . .	CJ2HRS	CF3B16 . . . . .	CFR16	CF28A1 . . . . .	CFTEXA
CE107 . . . . .	CJ2PAY	CF3B17 . . . . .	CFR17	CF28A2 . . . . .	CFTEXB
CE108A . . . . .	CIVEA	CF3BAL . . . . .	CFRALL	CF28A3 . . . . .	CFTEXC
CE108B . . . . .	CIVEB	CF3C . . . . .	CFRNOW	CF28B11 . . . . .	CFTEXA1
CE108C . . . . .	CIVEC	CF3D . . . . .	CFRVAL	CF28B12 . . . . .	CFTEXB1
CE108D . . . . .	CIVED	CF3EOC . . . . .	CFRW	CF28B13 . . . . .	CFTEXC1
CE108E . . . . .	CIVEE	CF3F . . . . .	CFRJT	CF28B21 . . . . .	CFTEXA2
CEG4 . . . . .	CHGSEX	CF3FPN . . . . .	CFRJTPN	CF28B22 . . . . .	CFTEXB2
CEG4 . . . . .	CHGSEX	CF3SEQ . . . . .	CFISEQ	CF28B23 . . . . .	CFTEXC2
CEG5M . . . . .	CHGBM	CF4 . . . . .	CFISIT	CF28B31 . . . . .	CFTEXA3
CEG5M . . . . .	CHGBM	CF5 . . . . .	CFISITC	CF28B32 . . . . .	CFTEXB3
CEG5Y . . . . .	CHGBY	CF6 . . . . .	CFISITY	CF28B33 . . . . .	CFTEXC3
CEG5Y . . . . .	CHGBY	CF7 . . . . .	CFISITX	CF28B41 . . . . .	CFTEXA4
CEG6 . . . . .	CIVIOW2	CF8 . . . . .	COPXPSV	CF28B42 . . . . .	CFTEXB4
CEG6 . . . . .	CIVIOW2	CF9 . . . . .	COPXPCR	CF28B43 . . . . .	CFTEXC4
CEG7 . . . . .	CIVIEVR	CF10 . . . . .	CFIYRDI	CF28B51 . . . . .	CFTEXA5
CEG7 . . . . .	CIVIEVR	CF11 . . . . .	CFIYRDIU	CF28B52 . . . . .	CFTEXB5
CEG7 . . . . .	CIVIEVR	CF12 . . . . .	CSAVE	CF28B53 . . . . .	CFTEXC5
CEG8 . . . . .	CIVELIG	CF13 . . . . .	CSAVED	CF28B61 . . . . .	CFTEXA6
CEG8 . . . . .	CIVELIG	CF14 . . . . .	CSAVEY2	CF28B62 . . . . .	CFTEXB6
CEG9 . . . . .	CHHMEM	CF14 . . . . .	CSAVEY1	CF28B63 . . . . .	CFTEXC6
CEG9 . . . . .	CHHMEM	CF15 . . . . .	CPPPEN	CF28C1 . . . . .	CFTEXAV
CEG9 . . . . .	CHHMEM	CF16 . . . . .	CPENB4	CF28C2 . . . . .	CFTEXBV
CEG10 . . . . .	CNEWHY	CF17 . . . . .	CPENB4YR	CF28C3 . . . . .	CFTEXCV
CEG10 . . . . .	CNEWHY	CF18 . . . . .	CPENB4V	CF28DOC1 . . . . .	CFTEXAW
CEG10 . . . . .	CNEWHY	CF19OC . . . . .	CPENB4W	CF28DOC2 . . . . .	CFTEXBW
CEG11 . . . . .	CLVWHY	CF20 . . . . .	CPENYR	CF28DOC3 . . . . .	CFTEXCW
CEG12M . . . . .	CLVMN	CF21 . . . . .	CPENADD	CF29 . . . . .	CSPINHH
CEG12M . . . . .	CNEMNJJN	CF22 . . . . .	CPENADV	CF30 . . . . .	CHURUNS
CEG12M . . . . .	CNEMNJJN	CF23OC . . . . .	CPENADW	CF31 . . . . .	CHUBOSS
CEG12M . . . . .	CNEMNJJN	CF25 . . . . .	CFTHH	CF32 . . . . .	CHOWLNG
CEG12Y . . . . .	CNEYRJJN	CF25A2 . . . . .	CFTHH2	CF33 . . . . .	CEVENT4
CEG12Y . . . . .	CNEYRJJN	CF25A3 . . . . .	CFTHH3	CF33 . . . . .	CEVENT3S
CEG12Y . . . . .	CLVYR	CF25B12 . . . . .	CFTHH21	CF33 . . . . .	CEVENT3
CEG12Y . . . . .	CNEYRJJN	CF25B13 . . . . .	CFTHH31	CF33 . . . . .	CEVENT2S
CEG13 . . . . .	CLVLOC	CF25B22 . . . . .	CFTHH22	CF33 . . . . .	CEVENT2

CF33 . . . . .	CEVENT1S	CH12 . . . . .	CMGYR0	CH47H . . . . .	CCD8NEW
CF33 . . . . .	CEVENT1	CH13 . . . . .	CMGLY	CH47I . . . . .	CCD9NEW
CF33 . . . . .	CEVENT4S	CH14 . . . . .	CHSIVW2	CH48 . . . . .	CCDNUXP
CF34A . . . . .	CIVFA	CH17 . . . . .	CMGOLD	CH49 . . . . .	CHSIP
CF34B . . . . .	CIVFB	CH18 . . . . .	CMGLIFE	CH50 . . . . .	CHSIPXP
CF34C . . . . .	CIVFC	CH19 . . . . .	CMGTYPE	CH51 . . . . .	CHEATCH
CF34D . . . . .	CIVFD	CH20 . . . . .	CMGXTRA	CH52 . . . . .	CHEATYP
CF34E . . . . .	CIVFE	CH21 . . . . .	CMGNEW	CH53 . . . . .	CXPOILY
CF35 . . . . .	CIVSC	CH22A . . . . .	CMGXTY1	CH54 . . . . .	CGASUSE
CF101 . . . . .	CF101	CH22B . . . . .	CMGXTY2	CH55 . . . . .	CGASWAY
CF102 . . . . .	CF102	CH22C . . . . .	CMGXTY3	CH56 . . . . .	CXPGASL
CF103 . . . . .	CF103	CH22D . . . . .	CMGXTY4	CH57 . . . . .	CXPGASW
CF104 . . . . .	CF104	CH22E . . . . .	CMGXTY5	CH58 . . . . .	CXPGASLW
CF105 . . . . .	CF105	CH23 . . . . .	CXPMG	CH59 . . . . .	CLECWAY
CF106 . . . . .	CF106	CH24A . . . . .	CXPMG1	CH60 . . . . .	CXPLECL
CF116 . . . . .	CF116	CH24B . . . . .	CXPMG2	CH61 . . . . .	CXPLECW
CF117 . . . . .	CF117	CH24C . . . . .	CXPMG3	CH62 . . . . .	CXPLECLW
CF118 . . . . .	CF118	CH24D . . . . .	CXPMG4	CH63 . . . . .	CXPFOOD
CF119 . . . . .	CF119	CH25 . . . . .	CHSJB	CH64 . . . . .	CNCARS
CF120 . . . . .	CF120	CH26M1 . . . . .	CRENTP1	CH65 . . . . .	CCAROWN
CF121 . . . . .	CF121	CH26M2 . . . . .	CRENTP2	CH66 . . . . .	CCARVAL
CF122 . . . . .	CF122	CH27 . . . . .	CRENTLL	CH67M1 . . . . .	CIVH1
CF123 . . . . .	CF123	CH28 . . . . .	CRENTF	CH67M2 . . . . .	CIVH2
CF124 . . . . .	CF124	CH30 . . . . .	CRENT	CH67M3 . . . . .	CIVH3
CF131 . . . . .	CF131	CH31 . . . . .	CRENTW	CHG2 . . . . .	CHGR2R
CF132 . . . . .	CF132	CH32A . . . . .	CRENT1	CHG2 . . . . .	CHGR2R
CF133 . . . . .	CF133	CH32B . . . . .	CRENT2	CHG7 . . . . .	CAGE
CF134 . . . . .	CF134	CH32C . . . . .	CRENT3	CHG8 . . . . .	CMASTAT
CF135 . . . . .	CF135	CH32D . . . . .	CRENT4	CHG8 . . . . .	CMASTAT
CF136 . . . . .	CF136	CH32E . . . . .	CRENT5	CHG9 . . . . .	CHGSPN
CF137 . . . . .	CF137	CH32F . . . . .	CRENT6	CHG9 . . . . .	CHGSPN
CF138 . . . . .	CF138	CH33 . . . . .	CRENTHB	CHG10 . . . . .	CHGEMP
CF139 . . . . .	CF139	CH34 . . . . .	CRENTG	CHG10 . . . . .	CHGEMP
CF140 . . . . .	CF140	CH36 . . . . .	CRENTGW	CHG11 . . . . .	CHGFNO
CF141 . . . . .	CF141	CH37 . . . . .	CXPHSDF	CHG11 . . . . .	CHGFNO
CF151 . . . . .	CF151	CH38A . . . . .	CXPHSD1	CHG12 . . . . .	CHGMNO
CF152 . . . . .	CF152	CH38B . . . . .	CXPHSD2	CHG12 . . . . .	CHGMNO
CF153 . . . . .	CF153	CH39 . . . . .	CXPHSDB	CHG13 . . . . .	CHGRA
CF154 . . . . .	CF154	CH40 . . . . .	CHS2OWND	CHG13 . . . . .	CHGRA
CF155 . . . . .	CF155	CH41 . . . . .	CHS2VAL	CI1 . . . . .	CIV1
CF156 . . . . .	CF156	CH43 . . . . .	CMGTOT	CI2 . . . . .	CIV2
CF157 . . . . .	CF157	CH44 . . . . .	CCDHAVE	CI4 . . . . .	CIV4
CF158 . . . . .	CF158	CH45A . . . . .	CCD1USE	CI5 . . . . .	CIV5
CF159 . . . . .	CF159	CH45B . . . . .	CCD2USE	CI6A . . . . .	CIV6A
CH0AD . . . . .	CHHDOI	CH45C . . . . .	CCD3USE	CI6B . . . . .	CIV6B
CH0AM . . . . .	CHHMOI	CH45D . . . . .	CCD4USE	CI6C . . . . .	CIV6C
CH0AY . . . . .	CHHYOI	CH45E . . . . .	CCD5USE	CI6D . . . . .	CIV6D
CH0C . . . . .	CHSTYPE	CH45F . . . . .	CCD6USE	CI6E . . . . .	CIV6E
CH1B . . . . .	CHSRINS	CH45G . . . . .	CCD7USE	CI6F . . . . .	CIV6F
CH2 . . . . .	CHSROOM	CH45H . . . . .	CCD8USE	CI7 . . . . .	CIV7
CH3 . . . . .	CHSOWND	CH45I . . . . .	CCD9USE	CJ2 . . . . .	CEDNEW
CH4M1 . . . . .	CHSOWR1	CH46 . . . . .	CCDBGHT	CJ3A . . . . .	CEDNEW1
CH4M2 . . . . .	CHSOWR2	CH47A . . . . .	CCD1NEW	CJ3B . . . . .	CEDNEW2
CH5 . . . . .	CHSVAL	CH47B . . . . .	CCD2NEW	CJ3C . . . . .	CEDNEW3
CH6 . . . . .	CMGHAVE	CH47C . . . . .	CCD3NEW	CJ3D . . . . .	CEDNEW4
CH7 . . . . .	CHSOWRP	CH47D . . . . .	CCD4NEW	CJ4A . . . . .	CEDNEWQ
CH8 . . . . .	CMGYNOT	CH47E . . . . .	CCD5NEW	CJ4B . . . . .	CEDNEW1P
CH9 . . . . .	CHSCOST	CH47F . . . . .	CCD6NEW	CJ4B . . . . .	CEDNEW2P
CH10 . . . . .	CHSYR0	CH47G . . . . .	CCD7NEW	CJ8 . . . . .	CCJSBGD



CJ8M . . . . .	CCJSBGM	CM2 . . . . .	CHLZEST	CM22G . . . . .	CHLSVGN
CJ8Y . . . . .	CCJSBGY	CM3 . . . . .	CHLDSBL	CM22H . . . . .	CHLSVHN
CJ9 . . . . .	CNEMST	CM4A . . . . .	CHLPRBA	CM22I . . . . .	CHLSVIN
CJ10D . . . . .	CCJSBGD	CM4B . . . . .	CHLPRBB	CM22J1 . . . . .	CHLSVJN
CJ11 . . . . .	CCJSBLY	CM4C . . . . .	CHLPRBC	CM22J2 . . . . .	CHLSVKN
CJ12 . . . . .	CJHSTAT	CM4D . . . . .	CHLPRBD	CM23A . . . . .	CHLSVAF
CJ13D . . . . .	CJHBGD	CM4E . . . . .	CHLPRBE	CM23B . . . . .	CHLSVBF
CJ13M . . . . .	CJHBGM	CM4F . . . . .	CHLPRBF	CM23C . . . . .	CHLSVCF
CJ13Y . . . . .	CJHBGY	CM4G . . . . .	CHLPRBG	CM23D . . . . .	CHLSVDF
CJ15 . . . . .	CNJBS	CM4H . . . . .	CHLPRBH	CM23E . . . . .	CHLSVEF
CJ17 . . . . .	CJHSOC	CM4I . . . . .	CHLPRBI	CM23F . . . . .	CHLSVFF
CJ19 . . . . .	CJHSEMP	CM4J . . . . .	CHLPRBJ	CM23G . . . . .	CHLSVGF
CJ20 . . . . .	CJHBOSS	CM4K . . . . .	CHLPRBK	CM23H . . . . .	CHLSVHF
CJ21 . . . . .	CJHSECT	CM4L . . . . .	CHLPRBL	CM23I . . . . .	CHLSVIF
CJ22 . . . . .	CJHMNGR	CM4M . . . . .	CHLPRBM	CM23J1 . . . . .	CHLSVJF
CJ24 . . . . .	CJHPLDF	CM4M0 . . . . .	CHLPRB	CM23J2 . . . . .	CHLSVKF
CJ25 . . . . .	CJHSIC	CM5 . . . . .	CHLLT	CM24 . . . . .	CHLCK
CJ26 . . . . .	CJHSIZE	CM6A . . . . .	CHLLTA	CM25A . . . . .	CHLCKA
CJ27 . . . . .	CJHPAYL	CM6B . . . . .	CHLLTB	CM25B . . . . .	CHLCKB
CJ28OC . . . . .	CJHPYLW	CM6C . . . . .	CHLLTC	CM25C . . . . .	CHLCKC
CJ29 . . . . .	CJHPYLG	CM6D . . . . .	CHLLTD	CM25D . . . . .	CHLCKD
CJ30 . . . . .	CJHSTPY	CM6E . . . . .	CHLLTE	CM25E . . . . .	CHLCKE
CJ31 . . . . .	CJBLKY	CM7 . . . . .	CHLLTW	CM25F . . . . .	CHLCKF
CJ34 . . . . .	CJBHAD	CM8 . . . . .	CHLENDW	CM25G . . . . .	CHLCKG
CJ35 . . . . .	CJLEND	CM9 . . . . .	CHLLTWA	CM25H . . . . .	CHLCKH
CJ36 . . . . .	CJLSOC	CM10 . . . . .	CHL2GP	CM26A . . . . .	CHLCKAN
CJ37 . . . . .	CJLSIC	CM11 . . . . .	CXDTS	CM26B . . . . .	CHLCKBN
CJ38 . . . . .	CJLSEMP	CM12 . . . . .	CNXDTS	CM26C . . . . .	CHLCKCN
CJ39 . . . . .	CJLBOSS	CM13AY . . . . .	CXDT1Y	CM26D . . . . .	CHLCKDN
CJ40 . . . . .	CJLMNGR	CM13BY . . . . .	CXDT2Y	CM26E . . . . .	CHLCKEN
CJ41 . . . . .	CJLSIZE	CM13CY . . . . .	CXDT3Y	CM26F . . . . .	CHLCKFN
CJ42A . . . . .	CIVJA	CM13MAM . . . . .	CXDT1M	CM26G . . . . .	CHLCKGN
CJ42B . . . . .	CIVJB	CM13MBM . . . . .	CXDT2M	CM26H . . . . .	CHLCKHN
CJ42C . . . . .	CIVJC	CM13MCM . . . . .	CXDT3M	CM27 . . . . .	CSMOKER
CJ42D . . . . .	CIVJD	CM14M1 . . . . .	CXDT1PL	CM28 . . . . .	CNCIGS
CJ42E . . . . .	CIVJE	CM14M2 . . . . .	CXDT2PL	CM29A . . . . .	COPHLA
CL1H . . . . .	CLJBH	CM14M3 . . . . .	CXDT3PL	CM29B . . . . .	COPHLB
CL1M . . . . .	CLJBM	CM15 . . . . .	CHOSP	CM29C . . . . .	COPHLC
CL3 . . . . .	CLJHAD	CM16 . . . . .	CHOSPD	CM31 . . . . .	CAIDHH
CL4 . . . . .	CLJESFV	CM18 . . . . .	CHOSPCH	CM32P1 . . . . .	CAIDHUA
CL5 . . . . .	CLJESFN	CM19 . . . . .	CHOSPNHS	CM32P2 . . . . .	CAIDHUB
CL6 . . . . .	CLJSEMP	CM20 . . . . .	CHLSV	CM32P3 . . . . .	CAIDHUC
CL7M . . . . .	CLJBGGM	CM21A . . . . .	CHLSVA	CM33 . . . . .	CAIDXHH
CL7Y . . . . .	CLJBGY	CM21B . . . . .	CHLSVB	CM34 . . . . .	CNAIDXHH
CL8OC1 . . . . .	CLJSOC	CM21C . . . . .	CHLSVC	CM35 . . . . .	CAIDHU1
CL8OC2 . . . . .	CLJSIC	CM21D . . . . .	CHLSVD	CM35 . . . . .	CAIDHU2
CL9 . . . . .	CLJMNGR	CM21E . . . . .	CHLSVE	CM37 . . . . .	CAIDHRS
CL10 . . . . .	CLJTERM	CM21F . . . . .	CHLSVF	CM38A . . . . .	CIVMA
CL11M . . . . .	CLJLFTM	CM21G . . . . .	CHLSVG	CM38B . . . . .	CIVMB
CL11Y . . . . .	CLJLFTY	CM21H . . . . .	CHLSVH	CM38C . . . . .	CIVMC
CL12 . . . . .	CLJYLFT	CM21I . . . . .	CHLSVI	CM38D . . . . .	CIVMD
CL13 . . . . .	CLJOTHJ	CM21J1 . . . . .	CHLSVJ	CM38E . . . . .	CIVME
CL14D . . . . .	CJCEBGD	CM21J2 . . . . .	CHLSVK	CP2B . . . . .	CPRRS2I
CL14M . . . . .	CJCEBGM	CM22A . . . . .	CHLSVAN	CP2C . . . . .	CPRIPN
CL14Y . . . . .	CJCEBGY	CM22B . . . . .	CHLSVBN	CP2D . . . . .	CPRWHY
CL15 . . . . .	CJCESOC	CM22C . . . . .	CHLSVCN	CP3 . . . . .	CPPLEVR
CL16 . . . . .	CJCESEMP	CM22D . . . . .	CHLSVDN	CP10M . . . . .	CPRESBGM
CL17 . . . . .	CJCEMNGR	CM22E . . . . .	CHLSVEN	CP10Y . . . . .	CPRESBGY
CM1 . . . . .	CHLSTAT	CM22F . . . . .	CHLSVFN	CP11 . . . . .	CPRESLY

CP12 . . . . .	CEDLYR	CV2 . . . . .	CVOTE1	DD0C . . . . .	DIVIEVR
CP23 . . . . .	CPRFEHQ	CV3 . . . . .	CVOTE2	DD0D . . . . .	DRACH12
CP25 . . . . .	CPRSEHQ	CV4 . . . . .	CVOTE3	DD1H . . . . .	DIVSOIH
CP51 . . . . .	CPRJBFT	CV5 . . . . .	CVOTE4	DD1M . . . . .	DIVSOIM
CP52M . . . . .	CPRJBBGM	CV6 . . . . .	CVOTE5	DD2 . . . . .	DLKNBRD
CP52Y . . . . .	CPRJBBGY	CV7 . . . . .	CVOTE6	DD3 . . . . .	DLKMOVE
CP53 . . . . .	CPRJBLY	CV8 . . . . .	COPPOL1	DD4 . . . . .	DLKMOVY
CP54 . . . . .	CPREARN	CV9 . . . . .	COPPOL2	DD5 . . . . .	DPLNEW
CP63A . . . . .	CPRF101	CV10 . . . . .	COPPOL3	DD6M . . . . .	DPLNOWM
CP63B . . . . .	CPRF102	CV11 . . . . .	COPPOL4	DD6Y . . . . .	DPLNOWY
CP63C . . . . .	CPRF116	CV12 . . . . .	COPCHD1	DD7 . . . . .	DMOVJB
CP63D . . . . .	CPRF131	CV13 . . . . .	COPCHD2	DD8A . . . . .	DMOVJBA
CP63E . . . . .	CPRF134	CV14 . . . . .	COPCHD3	DD8B . . . . .	DMOVJBB
CP63F . . . . .	CPRF135	CV15 . . . . .	COPCHD4	DD8C . . . . .	DMOVJBC
CP63G . . . . .	CPRF137	CV16 . . . . .	CORGM	DD8D . . . . .	DMOVJBD
CP63H . . . . .	CPRF139	CV17A . . . . .	CORGMA	DD8E . . . . .	DMOVJBE
CP63I . . . . .	CPRF141	CV17B . . . . .	CORGMB	DD8F . . . . .	DMOVJBF
CP63NONE . . . . .	CPRFIRN	CV17C . . . . .	CORGMC	DD8G . . . . .	DMOVJBG
CP64 . . . . .	CPRFITB	CV17D . . . . .	CORGMD	DD8H . . . . .	DMOVJBH
CPI1A . . . . .	CIVPA	CV17E . . . . .	CORGME	DD8I . . . . .	DMOVJBI
CPI1B . . . . .	CIVPB	CV17F . . . . .	CORGMF	DD9M1 . . . . .	DMOVY1
CPI1C . . . . .	CIVPC	CV17G . . . . .	CORGMG	DD9M2 . . . . .	DMOVY2
CPI1D . . . . .	CIVPD	CV17H . . . . .	CORGMH	DD10M . . . . .	DDOBM
CPI1E . . . . .	CIVPE	CV17I . . . . .	CORGMI	DD10Y . . . . .	DDOBY
CS1A . . . . .	CGHQA	CV17J . . . . .	CORGMJ	DD11 . . . . .	DSEX
CS1B . . . . .	CGHQB	CV17K . . . . .	CORGMK	DD11 . . . . .	DSEX
CS1C . . . . .	CGHQC	CV17L . . . . .	CORGML	DD13 . . . . .	DJBSTAT
CS1D . . . . .	CGHQD	CV17M . . . . .	CORGMM	DD14 . . . . .	DEDLYR
CS1E . . . . .	CGHQE	CV17O . . . . .	CORGMO	DD15M . . . . .	DEDENDM
CS1F . . . . .	CGHQF	CV17P . . . . .	CORGMP	DD15Y . . . . .	DEDENDY
CS1G . . . . .	CGHQG	CV17Q . . . . .	CORGMQ	DD16 . . . . .	DEDTYPE
CS1H . . . . .	CGHQH	CV18A . . . . .	CORGAA	DD17 . . . . .	DQFX
CS1I . . . . .	CGHQI	CV18B . . . . .	CORGAB	DD18A . . . . .	DQFXA
CS1J . . . . .	CGHQJ	CV18C . . . . .	CORGAC	DD18B . . . . .	DQFXB
CS1K . . . . .	CGHQK	CV18D . . . . .	CORGAD	DD18C . . . . .	DQFXC
CS1L . . . . .	CGHQL	CV18E . . . . .	CORGAE	DD18D . . . . .	DQFXD
CS2A . . . . .	COPFAMA	CV18F . . . . .	CORGAF	DD18E . . . . .	DQFXE
CS2B . . . . .	COPFAMB	CV18G . . . . .	CORGAG	DD18F . . . . .	DQFXF
CS2C . . . . .	COPFAMC	CV18H . . . . .	CORGAH	DD18G . . . . .	DQFXG
CS2D . . . . .	COPFAMD	CV18I . . . . .	CORGAI	DD18H . . . . .	DQFXH
CS2E . . . . .	COPFAME	CV18J . . . . .	CORGAJ	DD18I . . . . .	DQFXI
CS2F . . . . .	COPFAMF	CV18K . . . . .	CORGAK	DD18J . . . . .	DQFXJ
CS2G . . . . .	COPFAMG	CV18L . . . . .	CORGAL	DD18K . . . . .	DQFXK
CS2H . . . . .	COPFAMH	CV18M . . . . .	CORGAM	DD18L . . . . .	DQFXL
CS2I . . . . .	COPFAMI	CV18N . . . . .	CORGA	DD18M . . . . .	DQFXM
CS3A . . . . .	CSSUPA	CV18O . . . . .	CORGAO	DD18N . . . . .	DQFXN
CS3B . . . . .	CSSUPB	CV18P . . . . .	CORGAP	DD19 . . . . .	DQFEDX
CS3C . . . . .	CSSUPC	CV18Q . . . . .	CORGAQ	DD20A . . . . .	DQFEDXA
CS3D . . . . .	CSSUPD	CV19 . . . . .	COPRLG2	DD20B . . . . .	DQFEDXB
CS3E . . . . .	CSSUPE	CV20 . . . . .	CCARUSE	DD20C . . . . .	DQFEDXC
CS4A . . . . .	CSSUP1	CV21A . . . . .	CIVVA	DD20D . . . . .	DQFEDXD
CS4B . . . . .	CSSUPR2R	CV21B . . . . .	CIVVB	DD20E . . . . .	DQFEDXE
CT2B . . . . .	CTELWHY	CV21C . . . . .	CIVVC	DD20F . . . . .	DQFEDXF
CV1A . . . . .	COPSOCA	CV21D . . . . .	CIVVD	DD20G . . . . .	DQFEDXG
CV1B . . . . .	COPSOCB	CV21E . . . . .	CIVVE	DD20H . . . . .	DQFEDXH
CV1C . . . . .	COPSOCC	DD0AD . . . . .	DDOID	DD20I . . . . .	DQFEDXI
CV1D . . . . .	COPSOCD	DD0AM . . . . .	DDOIM	DD20J . . . . .	DQFEDXJ
CV1E . . . . .	COPSOCE	DD0AY . . . . .	DDOY	DD20K . . . . .	DQFEDXK
CV1F . . . . .	COPSOCF	DD0B . . . . .	DIVLYR	DD21A . . . . .	DNQFEXA

DD21B . . . . .	DNQFEXB	DD39A . . . . .	DNQFEDA	DE30F . . . . .	DPAYDF6
DD21C . . . . .	DNQFEXC	DD39B . . . . .	DNQFEDB	DE30G . . . . .	DPAYDF7
DD21E . . . . .	DNQFEXE	DD39C . . . . .	DNQFEDC	DE30H . . . . .	DPAYDF8
DD21F . . . . .	DNQFEXF	DD39D . . . . .	DNQFEDD	DE32D . . . . .	DJBBGD
DD21G . . . . .	DNQFEXG	DD39E . . . . .	DNQFEDE	DE32M . . . . .	DJBBGM
DD21H . . . . .	DNQFEXH	DD39F . . . . .	DNQFEDF	DE32Y . . . . .	DJBBGY
DD21I . . . . .	DNQFEXI	DD39G . . . . .	DNQFEDG	DE33 . . . . .	DJBBGLY
DD21J . . . . .	DNQFEXJ	DD39H . . . . .	DNQFEDH	DE34 . . . . .	DJBONUS
DD21K . . . . .	DNQFEXK	DD39I . . . . .	DNQFEDI	DE35 . . . . .	DJBRISE
DD22 . . . . .	DMLSTAT	DD39J . . . . .	DNQFEDJ	DE36 . . . . .	DTUJBPL
DD23 . . . . .	DMLCHNG	DD39K . . . . .	DNQFEDK	DE37 . . . . .	DTUIN1
DD24M . . . . .	DMLCHM	DD39L . . . . .	DNQFEDL	DE38 . . . . .	DTUIN2
DD24Y . . . . .	DMLCHY	DD39M . . . . .	DNQFEDM	DE39 . . . . .	DJBOPPS
DD25DST . . . . .	DPLBORND	DD39N . . . . .	DNQFEDN	DE40 . . . . .	DJBTIME
DD25OS . . . . .	DPLBORNC	DD39O . . . . .	DNQFEDO	DE41 . . . . .	DPAYS
DD26 . . . . .	DYR2UK	DD39P . . . . .	DNQFEDP	DE42OC . . . . .	DPAYSW
DD28 . . . . .	DRACE	DD39Q . . . . .	DNQFEDQ	DE43 . . . . .	DPAYSG
DD30 . . . . .	DSCEND	DD39R . . . . .	DNQFEDR	DE44 . . . . .	DJBPEN
DD30NA . . . . .	DSCHOOL	DD39S . . . . .	DNQFEDS	DE45 . . . . .	DJBPENM
DD31 . . . . .	DSCTYPE	DE1 . . . . .	DJBHAS	DE57 . . . . .	DPAYLY
DD32 . . . . .	DSCNOW	DE2 . . . . .	DJBOFF	DE58OC . . . . .	DPAYLYW
DD33 . . . . .	DFETYPE	DE3 . . . . .	DJBOFFY	DE59 . . . . .	DPAYLYG
DD34 . . . . .	DFEEND	DE4 . . . . .	DJBTERM	DE63 . . . . .	DJSBOSS
DD34NA . . . . .	DFENOW	DE5 . . . . .	DJBSOC	DE64 . . . . .	DJSSIZE
DD35 . . . . .	DQFHAS	DE6 . . . . .	DJBSIC	DE65 . . . . .	DJSHRS
DD36A . . . . .	DQFA	DE6 . . . . .	DJBSIC92	DE66 . . . . .	DJSHRLK
DD36B . . . . .	DQFB	DE7 . . . . .	DJBSEMP	DE67 . . . . .	DJSTIME
DD36C . . . . .	DQFC	DE8 . . . . .	DJBMNGR	DE68 . . . . .	DJSTYPE
DD36D . . . . .	DQFD	DE9 . . . . .	DJBSECT	DE69 . . . . .	DJSACCS
DD36E . . . . .	DQFE	DE10 . . . . .	DJBSIZE	DE70 . . . . .	DJSPRF
DD36F . . . . .	DQFF	DE11 . . . . .	DJBHRS	DE71BM . . . . .	DJSPRBM
DD36G . . . . .	DQFG	DE12 . . . . .	DJBOT	DE71BY . . . . .	DJSRBY
DD36H . . . . .	DQFH	DE13 . . . . .	DJBOTPD	DE71EM . . . . .	DJSPREM
DD36I . . . . .	DQFI	DE14 . . . . .	DJBHRLK	DE71EY . . . . .	DJSPREY
DD36J . . . . .	DQFJ	DE15 . . . . .	DJBPL	DE72 . . . . .	DJSPAYL
DD36K . . . . .	DQFK	DE16 . . . . .	DJBTTWT	DE73BM . . . . .	DJSPYBM
DD36L . . . . .	DQFL	DE17 . . . . .	DJBTTWM	DE73BY . . . . .	DJSPYBY
DD36M . . . . .	DQFM	DE18A . . . . .	DJBSAT1	DE73EM . . . . .	DJSPYEM
DD36N . . . . .	DQFN	DE18B . . . . .	DJBSAT2	DE73EY . . . . .	DJSPYEY
DD37 . . . . .	DQFED	DE18C . . . . .	DJBSAT3	DE74 . . . . .	DJSPL
DD38A . . . . .	DQFEDA	DE18D . . . . .	DJBSAT4	DE75 . . . . .	DJSTTWT
DD38B . . . . .	DQFEDB	DE18E . . . . .	DJBSAT5	DE76 . . . . .	DJSTTWM
DD38C . . . . .	DQFEDC	DE18F . . . . .	DJBSAT6	DE77A . . . . .	DJSSAT1
DD38D . . . . .	DQFEDD	DE18G . . . . .	DJBSAT7	DE77B . . . . .	DJSSAT2
DD38E . . . . .	DQFEDE	DE19 . . . . .	DJBSAT	DE77C . . . . .	DJSSAT3
DD38F . . . . .	DQFEDF	DE20 . . . . .	DPAYGL	DE77D . . . . .	DJSSAT4
DD38G . . . . .	DQFEDG	DE21OC . . . . .	DPAYGW	DE77E . . . . .	DJSSAT5
DD38H . . . . .	DQFEDH	DE22 . . . . .	DPAYNL	DE78 . . . . .	DJSSAT
DD38I . . . . .	DQFEDI	DE23OC . . . . .	DPAYNW	DE79D . . . . .	DJSBGD
DD38J . . . . .	DQFEDJ	DE24 . . . . .	DPAYSLP	DE79M . . . . .	DJSBGM
DD38K . . . . .	DQFEDK	DE26 . . . . .	DPAYUSL	DE79Y . . . . .	DJSBGY
DD38L . . . . .	DQFEDL	DE27 . . . . .	DPAYU	DE80 . . . . .	DJBED
DD38M . . . . .	DQFEDM	DE28OC . . . . .	DPAYUW	DE81A . . . . .	DJBED1
DD38N . . . . .	DQFEDN	DE29 . . . . .	DPAYUG	DE81B . . . . .	DJBED2
DD38O . . . . .	DQFEDO	DE30A . . . . .	DPAYDF1	DE81C . . . . .	DJBED3
DD38P . . . . .	DQFEDP	DE30B . . . . .	DPAYDF2	DE81D . . . . .	DJBED4
DD38Q . . . . .	DQFEDQ	DE30C . . . . .	DPAYDF3	DE81E . . . . .	DJBED5
DD38R . . . . .	DQFEDR	DE30D . . . . .	DPAYDF4	DE82A . . . . .	DJBEDQ
DD38S . . . . .	DQFEDS	DE30E . . . . .	DPAYDF5	DE82B . . . . .	DJBEDP1

DE84M1 . . . . .	DJBCHC1	DEG12Y . . . . .	DNEYRJN	DF26A2 . . . . .	DFTHH2
DE84M2 . . . . .	DJBCHC2	DEG12Y . . . . .	DNEYRJN	DF26A3 . . . . .	DFTHH3
DE84M3 . . . . .	DJBCHC3	DEG12Y . . . . .	DNEYRJN	DF26B1 . . . . .	DFTHH11
DE86 . . . . .	DXPCHCF	DEG13 . . . . .	DLVLOC	DF26B12 . . . . .	DFTHH21
DE87 . . . . .	DXPCHC	DEG14 . . . . .	DIVFIO	DF26B13 . . . . .	DFTHH31
DE88 . . . . .	DHUXPCH	DEG14 . . . . .	DIVFIO	DF26B2 . . . . .	DFTHH12
DE89 . . . . .	DHUNURS	DEG14 . . . . .	DIVFIO	DF26B22 . . . . .	DFTHH22
DE90 . . . . .	DJULK1	DEG15 . . . . .	DIVREF	DF26B23 . . . . .	DFTHH32
DE91 . . . . .	DJULK4	DEG16 . . . . .	DIVIREIS	DF26B3 . . . . .	DFTHH13
DE92 . . . . .	DJULKJB	DF2 . . . . .	DNFR	DF26B32 . . . . .	DFTHH23
DE93 . . . . .	DJUSPEC	DF2 . . . . .	DNF1	DF26B33 . . . . .	DFTHH33
DE94 . . . . .	DJUSOC	DF3A . . . . .	DFICODE	DF26B4 . . . . .	DFTHH14
DE95 . . . . .	DJUHRXS	DF3B01 . . . . .	DFR01	DF26B42 . . . . .	DFTHH24
DE96 . . . . .	DJUPAYX	DF3B02 . . . . .	DFR02	DF26B43 . . . . .	DFTHH34
DE97 . . . . .	DJUPAYL	DF3B03 . . . . .	DFR03	DF26B5 . . . . .	DFTHH15
DE98 . . . . .	DJUHRSL	DF3B04 . . . . .	DFR04	DF26B52 . . . . .	DFTHH25
DE99 . . . . .	DEAAGE	DF3B05 . . . . .	DFR05	DF26B53 . . . . .	DFTHH35
DE100A . . . . .	DJBHHA	DF3B06 . . . . .	DFR06	DF26B6 . . . . .	DFTHH16
DE100B . . . . .	DJBHHB	DF3B07 . . . . .	DFR07	DF26B62 . . . . .	DFTHH26
DE100C . . . . .	DJBHHC	DF3B08 . . . . .	DFR08	DF26B63 . . . . .	DFTHH36
DE100D . . . . .	DJBHHD	DF3B09 . . . . .	DFR09	DF26C . . . . .	DFTHH1V
DE100E . . . . .	DJBHHE	DF3B10 . . . . .	DFR10	DF26C2 . . . . .	DFTHH2V
DE100F . . . . .	DJBHHF	DF3B11 . . . . .	DFR11	DF26C3 . . . . .	DFTHH3V
DE101 . . . . .	DJBUB	DF3B12 . . . . .	DFR12	DF26DOC . . . . .	DFTHH1W
DE102 . . . . .	DJBUBY	DF3B13 . . . . .	DFR13	DF26DOC2 . . . . .	DFTHH2W
DE103 . . . . .	DJ2HAS	DF3B14 . . . . .	DFR14	DF26DOC3 . . . . .	DFTHH3W
DE104 . . . . .	DJ2SOC	DF3B15 . . . . .	DFR15	DF27 . . . . .	DFTEXHH
DE105 . . . . .	DJ2SEMP	DF3B16 . . . . .	DFR16	DF28A1 . . . . .	DFTEXA
DE106 . . . . .	DJ2HRS	DF3B17 . . . . .	DFR17	DF28A2 . . . . .	DFTEXB
DE107 . . . . .	DJ2PAY	DF3BAL . . . . .	DFRALL	DF28A3 . . . . .	DFTEXC
DE108A . . . . .	DIVEA	DF3C . . . . .	DFRNOW	DF28B11 . . . . .	DFTEXA1
DE108B . . . . .	DIVEB	DF3D . . . . .	DFRVAL	DF28B12 . . . . .	DFTEXB1
DE108C . . . . .	DIVEC	DF3EOC . . . . .	DFRW	DF28B13 . . . . .	DFTEXC1
DE108D . . . . .	DIVED	DF3F . . . . .	DFRJT	DF28B21 . . . . .	DFTEXA2
DE108E . . . . .	DIVEE	DF3FPN . . . . .	DFRJTPN	DF28B22 . . . . .	DFTEXB2
DEG3 . . . . .	PID	DF3SEQ . . . . .	DFISEQ	DF28B23 . . . . .	DFTEXC2
DEG3 . . . . .	PID	DF4 . . . . .	DFISIT	DF28B31 . . . . .	DFTEXA3
DEG4 . . . . .	DHGSEX	DF5 . . . . .	DFISITC	DF28B32 . . . . .	DFTEXB3
DEG4M . . . . .	DHGGBM	DF6 . . . . .	DFISITY	DF28B33 . . . . .	DFTEXC3
DEG4Y . . . . .	DHGBY	DF7 . . . . .	DFISITX	DF28B41 . . . . .	DFTEXA4
DEG6 . . . . .	DIVIOW3	DF8 . . . . .	DOPXPSV	DF28B42 . . . . .	DFTEXB4
DEG6 . . . . .	DIVIOW3	DF9 . . . . .	DOPXPCR	DF28B43 . . . . .	DFTEXC4
DEG6 . . . . .	DIVIOW3	DF10 . . . . .	DFIYRDI	DF28B51 . . . . .	DFTEXA5
DEG7 . . . . .	DIVIEVR	DF11 . . . . .	DFIYRDIU	DF28B52 . . . . .	DFTEXB5
DEG7 . . . . .	DIVIEVR	DF12 . . . . .	DSAVE	DF28B53 . . . . .	DFTEXC5
DEG7 . . . . .	DIVIEVR	DF13 . . . . .	DSAVED	DF28B61 . . . . .	DFTEXA6
DEG8 . . . . .	DIVELIG	DF14 . . . . .	DSAVEY1	DF28B62 . . . . .	DFTEXB6
DEG9 . . . . .	DHHMEM	DF14 . . . . .	DSAVEY2	DF28B63 . . . . .	DFTEXC6
DEG9 . . . . .	DHHMEM	DF15 . . . . .	DPPPEN	DF28C1 . . . . .	DFTEXAV
DEG9 . . . . .	DHHMEM	DF16 . . . . .	DPENB4	DF28C2 . . . . .	DFTEXBV
DEG10 . . . . .	DNEWHY	DF17 . . . . .	DPENB4YR	DF28C3 . . . . .	DFTEXCV
DEG10 . . . . .	DNEWHY	DF18 . . . . .	DPENB4V	DF28DOC1 . . . . .	DFTEXAW
DEG10 . . . . .	DNEWHY	DF19OC . . . . .	DPENB4W	DF28DOC2 . . . . .	DFTEXBW
DEG11 . . . . .	DLVWHY	DF20 . . . . .	DPENYR	DF28DOC3 . . . . .	DFTEXCW
DEG12M . . . . .	DNEMNJJN	DF21 . . . . .	DPENADD	DF29 . . . . .	DSPINHH
DEG12M . . . . .	DNEMNJJN	DF22 . . . . .	DPENADV	DF30 . . . . .	DHURUNS
DEG12M . . . . .	DNEMNJJN	DF23OC . . . . .	DPENADW	DF31 . . . . .	DHUBOSS
DEG12M . . . . .	DLVMN	DF25 . . . . .	DFTHH	DF32A . . . . .	DHUBUYS
DEG12Y . . . . .	DLVYR	DF26A1 . . . . .	DFTHH1	DF32B . . . . .	DHUFRRYS

DF32C . . . . .	DHUMOPS	DH0C . . . . .	DHSTYPE	DH45F . . . . .	DCD6USE
DF32D . . . . .	DHUIRON	DH2 . . . . .	DHSROOM	DH45G . . . . .	DCD7USE
DF33 . . . . .	DHHCH12	DH3 . . . . .	DHSOWND	DH45H . . . . .	DCD8USE
DF34 . . . . .	DHUSITS	DH5 . . . . .	DHSVAL	DH45I . . . . .	DCD9USE
DF35 . . . . .	DHOWLNG	DH6 . . . . .	DMGHAVE	DH46 . . . . .	DCDBGHT
DF36 . . . . .	DEVENT2S	DH7 . . . . .	DHSOWRP	DH47A . . . . .	DCD1NEW
DF36 . . . . .	DEVENT1S	DH8 . . . . .	DMGYNOT	DH47B . . . . .	DCD2NEW
DF36 . . . . .	DEVENT1	DH9 . . . . .	DHSCOST	DH47C . . . . .	DCD3NEW
DF36 . . . . .	DEVENT2	DH10 . . . . .	DHSYR0	DH47D . . . . .	DCD4NEW
DF36 . . . . .	DEVENT4S	DH12 . . . . .	DMGYR0	DH47E . . . . .	DCD5NEW
DF36 . . . . .	DEVENT4	DH13 . . . . .	DMGLY	DH47F . . . . .	DCD6NEW
DF36 . . . . .	DEVENT3S	DH14 . . . . .	DHSIVW3	DH47G . . . . .	DCD7NEW
DF36 . . . . .	DEVENT3	DH17 . . . . .	DMGOLD	DH47H . . . . .	DCD8NEW
DF37A . . . . .	DIVFA	DH18 . . . . .	DMGLIFE	DH47I . . . . .	DCD9NEW
DF37B . . . . .	DIVFB	DH19 . . . . .	DMGTYPE	DH48 . . . . .	DCDNUXP
DF37C . . . . .	DIVFC	DH1B . . . . .	DHSRINS	DH49 . . . . .	DHSIP
DF37D . . . . .	DIVFD	DH20 . . . . .	DMGXTRA	DH50 . . . . .	DHSIPXP
DF37E . . . . .	DIVFE	DH21 . . . . .	DMGNEW	DH51 . . . . .	DHEATCH
DF38H . . . . .	DIVFOIH	DH4M1 . . . . .	DHSOWR1	DH52 . . . . .	DHEATYP
DF38M . . . . .	DIVFOIM	DH4M2 . . . . .	DHSOWR2	DH53 . . . . .	DXPOILY
DF39 . . . . .	DIVSC	DH22A . . . . .	DMGXTY1	DH54 . . . . .	DGASUSE
DF101 . . . . .	DF101	DH22B . . . . .	DMGXTY2	DH55 . . . . .	DGASWAY
DF102 . . . . .	DF102	DH22C . . . . .	DMGXTY3	DH56 . . . . .	DXPGASL
DF103 . . . . .	DF103	DH22D . . . . .	DMGXTY4	DH57 . . . . .	DXPGASW
DF104 . . . . .	DF104	DH22E . . . . .	DMGXTY5	DH58 . . . . .	DXPGASLW
DF105 . . . . .	DF105	DH23 . . . . .	DXPMG	DH59 . . . . .	DLECWAY
DF106 . . . . .	DF106	DH24A . . . . .	DXPMG1	DH60 . . . . .	DXPLECL
DF116 . . . . .	DF116	DH24B . . . . .	DXPMG2	DH61 . . . . .	DXPLECW
DF117 . . . . .	DF117	DH24C . . . . .	DXPMG3	DH62 . . . . .	DXPLECLW
DF118 . . . . .	DF118	DH24D . . . . .	DXPMG4	DH63 . . . . .	DXPFOOD
DF119 . . . . .	DF119	DH25 . . . . .	DHSJB	DH64 . . . . .	DNCARS
DF120 . . . . .	DF120	DH26M1 . . . . .	DRENTP1	DH65 . . . . .	DCAROWN
DF121 . . . . .	DF121	DH26M2 . . . . .	DRENTP2	DH66 . . . . .	DCARVAL
DF122 . . . . .	DF122	DH27 . . . . .	DRENTLL	DH67M1 . . . . .	DIVH1
DF123 . . . . .	DF123	DH28 . . . . .	DRENTF	DH67M2 . . . . .	DIVH2
DF124 . . . . .	DF124	DH30 . . . . .	DRENT	DH67M3 . . . . .	DIVH3
DF131 . . . . .	DF131	DH31 . . . . .	DRENTW	DHG2 . . . . .	DHGR2R
DF132 . . . . .	DF132	DH32A . . . . .	DRENT1	DHG2 . . . . .	DHGR2R
DF133 . . . . .	DF133	DH32B . . . . .	DRENT2	DHG3 . . . . .	DHGSEX
DF134 . . . . .	DF134	DH32C . . . . .	DRENT3	DHG3 . . . . .	DHGSEX
DF135 . . . . .	DF135	DH32D . . . . .	DRENT4	DHG4M . . . . .	DHGBM
DF136 . . . . .	DF136	DH32E . . . . .	DRENT5	DHG4Y . . . . .	DHGBY
DF137 . . . . .	DF137	DH32F . . . . .	DRENT6	DHG8 . . . . .	DMASTAT
DF138 . . . . .	DF138	DH33 . . . . .	DRENTHB	DHG8 . . . . .	DMASTAT
DF139 . . . . .	DF139	DH34 . . . . .	DRENTG	DHG9 . . . . .	DHGSPN
DF140 . . . . .	DF140	DH36 . . . . .	DRENTGW	DHG9 . . . . .	DHGSPN
DF141 . . . . .	DF141	DH37 . . . . .	DXPHSDF	DHG10 . . . . .	DHGEMP
DF151 . . . . .	DF151	DH38A . . . . .	DXPHSD1	DHG10 . . . . .	DHGEMP
DF152 . . . . .	DF152	DH38B . . . . .	DXPHSD2	DHG11 . . . . .	DHGFNO
DF153 . . . . .	DF153	DH39 . . . . .	DXPHSDB	DHG11 . . . . .	DHGFNO
DF154 . . . . .	DF154	DH40 . . . . .	DHS2OWND	DHG12 . . . . .	DHGMNO
DF155 . . . . .	DF155	DH41 . . . . .	DHS2VAL	DHG12 . . . . .	DHGMNO
DF156 . . . . .	DF156	DH43 . . . . .	DMGTOT	DHG13 . . . . .	DHGRA
DF157 . . . . .	DF157	DH44 . . . . .	DCDHAVE	DHG13 . . . . .	DHGRA
DF158 . . . . .	DF158	DH45A . . . . .	DCD1USE	DI1 . . . . .	DIV1
DF159 . . . . .	DF159	DH45B . . . . .	DCD2USE	DI2 . . . . .	DIV2
DH0AD . . . . .	DHHDOI	DH45C . . . . .	DCD3USE	DI4 . . . . .	DIV4
DH0AM . . . . .	DHHMOI	DH45D . . . . .	DCD4USE	DI5 . . . . .	DIV5
DH0AY . . . . .	DHHYOI	DH45E . . . . .	DCD5USE	DI6A . . . . .	DIV6A

DI6B	DIV6B	DM4D	DHLPRBD	DM23A	DHLSVAF
DI6C	DIV6C	DM4E	DHLPRBE	DM23B	DHLSVBF
DI6D	DIV6D	DM4F	DHLPRBF	DM23C	DHLSVCF
DI6E	DIV6E	DM4G	DHLPRBG	DM23D	DHLSVDF
DI6F	DIV6F	DM4H	DHLPRBH	DM23E	DHLSVEF
DI7	DIV7	DM4I	DHLPRBI	DM23F	DHLSVFF
DJ2	DEDNEW	DM4J	DHLPRBJ	DM23G	DHLSVGF
DJ3A	DEDNEW1	DM4K	DHLPRBK	DM23H	DHLSVHF
DJ3B	DEDNEW2	DM4L	DHLPRBL	DM23I	DHLSVIF
DJ3C	DEDNEW3	DM4M	DHLPRBM	DM23J1	DHLSVJF
DJ3D	DEDNEW4	DM4M0	DHLPRB	DM23J2	DHLSVKF
DJ4A	DEDNEWQ	DM5	DHLLT	DM24	DHLCK
DJ4B	DEDNEWP1	DM6A	DHLLTA	DM25A	DHLCKA
DJ8	DCJSBGD	DM6B	DHLLTB	DM25B	DHLCKB
DJ8M	DCJSBGM	DM6C	DHLLTC	DM25C	DHLCKC
DJ8Y	DCJSBGY	DM6D	DHLLTD	DM25D	DHLCKD
DJ9	DNEMST	DM6E	DHLLTE	DM25E	DHLCKE
DJ10D	DCJSBGD	DM7	DHLLTW	DM25F	DHLCKF
DJ10M	DCJSBGM	DM8	DHLENDW	DM25G	DHLCKG
DJ10Y	DCJSBGY	DM9	DHLLTWA	DM25H	DHLCKH
DJ11	DCJSBLY	DM10	DHL2GP	DM26A	DHLCKAN
DJ12	DJHSTAT	DM11	DXDTS	DM26B	DHLCKBN
DJ13D	DJHBGD	DM12	DNXDTS	DM26C	DHLCKCN
DJ13M	DJHBGM	DM13AM	DXDT1M	DM26D	DHLCKDN
DJ13Y	DJHBGY	DM13AY	DXDT1Y	DM26E	DHLCKEN
DJ15	DNJBS	DM13BM	DXDT2M	DM26F	DHLCKFN
DJ17	DJHSOC	DM13BY	DXDT2Y	DM26G	DHLCKGN
DJ19	DJHSEMP	DM13CM	DXDT3M	DM26H	DHLCKHN
DJ20	DJHBOSS	DM13CY	DXDT3Y	DM27	DSMOKER
DJ21	DJHSECT	DM14M1	DXDT1PL	DM28	DNCIGS
DJ22	DJHMNGR	DM14M2	DXDT2PL	DM29A	DOPHLA
DJ24	DJHPLDF	DM14M3	DXDT3PL	DM29B	DOPHLB
DJ25	DJHSIC	DM15	DHOSP	DM29C	DOPHLC
DJ26	DJHSIZE	DM16	DHOSPD	DM31	DAIDHH
DJ27	DJHPAYL	DM18	DHOSPCH	DM32P1	DAIDHUA
DJ28OC	DJHPYLW	DM19	DHOSPNHS	DM32P2	DAIDHUB
DJ29	DJHPYLG	DM20	DHLSV	DM32P3	DAIDHUC
DJ30	DJHSTPY	DM21A	DHLSVA	DM33	DAIDXHH
DJ31	DJBLKY	DM21B	DHLSVB	DM34	DNAIDXHH
DJ34	DJBHAD	DM21C	DHLSVC	DM35	DAIDHU2
DJ35	DJLEND	DM21D	DHLSVD	DM35	DAIDHU1
DJ36	DJLSOC	DM21E	DHLSVE	DM37	DAIDHRS
DJ37	DJLSIC	DM21F	DHLSVF	DM38A	DIVMA
DJ38	DJLSEMP	DM21G	DHLSVG	DM38B	DIVMB
DJ39	DJLBOSS	DM21H	DHLSVH	DM38C	DIVMC
DJ40	DJLMNGR	DM21I	DHLSVI	DM38D	DIVMD
DJ41	DJLSIZE	DM21J1	DHLSVJ	DM38E	DIVME
DJ42A	DIVJA	DM21J2	DHLSVK	DP2B	DPRRS2I
DJ42B	DIVJB	DM22A	DHLSVAN	DP2C	DPRIPN
DJ42C	DIVJC	DM22B	DHLSVBN	DP2D	DPRWHY
DJ42D	DIVJD	DM22C	DHLSVCN	DP3	DPPLEVR
DJ42E	DIVJE	DM22D	DHLSVDN	DP10M	DPRESBGM
DJSPNO	DJSPNO	DM22E	DHLSVEN	DP10Y	DPRESBGY
DM1	DHLSTAT	DM22F	DHLSVFN	DP11	DPRESLY
DM2	DHLZEST	DM22G	DHLSVGN	DP23	DPRFEHQ
DM3	DHLDSBL	DM22H	DHLSVHN	DP25	DPRSEHQ
DM4A	DHLPRBA	DM22I	DHLSVIN	DP51	DPRJBFT
DM4B	DHLPRBB	DM22J1	DHLSVJN	DP52M	DPRJBBGM
DM4C	DHLPRBC	DM22J2	DHLSVKN	DP52Y	DPRJBBGY

DP53	.....	DPRJBLY	DS4A	.....	DNETSOC	DV18Q	.....	DORGAQ
DP54	.....	DPREARN	DT2B	.....	DTELWHY	DV19	.....	DOPRLG2
DP63A	.....	DPRF101	DT45	.....	DTLFIYRL	DV20	.....	DCARUSE
DP63B	.....	DPRF102	DT50	.....	DTLFIYR	DV21	.....	DYPPAR
DP63C	.....	DPRF116	DV1A	.....	DOPPOLA	DV22	.....	DPYRULE
DP63D	.....	DPRF131	DV1B	.....	DOPPOLB	DV23	.....	DPYENRL
DP63E	.....	DPRF134	DV1C	.....	DOPPOLC	DV24	.....	DPYTVRL
DP63F	.....	DPRF135	DV1D	.....	DOPPOLD	DV25A	.....	DPYSTM
DP63G	.....	DPRF137	DV2	.....	DVOTE1	DV25B	.....	DPYSWR
DP63H	.....	DPRF139	DV3	.....	DVOTE2	DV25C	.....	DPYSMOK
DP63I	.....	DPRF141	DV4	.....	DVOTE3	DV25D	.....	DPYLIE
DP63NONE	...	DPRFIRN	DV5	.....	DVOTE4	DV25E	.....	DPYDRUG
DP64	.....	DPRFITB	DV6	.....	DVOTE5	DV25F	.....	DPYBUNK
DPI1A	.....	DIVPA	DV7	.....	DVOTE6	DV26	.....	DPYSER
DPI1B	.....	DIVPB	DV8	.....	DOPPOL1	DV27	.....	DPYNYP
DPI1C	.....	DIVPC	DV9	.....	DOPPOL2	DV27OC	....	DPYPNO2
DPI1D	.....	DIVPD	DV9A	.....	DOPISS1	DV27OC	....	DPYPNO3
DPI1E	.....	DIVPE	DV9B	.....	DOPISS2	DV27OC	....	DPYPNO1
DS1A	.....	DGHQA	DV9C	.....	DOPISS3	DV28Y1	.....	DPYWHR1
DS1B	.....	DGHQB	DV9D	.....	DOPISS4	DV28Y2	.....	DPYWHR2
DS1C	.....	DGHQC	DV9E	.....	DOPISS5	DV28Y3	.....	DPYWHR3
DS1D	.....	DGHQD	DV10	.....	DOPPOL3	DV29Y1	.....	DPYARG1
DS1E	.....	DGHQE	DV12	.....	DOPCHD1	DV29Y2	.....	DPYARG2
DS1F	.....	DGHQF	DV13	.....	DOPCHD2	DV29Y3	.....	DPYARG3
DS1G	.....	DGHQG	DV14	.....	DOPCHD3	DV30Y	.....	DPYTLK2
DS1H	.....	DGHQH	DV15	.....	DOPCHD4	DV30Y1	.....	DPYTLK1
DS1I	.....	DGHQI	DV16	.....	DORGM	DV30Y3	.....	DPYTLK3
DS1J	.....	DGHQJ	DV17A	.....	DORGMA	DV31Y1	.....	DPYASM1
DS1K	.....	DGHQK	DV17B	.....	DORGMB	DV31Y2	.....	DPYASM2
DS1L	.....	DGHQL	DV17C	.....	DORGMC	DV31Y3	.....	DPYASM3
DS2A	.....	DOPFAMJ	DV17D	.....	DORGMD	DV32Y1	.....	DPYTHH1
DS2B	.....	DOPFAMK	DV17E	.....	DORGME	DV32Y2	.....	DPYTHH2
DS2C	.....	DOPFAML	DV17F	.....	DORGMF	DV32Y3	.....	DPYTHH3
DS2D	.....	DOPFAMM	DV17G	.....	DORGMG	DV33Y1	.....	DPYESM1
DS2E	.....	DOPFAMN	DV17H	.....	DORGMH	DV33Y2	.....	DPYESM2
DS3A	.....	DNETSX1	DV17I	.....	DORGMJ	DV33Y3	.....	DPYESM3
DS3A	.....	DNETSX2	DV17J	.....	DORGMJ	DV34Y1	.....	DPYTDR1
DS3A	.....	DNETSX3	DV17K	.....	DORGMK	DV34Y2	.....	DPYTDR2
DS3B	.....	DNET1WR	DV17L	.....	DORGMML	DV34Y3	.....	DPYTDR3
DS3B	.....	DNET2WR	DV17M	.....	DORGMML	DV35Y1	.....	DPYSAD1
DS3B	.....	DNET3WR	DV17O	.....	DORGMML	DV35Y2	.....	DPYSAD2
DS3B	.....	DNET1RL	DV17P	.....	DORGMML	DV35Y3	.....	DPYSAD3
DS3B	.....	DNET3RL	DV17Q	.....	DORGMML	DV36Y1	.....	DPYWOR1
DS3B	.....	DNET2RL	DV18A	.....	DORGAA	DV36Y2	.....	DPYWOR2
DS3C	.....	DNET3AG	DV18B	.....	DORGAB	DV36Y3	.....	DPYWOR3
DS3C	.....	DNET1AG	DV18C	.....	DORGAC	DV37AY1	....	DPYHSW1
DS3C	.....	DNET2AG	DV18D	.....	DORGAD	DV37AY2	....	DPYHSW2
DS3D	.....	DNET3KN	DV18E	.....	DORGAE	DV37AY3	....	DPYHSW3
DS3D	.....	DNET1KN	DV18F	.....	DORGAF	DV37BY1	....	DPYHAP1
DS3D	.....	DNET2KN	DV18G	.....	DORGAG	DV37BY2	....	DPYHAP2
DS3E	.....	DNET1PH	DV18H	.....	DORGAG	DV37BY3	....	DPYHAP3
DS3E	.....	DNET2PH	DV18I	.....	DORGAI	DV37CY1	....	DPYHFM1
DS3E	.....	DNET3PH	DV18J	.....	DORGAI	DV37CY2	....	DPYHFM2
DS3F	.....	DNET3LV	DV18K	.....	DORGAK	DV37CY3	....	DPYHFM3
DS3F	.....	DNET1LV	DV18L	.....	DORGAL	DV37DY1	....	DPYHFR1
DS3F	.....	DNET2LV	DV18M	.....	DORGAL	DV37DY2	....	DPYHFR2
DS3G	.....	DNET3JB	DV18N	.....	DORGAM	DV37DY3	....	DPYHFR3
DS3G	.....	DNET1JB	DV18O	.....	DORGAO	DV37EY1	....	DPYHLF1
DS3G	.....	DNET2JB	DV18P	.....	DORGAP	DV37EY2	....	DPYHLF2

DV37EY3 . . . . .	DPYHLF3	DY58 . . . . .	DYPHFR	ED15M . . . . .	EEDENDM
DY1 . . . . .	DYPNTV	DY59 . . . . .	DYPHLF	ED15Y . . . . .	EEDENDY
DY2 . . . . .	DYTVHRS	DY60 . . . . .	DYPCOMA	ED16 . . . . .	EEDTYPE
DY3 . . . . .	DYTVLMT	DY61 . . . . .	DYPCOMB	ED17 . . . . .	EQFX
DY4 . . . . .	DYTVSTP	DY62 . . . . .	DYPCOMC	ED18A . . . . .	EQFXA
DY5 . . . . .	DYPCOMP	DY63 . . . . .	DYPCOMD	ED18B . . . . .	EQFXB
DY6 . . . . .	DYPPALS	DY64 . . . . .	DYPCOME	ED18C . . . . .	EQFXC
DY7 . . . . .	DYPUTEL	DY65 . . . . .	DYPCOMF	ED18D . . . . .	EQFXD
DY8 . . . . .	DYPTELL	DY66 . . . . .	DYPCOMG	ED18E . . . . .	EQFXE
DY9 . . . . .	DYPLATE	DY67 . . . . .	DYPNBKS	ED18F . . . . .	EQFXF
DY10 . . . . .	DYPARGM	DY68 . . . . .	DYPVTE6	ED18G . . . . .	EQFXG
DY11 . . . . .	DYPARGF	DY69 . . . . .	DYPVTE3	ED18H . . . . .	EQFXH
DY12 . . . . .	DYPTLKM	DY70 . . . . .	DYPLVSC	ED18I . . . . .	EQFXI
DY13 . . . . .	DYPTLKF	DY71 . . . . .	DYPLVHM	ED18J . . . . .	EQFXJ
DY14 . . . . .	DYPNPAL	DY72 . . . . .	DYPAMAR	ED18K . . . . .	EQFXK
DY15 . . . . .	DYPFGHT	DY73 . . . . .	DYPAPAR	ED18L . . . . .	EQFXL
DY16 . . . . .	DYPASMK	DY74 . . . . .	DYPWHR	ED18M . . . . .	EQFXM
DY17 . . . . .	DYPEATN	DY75 . . . . .	DYPPAY	ED18N . . . . .	EQFXN
DY18 . . . . .	DYPMENU	DY76 . . . . .	DYDFSOC	ED19 . . . . .	EQFEDX
DY19 . . . . .	DYPTHHC	DY76N . . . . .	DYPFJOB	ED20A . . . . .	EQFEDXA
DY20 . . . . .	DYPSHHC	DY77 . . . . .	DYPSOC	ED20B . . . . .	EQFEDXB
DY21L . . . . .	DYPPKML	DY78 . . . . .	DYPJBQA	ED20C . . . . .	EQFEDXC
DY21P . . . . .	DYPPKMP	DY79 . . . . .	DYPJBQB	ED20D . . . . .	EQFEDXD
DY22 . . . . .	DYPSTM	DY80 . . . . .	DYPJBQC	ED20E . . . . .	EQFEDXE
DY23 . . . . .	DYPSWR	DY81 . . . . .	DYPJBQD	ED20F . . . . .	EQFEDXF
DY24 . . . . .	DYPSMOK	DY82 . . . . .	DYPJBQE	ED20G . . . . .	EQFEDXG
DY25 . . . . .	DYPLIE	DY83 . . . . .	DYPJBQT	ED20H . . . . .	EQFEDXH
DY26 . . . . .	DYPDRUG	ED0AD . . . . .	EDOID	ED20I . . . . .	EQFEDXI
DY27 . . . . .	DYPBUNK	ED0AM . . . . .	EDOIM	ED20J . . . . .	EQFEDXJ
DY28 . . . . .	DYPSER	ED0AY . . . . .	EDOYI	ED20K . . . . .	EQFEDXK
DY29 . . . . .	DYPSMEV	ED0B . . . . .	EIVLYR	ED21A . . . . .	ENQFEXA
DY30 . . . . .	DYPSMAG	ED0C . . . . .	EIVIEVR	ED21B . . . . .	ENQFEXB
DY31 . . . . .	DYPSMOF	ED0D . . . . .	ERACH12	ED21C . . . . .	ENQFEXC
DY32 . . . . .	DYPSMLW	ED1H . . . . .	EIVSOIH	ED21E . . . . .	ENQFEXE
DY33 . . . . .	DYPSMYR	ED1M . . . . .	EIVSOIM	ED21F . . . . .	ENQFEXF
DY34 . . . . .	DYPSMOP	ED2 . . . . .	ELKNBRD	ED21G . . . . .	ENQFEXG
DY35 . . . . .	DYPDGSC	ED3 . . . . .	ELKMOVE	ED21H . . . . .	ENQFEXH
DY36 . . . . .	DYPDGPA	ED4 . . . . .	ELKMOVY	ED21I . . . . .	ENQFEXI
DY37 . . . . .	DYPDGFR	ED5 . . . . .	EPLNEW	ED21J . . . . .	ENQFEXJ
DY38 . . . . .	DYPDGYR	ED6M . . . . .	EPLNOWM	ED21K . . . . .	ENQFEXK
DY39 . . . . .	DYPOPHA	ED6Y . . . . .	EPLNOWY	ED22 . . . . .	EMLSTAT
DY40 . . . . .	DYPOPHB	ED7 . . . . .	EMOVJB	ED23 . . . . .	EMLCHNG
DY41 . . . . .	DYPOPHC	ED8A . . . . .	EMOVJBA	ED24M . . . . .	EMLCHM
DY42 . . . . .	DYPOPFJ	ED8B . . . . .	EMOVJBB	ED24Y . . . . .	EMLCHY
DY43 . . . . .	DYPOPF	ED8C . . . . .	EMOVJBC	ED25DST . . . . .	EPLBORND
DY44 . . . . .	DYPOPFM	ED8D . . . . .	EMOVJBD	ED25OS . . . . .	EPLBORNC
DY45 . . . . .	DYPOPFN	ED8E . . . . .	EMOVJBE	ED26 . . . . .	EYR2UK
DY46 . . . . .	DYPSAD	ED8F . . . . .	EMOVJBF	ED28 . . . . .	ERACE
DY47 . . . . .	DYPWOR	ED8G . . . . .	EMOVJBG	ED30 . . . . .	ESCEND
DY48 . . . . .	DYPESTA	ED8H . . . . .	EMOVJBH	ED30NA . . . . .	ESCHOOL
DY49 . . . . .	DYPESTB	ED8I . . . . .	EMOVJBI	ED31 . . . . .	ESCTYPE
DY50 . . . . .	DYPESTC	ED9M1 . . . . .	EMOVY1	ED32 . . . . .	ESCNOW
DY51 . . . . .	DYPESTD	ED9M2 . . . . .	EMOVY2	ED33 . . . . .	EFETYPE
DY52 . . . . .	DYPESTE	ED10M . . . . .	EDOBM	ED34 . . . . .	EFEEND
DY53 . . . . .	DYPESTF	ED10Y . . . . .	EDOBY	ED34NA . . . . .	EFENOW
DY54 . . . . .	DYPESTG	ED11 . . . . .	ESEX	ED35 . . . . .	EQFHAS
DY55 . . . . .	DYPHSW	ED11 . . . . .	ESEX	ED36A . . . . .	EQFA
DY56 . . . . .	DYPHAP	ED13 . . . . .	EJBSTAT	ED36B . . . . .	EQFB
DY57 . . . . .	DYPHFM	ED14 . . . . .	EEDLYR	ED36C . . . . .	EQFC



ED36D . . . . .	EQFD	EE10 . . . . .	EJBSIZE	EE61 . . . . .	EJSPRF
ED36E . . . . .	EQFE	EE11 . . . . .	EJBHRS	EE62BM . . . . .	EJSPRBM
ED36F . . . . .	EQFF	EE12 . . . . .	EJBOT	EE62BY . . . . .	EJSPRBY
ED36G . . . . .	EQFG	EE13 . . . . .	EJBOTPD	EE62EM . . . . .	EJSPREM
ED36H . . . . .	EQFH	EE14 . . . . .	EJBHRLK	EE62EY . . . . .	EJSPREY
ED36I . . . . .	EQFI	EE15 . . . . .	EJBPL	EE63 . . . . .	EJSPAYL
ED36J . . . . .	EQFJ	EE16 . . . . .	EJBTTWT	EE64BM . . . . .	EJSPYBM
ED36K . . . . .	EQFK	EE17 . . . . .	EJBTTWM	EE64BY . . . . .	EJSPYBY
ED36L . . . . .	EQFL	EE18A . . . . .	EJBSAT1	EE64EM . . . . .	EJSPYEM
ED36M . . . . .	EQFM	EE18B . . . . .	EJBSAT2	EE64EY . . . . .	EJSPYEY
ED36N . . . . .	EQFN	EE18C . . . . .	EJBSAT3	EE65 . . . . .	EJSPL
ED37 . . . . .	EQFED	EE18D . . . . .	EJBSAT4	EE66 . . . . .	EJSTTWT
ED38A . . . . .	EQFEDA	EE18E . . . . .	EJBSAT5	EE67 . . . . .	EJSTTWM
ED38B . . . . .	EQFEDB	EE18F . . . . .	EJBSAT6	EE68A . . . . .	EJSSAT1
ED38C . . . . .	EQFEDC	EE18G . . . . .	EJBSAT7	EE68B . . . . .	EJSSAT2
ED38D . . . . .	EQFEDD	EE19 . . . . .	EJBSAT	EE68C . . . . .	EJSSAT3
ED38E . . . . .	EQFEDE	EE20 . . . . .	EPAYGL	EE68D . . . . .	EJSSAT4
ED38F . . . . .	EQFEDF	EE21OC . . . . .	EPAYGW	EE68E . . . . .	EJSSAT5
ED38G . . . . .	EQFEDG	EE22 . . . . .	EPAYNL	EE69 . . . . .	EJSSAT
ED38H . . . . .	EQFEDH	EE23OC . . . . .	EPAYNW	EE70D . . . . .	EJSBGD
ED38I . . . . .	EQFEDI	EE24 . . . . .	EPAYSLP	EE70M . . . . .	EJSBGM
ED38J . . . . .	EQFEDJ	EE26 . . . . .	EPAYUSL	EE70Y . . . . .	EJSBGY
ED38K . . . . .	EQFEDK	EE27 . . . . .	EPAYU	EE71 . . . . .	EJBED
ED38L . . . . .	EQFEDL	EE28OC . . . . .	EPAYUW	EE72A . . . . .	EJBED1
ED38M . . . . .	EQFEDM	EE29 . . . . .	EPAYUG	EE72B . . . . .	EJBED2
ED38N . . . . .	EQFEDN	EE30A . . . . .	EPAYDF1	EE72C . . . . .	EJBED3
ED38O . . . . .	EQFEDO	EE30B . . . . .	EPAYDF2	EE72D . . . . .	EJBED4
ED38P . . . . .	EQFEDP	EE30C . . . . .	EPAYDF3	EE72E . . . . .	EJBED5
ED38Q . . . . .	EQFEDQ	EE30D . . . . .	EPAYDF4	EE73A . . . . .	EJBEDQ
ED38R . . . . .	EQFEDR	EE30E . . . . .	EPAYDF5	EE73B . . . . .	EJBEDP1
ED38S . . . . .	EQFEDS	EE30F . . . . .	EPAYDF6	EE75M1 . . . . .	EJBCHC1
ED39A . . . . .	ENQFEDA	EE30G . . . . .	EPAYDF7	EE75M2 . . . . .	EJBCHC2
ED39B . . . . .	ENQFEDB	EE30H . . . . .	EPAYDF8	EE75M3 . . . . .	EJBCHC3
ED39C . . . . .	ENQFEDC	EE31 . . . . .	EJBONUS	EE77 . . . . .	EXPCHCF
ED39D . . . . .	ENQFEDD	EE32 . . . . .	EJBRISE	EE78 . . . . .	EXPCHC
ED39E . . . . .	ENQFEDE	EE33 . . . . .	ETUJBPL	EE79 . . . . .	EHUXPCH
ED39F . . . . .	ENQFEDF	EE34 . . . . .	ETUIN1	EE80 . . . . .	EHUNURS
ED39G . . . . .	ENQFEDG	EE35 . . . . .	ETUIN2	EE81 . . . . .	EJULK1
ED39H . . . . .	ENQFEDH	EE36 . . . . .	EJBOPPS	EE82 . . . . .	EJULK4
ED39I . . . . .	ENQFEDI	EE37 . . . . .	EJBTIME	EE83 . . . . .	EJULKJB
ED39J . . . . .	ENQFEDJ	EE38 . . . . .	EJBPEN	EE84 . . . . .	EJUSPEC
ED39K . . . . .	ENQFEDK	EE39 . . . . .	EJBPENM	EE85 . . . . .	EJUSOC
ED39L . . . . .	ENQFEDL	EE41D . . . . .	EJBBGD	EE86 . . . . .	EJUHRXS
ED39M . . . . .	ENQFEDM	EE41M . . . . .	EJBBGM	EE87 . . . . .	EJUPAYX
ED39N . . . . .	ENQFEDN	EE41Y . . . . .	EJBBGY	EE88 . . . . .	EJUPAYL
ED39O . . . . .	ENQFEDO	EE42 . . . . .	EJBBGLY	EE89 . . . . .	EJUHRSL
ED39P . . . . .	ENQFEDP	EE43 . . . . .	EPAYS	EE90 . . . . .	EEAAGE
ED39Q . . . . .	ENQFEDQ	EE44OC . . . . .	EPAYSW	EE91A . . . . .	EJBHHA
ED39R . . . . .	ENQFEDR	EE45 . . . . .	EPAYSG	EE91B . . . . .	EJBHHB
ED39S . . . . .	ENQFEDS	EE48 . . . . .	EPAYLY	EE91C . . . . .	EJBHHC
EE1 . . . . .	EJBHAS	EE49OC . . . . .	EPAYLYW	EE91D . . . . .	EJBHHD
EE2 . . . . .	EJBOFF	EE50 . . . . .	EPAYLYG	EE91E . . . . .	EJBHHE
EE3 . . . . .	EJBOFFY	EE54 . . . . .	EJSBOSS	EE91F . . . . .	EJBHHF
EE4 . . . . .	EJBTERM	EE55 . . . . .	EJSSIZE	EE92 . . . . .	EJBUB
EE5 . . . . .	EJBSOC	EE56 . . . . .	EJSHRS	EE93 . . . . .	EJBUBY
EE6 . . . . .	EJBSIC	EE57 . . . . .	EJSHRLK	EE94 . . . . .	EJ2HAS
EE7 . . . . .	EJBSEMP	EE58 . . . . .	EJSTIME	EE95 . . . . .	EJ2SOC
EE8 . . . . .	EJBMNGR	EE59 . . . . .	EJSTYPE	EE96 . . . . .	EJ2SEMP
EE9 . . . . .	EJBSECT	EE60 . . . . .	EJSACCS	EE97 . . . . .	EJ2HRS

EE98 . . . . .	EJ2PAY	EF3BAL . . . . .	EFRALL	EF39 . . . . .	EWINDF
EE99A . . . . .	EIVEA	EF3C . . . . .	EFRNOW	EF40A . . . . .	EWINDFA
EE99B . . . . .	EIVEB	EF3D . . . . .	EFRVAL	EF40B . . . . .	EWINDFB
EE99C . . . . .	EIVEC	EF3EOC . . . . .	EFRW	EF40C . . . . .	EWINDFC
EE99D . . . . .	EIVED	EF3F . . . . .	EFRJT	EF40D . . . . .	EWINDFD
EE99E . . . . .	EIVEE	EF3FPN . . . . .	EFRJTPN	EF40E . . . . .	EWINDFE
EEG3 . . . . .	PID	EF3SEQ . . . . .	EFISEQ	EF40F . . . . .	EWINDFF
EEG3 . . . . .	PID	EF4 . . . . .	EFISIT	EF40G . . . . .	EWINDFG
EEG3 . . . . .	PID	EF5 . . . . .	EFISITC	EF40H . . . . .	EWINDFH
EEG4 . . . . .	EHGSEX	EF6 . . . . .	EFISITY	EF40R . . . . .	EWINDFR
EEG4M . . . . .	EHGBM	EF7 . . . . .	EFISITX	EF41 . . . . .	EWINDFY
EEG4Y . . . . .	EHGBY	EF8 . . . . .	EOPXPSV	EF43 . . . . .	EFTHH
EEG6 . . . . .	EIVIOW4	EF9 . . . . .	EOPXPCR	EF44A1 . . . . .	EFTHH1
EEG6 . . . . .	EIVIOW4	EF10 . . . . .	EFCCARD	EF44A2 . . . . .	EFTHH2
EEG6 . . . . .	EIVIOW4	EF11 . . . . .	EFIYRDI	EF44A3 . . . . .	EFTHH3
EEG7 . . . . .	EIVIEVR	EF12 . . . . .	EFIYRDIU	EF44B1 . . . . .	EFTHH11
EEG7 . . . . .	EIVIEVR	EF13 . . . . .	ESAVE	EF44B12 . . . . .	EFTHH21
EEG8 . . . . .	EIVELIG	EF14 . . . . .	ESAVED	EF44B13 . . . . .	EFTHH31
EEG9 . . . . .	EHHMEM	EF15 . . . . .	ESAVEY1	EF44B2 . . . . .	EFTHH12
EEG9 . . . . .	EHHMEM	EF15 . . . . .	ESAVEY2	EF44B22 . . . . .	EFTHH22
EEG9 . . . . .	EHHMEM	EF16 . . . . .	ESAVEK	EF44B23 . . . . .	EFTHH32
EEG10 . . . . .	ENEWHY	EF17A . . . . .	ESAVEKB1	EF44B3 . . . . .	EFTHH13
EEG10 . . . . .	ENEWHY	EF17B . . . . .	ESAVEKB2	EF44B32 . . . . .	EFTHH23
EEG10 . . . . .	ENEWHY	EF17C . . . . .	ESAVEKB3	EF44B33 . . . . .	EFTHH33
EEG11 . . . . .	ELVWHY	EF17D . . . . .	ESAVEKB4	EF44B4 . . . . .	EFTHH14
EEG12M . . . . .	ENEMNJJN	EF18 . . . . .	ESAVEJ	EF44B42 . . . . .	EFTHH24
EEG12M . . . . .	ENEMNJJN	EF19 . . . . .	EBANK	EF44B43 . . . . .	EFTHH34
EEG12M . . . . .	ENEMNJJN	EF20 . . . . .	EBANKK	EF44B5 . . . . .	EFTHH15
EEG12M . . . . .	ELVMN	EF21A . . . . .	EBANKKB1	EF44B52 . . . . .	EFTHH25
EEG12Y . . . . .	ENEYRJJN	EF21B . . . . .	EBANKKB2	EF44B53 . . . . .	EFTHH35
EEG12Y . . . . .	ENEYRJJN	EF21C . . . . .	EBANKKB3	EF44B6 . . . . .	EFTHH16
EEG12Y . . . . .	ENEYRJJN	EF21D . . . . .	EBANKKB4	EF44B62 . . . . .	EFTHH26
EEG12Y . . . . .	ELVYR	EF22 . . . . .	EBANKJ	EF44B63 . . . . .	EFTHH36
EEG13 . . . . .	ELVLOC	EF23 . . . . .	ENVEST	EF44C . . . . .	EFTHH1V
EEG14 . . . . .	EIVFIO	EF24A . . . . .	ENVESTA	EF44C2 . . . . .	EFTHH2V
EEG14 . . . . .	EIVFIO	EF24B . . . . .	ENVESTB	EF44C3 . . . . .	EFTHH3V
EEG14 . . . . .	EIVFIO	EF24C . . . . .	ENVESTC	EF44DOC . . . . .	EFTHH1W
EEG15 . . . . .	EIVRREF	EF24D . . . . .	ENVESTD	EF44DOC2 . . . . .	EFTHH2W
EEG16 . . . . .	EIVIREIS	EF24DK . . . . .	ENVESTR	EF44DOC3 . . . . .	EFTHH3W
EF2 . . . . .	ENFR	EF24E . . . . .	ENVESTE	EF45 . . . . .	EFTEXHH
EF2 . . . . .	ENF1	EF24F . . . . .	ENVESTF	EF46A1 . . . . .	EFTEXA
EF3A . . . . .	EFICODE	EF24G . . . . .	ENVESTG	EF46A2 . . . . .	EFTEXB
EF3B01 . . . . .	EFR01	EF25 . . . . .	ENVESTN	EF46A3 . . . . .	EFTEXC
EF3B02 . . . . .	EFR02	EF26 . . . . .	ENVESTL	EF46B11 . . . . .	EFTEXA1
EF3B03 . . . . .	EFR03	EF27 . . . . .	ENVESTK	EF46B12 . . . . .	EFTEXB1
EF3B04 . . . . .	EFR04	EF28A . . . . .	ENVESTC1	EF46B13 . . . . .	EFTEXC1
EF3B05 . . . . .	EFR05	EF28B . . . . .	ENVESTC2	EF46B21 . . . . .	EFTEXA2
EF3B06 . . . . .	EFR06	EF28C . . . . .	ENVESTC3	EF46B22 . . . . .	EFTEXB2
EF3B07 . . . . .	EFR07	EF28D . . . . .	ENVESTC4	EF46B23 . . . . .	EFTEXC2
EF3B08 . . . . .	EFR08	EF29 . . . . .	ENVESTJ	EF46B31 . . . . .	EFTEXA3
EF3B09 . . . . .	EFR09	EF30 . . . . .	EPPPEN	EF46B32 . . . . .	EFTEXB3
EF3B10 . . . . .	EFR10	EF31 . . . . .	EPENB4	EF46B33 . . . . .	EFTEXC3
EF3B11 . . . . .	EFR11	EF32 . . . . .	EPENB4YR	EF46B41 . . . . .	EFTEXA4
EF3B12 . . . . .	EFR12	EF33 . . . . .	EPENB4V	EF46B42 . . . . .	EFTEXB4
EF3B13 . . . . .	EFR13	EF34OC . . . . .	EPENB4W	EF46B43 . . . . .	EFTEXC4
EF3B14 . . . . .	EFR14	EF35 . . . . .	EPENYR	EF46B51 . . . . .	EFTEXA5
EF3B15 . . . . .	EFR15	EF36 . . . . .	EPENADD	EF46B52 . . . . .	EFTEXB5
EF3B16 . . . . .	EFR16	EF37 . . . . .	EPENADV	EF46B53 . . . . .	EFTEXC5
EF3B17 . . . . .	EFR17	EF38OC . . . . .	EPENADW	EF46B61 . . . . .	EFTEXA6

EF46B62 . . . . .	EFTEXB6	EF117 . . . . .	EF117	EH24B . . . . .	EXPMG2
EF46B63 . . . . .	EFTEXC6	EF118 . . . . .	EF118	EH24C . . . . .	EXPMG3
EF46C1 . . . . .	EFTEXAV	EF119 . . . . .	EF119	EH24D . . . . .	EXPMG4
EF46C2 . . . . .	EFTEXBV	EF120 . . . . .	EF120	EH25 . . . . .	EHSJB
EF46C3 . . . . .	EFTEXCV	EF121 . . . . .	EF121	EH26M1 . . . . .	ERENTP1
EF46DOC1 . . . . .	EFTEXAW	EF122 . . . . .	EF122	EH26M2 . . . . .	ERENTP2
EF46DOC2 . . . . .	EFTEXBW	EF123 . . . . .	EF123	EH27 . . . . .	ERENTLL
EF46DOC3 . . . . .	EFTEXCW	EF124 . . . . .	EF124	EH28 . . . . .	ERENTF
EF47 . . . . .	EDEBT	EF125 . . . . .	EF125	EH30 . . . . .	ERENT
EF48A . . . . .	EDEBTA	EF131 . . . . .	EF131	EH31 . . . . .	ERENTW
EF48B . . . . .	EDEBTB	EF132 . . . . .	EF132	EH32A . . . . .	ERENT1
EF48C . . . . .	EDEBTC	EF133 . . . . .	EF133	EH32B . . . . .	ERENT7
EF48D . . . . .	EDEBTD	EF134 . . . . .	EF134	EH32C . . . . .	ERENT2
EF48DK . . . . .	EDEBTR	EF135 . . . . .	EF135	EH32D . . . . .	ERENT3
EF48E . . . . .	EDEBTE	EF136 . . . . .	EF136	EH32E . . . . .	ERENT4
EF48F . . . . .	EDEBTF	EF137 . . . . .	EF137	EH32F . . . . .	ERENT5
EF48G . . . . .	EDEBTG	EF138 . . . . .	EF138	EH32G . . . . .	ERENT8
EF49 . . . . .	EDEBTY	EF139 . . . . .	EF139	EH32H . . . . .	ERENT6
EF50A . . . . .	EDEBTC1	EF140 . . . . .	EF140	EH33 . . . . .	ERENTHB
EF50B . . . . .	EDEBTC2	EF141 . . . . .	EF141	EH34 . . . . .	ERENTG
EF50C . . . . .	EDEBTC3	EF151 . . . . .	EF151	EH35 . . . . .	ERENTG
EF50D . . . . .	EDEBTC4	EF152 . . . . .	EF152	EH36 . . . . .	ERENTGW
EF51 . . . . .	EDEBTJ	EF153 . . . . .	EF153	EH37 . . . . .	EXPHSDF
EF52 . . . . .	ESPINHH	EF154 . . . . .	EF154	EH38A . . . . .	EXPHSD1
EF53 . . . . .	EHURUNS	EF155 . . . . .	EF155	EH38B . . . . .	EXPHSD2
EF54 . . . . .	EHUBOSS	EF156 . . . . .	EF156	EH39 . . . . .	EXPHSDB
EF55A . . . . .	EHUBUYS	EF157 . . . . .	EF157	EH40 . . . . .	EHS2OWND
EF55B . . . . .	EHUFRYS	EF158 . . . . .	EF158	EH41 . . . . .	EHS2VAL
EF55C . . . . .	EHUMOPS	EF159 . . . . .	EF159	EH43 . . . . .	EMGTOT
EF55D . . . . .	EHUIRON	EH0AD . . . . .	EHHDOI	EH44 . . . . .	ECDHAVE
EF56 . . . . .	EHHCH12	EH0AM . . . . .	EHHMOI	EH45A . . . . .	ECD1USE
EF57 . . . . .	EHUSITS	EH0AY . . . . .	EHHYOI	EH45B . . . . .	ECD2USE
EF58 . . . . .	EHOWLNG	EH0C . . . . .	EHSTYPE	EH45C . . . . .	ECD3USE
EF59 . . . . .	EEVENT1S	EH1A . . . . .	EHSRINS	EH45D . . . . .	ECD4USE
EF59 . . . . .	EEVENT2	EH2 . . . . .	EHSROOM	EH45E . . . . .	ECD5USE
EF59 . . . . .	EEVENT1	EH3 . . . . .	EHSOWND	EH45F . . . . .	ECD6USE
EF59 . . . . .	EEVENT4S	EH4M1 . . . . .	EHSOWR1	EH45G . . . . .	ECD7USE
EF59 . . . . .	EEVENT2S	EH4M2 . . . . .	EHSOWR2	EH45H . . . . .	ECD8USE
EF59 . . . . .	EEVENT4	EH5 . . . . .	EHSVAL	EH45I . . . . .	ECD9USE
EF59 . . . . .	EEVENT3S	EH6 . . . . .	EMGHAVE	EH46 . . . . .	ECDBGHT
EF59 . . . . .	EEVENT3	EH7 . . . . .	EHSOWRP	EH47A . . . . .	ECD1NEW
EF60A . . . . .	EIVFA	EH8 . . . . .	EMGYNOT	EH47B . . . . .	ECD2NEW
EF60B . . . . .	EIVFB	EH9 . . . . .	EHSCOST	EH47C . . . . .	ECD3NEW
EF60C . . . . .	EIVFC	EH10 . . . . .	EHSYR0	EH47D . . . . .	ECD4NEW
EF60D . . . . .	EIVFD	EH12 . . . . .	EMGYR0	EH47E . . . . .	ECD5NEW
EF60E . . . . .	EIVFE	EH13 . . . . .	EMGLY	EH47F . . . . .	ECD6NEW
EF61H . . . . .	EIVFOIH	EH14 . . . . .	EHSIVW4	EH47G . . . . .	ECD7NEW
EF61M . . . . .	EIVFOIM	EH17 . . . . .	EMGOLD	EH47H . . . . .	ECD8NEW
EF62 . . . . .	EIVSC	EH18 . . . . .	EMGLIFE	EH47I . . . . .	ECD9NEW
EF63A . . . . .	EMRSSCH	EH19 . . . . .	EMGTYPE	EH48 . . . . .	ECDNUXP
EF63B . . . . .	EMRSSCI	EH20 . . . . .	EMGXTRA	EH49 . . . . .	EHSIP
EF63I . . . . .	EPRF125	EH21 . . . . .	EMGNEW	EH50 . . . . .	EHSIPXP
EF101 . . . . .	EF101	EH22A . . . . .	EMGXTY1	EH51 . . . . .	EHEATCH
EF102 . . . . .	EF102	EH22B . . . . .	EMGXTY2	EH52 . . . . .	EHEATYP
EF103 . . . . .	EF103	EH22C . . . . .	EMGXTY3	EH53 . . . . .	EXPOILY
EF104 . . . . .	EF104	EH22D . . . . .	EMGXTY4	EH54 . . . . .	EGASUSE
EF105 . . . . .	EF105	EH22E . . . . .	EMGXTY5	EH55 . . . . .	EGASWAY
EF106 . . . . .	EF106	EH23 . . . . .	EXPMG	EH56 . . . . .	EXPGASL
EF116 . . . . .	EF116	EH24A . . . . .	EXPMG1	EH57 . . . . .	EXPGASW

EH58	EXPGASLW	EJ17	EJHSOC	EM13AM	EXDT1M
EH59	ELECWAY	EJ19	EJHSEMP	EM13AY	EXDT1Y
EH60	EXPLECL	EJ20	EJHBOSS	EM13BM	EXDT2M
EH61	EXPLECW	EJ21	EJHSECT	EM13BY	EXDT2Y
EH62	EXPLECLW	EJ22	EJHMNGR	EM13CM	EXDT3M
EH63	EXPBLDF	EJ24	EJHPLDF	EM13CY	EXDT3Y
EH64	EXPHP	EJ25	EJHSIC	EM14M1	EXDT1PL
EH65	EXPHPDF	EJ26	EJHSIZE	EM14M2	EXDT2PL
EH66	EXPFOOD	EJ27	EJHPAYL	EM14M3	EXDT3PL
EH67	ENCARS	EJ28OC	EJHPYLW	EM15	EHOSP
EH68	ECAROWN	EJ29	EJHPYLG	EM16	EHOSPD
EH69	ECARVAL	EJ30	EJHSTPY	EM18	EHOSPCH
EH70M1	EIVH1	EJ31	EJBLKY	EM19	EHOSP NHS
EH70M2	EIVH2	EJ34	EJBHAD	EM20	EHLSV
EH70M3	EIVH3	EJ35	EJLEND	EM21A	EHLSVA
EHG2	EHGR2R	EJ36	EJLSOC	EM21B	EHLSVB
EHG2	EHGR2R	EJ37	EJLSIC	EM21C	EHLSVC
EHG3	EHGSEX	EJ38	EJLSEMP	EM21D	EHLSVD
EHG4M	EHGBM	EJ39	EJLBOSS	EM21E	EHLSVE
EHG4Y	EHGBY	EJ3A	EEDNEW1	EM21F	EHLSVF
EHG8	EMASTAT	EJ3B	EEDNEW2	EM21G	EHLSVG
EHG8	EMASTAT	EJ3C	EEDNEW3	EM21H	EHLSVH
EHG9	EHGSPN	EJ3D	EEDNEW4	EM21I	EHLSVI
EHG9	EHGSPN	EJ40	EJLMNGR	EM21J1	EHLSVJ
EHG10	EHGEMP	EJ41	EJLSIZE	EM21J2	EHLSVK
EHG10	EHGEMP	EJ42A	EIVJA	EM21K	EHLSVL
EHG11	EHGFNO	EJ42B	EIVJB	EM21L	EHLSVM
EHG11	EHGFNO	EJ42C	EIVJC	EM22A	EHLSVAN
EHG12	EHGMNO	EJ42D	EIVJD	EM22B	EHLSVBN
EHG12	EHGMNO	EJ42E	EIVJE	EM22C	EHLSVCN
EHG13	EHGRA	EM1	EHLSTAT	EM22D	EHLSVDN
EHG13	EHGRA	EM2	EHLZEST	EM22E	EHLSVEN
EI1	EIV1	EM3	EHLDSBL	EM22F	EHLSVFN
EI2	EIV2	EM4A	EHLPRBA	EM22G	EHLSVGN
EI4	EIV4	EM4B	EHLPRBB	EM22H	EHLSVHN
EI5	EIV5	EM4C	EHLPRBC	EM22I	EHLSVIN
EI6A	EIV6A	EM4D	EHLPRBD	EM22J1	EHLSVJN
EI6B	EIV6B	EM4E	EHLPRBE	EM22J2	EHLSVKN
EI6C	EIV6C	EM4F	EHLPRBF	EM22K	EHLSVLN
EI6D	EIV6D	EM4G	EHLPRBG	EM22L	EHLSVMN
EI6E	EIV6E	EM4H	EHLPRBH	EM23A	EHLSVAF
EI7	EIV6F	EM4I	EHLPRBI	EM23B	EHLSVBF
EI8	EIV7	EM4J	EHLPRBJ	EM23C	EHLSVCF
EJ2	EEDNEW	EM4K	EHLPRBK	EM23D	EHLSVDF
EJ4A	EEDNEWQ	EM4L	EHLPRBL	EM23E	EHLSVEF
EJ4B	EEDNEW P1	EM4M	EHLPRBM	EM23F	EHLSVFF
EJ8D	ECJSBGD	EM4M0	EHLPRB	EM23G	EHLSVGF
EJ8M	ECJSBGM	EM5	EHLPT	EM23H	EHLSVHF
EJ8Y	ECJSBGY	EM6A	EHLPTA	EM23I	EHLSVIF
EJ9	ENEMST	EM6B	EHLPTB	EM23J1	EHLSVJF
EJ10D	ECJSBGD	EM6C	EHLPTC	EM23J2	EHLSVKF
EJ10M	ECJSBGM	EM6D	EHLPTD	EM23K	EHLSVLF
EJ10Y	ECJSBGY	EM6E	EHLPTE	EM23L	EHLSVMF
EJ11	ECJSBLY	EM7	EHLPTW	EM24	EHLCK
EJ12	EJHSTAT	EM8	EHLPTW	EM25A	EHLCKA
EJ13D	EJHBGD	EM9	EHLPTWA	EM25B	EHLCKB
EJ13M	EJHBGM	EM10	EHL2GP	EM25C	EHLCKC
EJ13Y	EJHBGY	EM11	EXDTS	EM25D	EHLCKD
EJ15	ENJBS	EM12	ENXDTS	EM25E	EHLCKE

EM25F . . . . .	EHLCKI	EPI1C . . . . .	EIVPC	EV19C . . . . .	EORGMC
EM25G . . . . .	EHLCKF	EPI1D . . . . .	EIVPD	EV19D . . . . .	EORGMD
EM25H . . . . .	EHLCKG	EPI1E . . . . .	EIVPE	EV19E . . . . .	EORGME
EM25I . . . . .	EHLCKH	ES1A . . . . .	EGHQA	EV19F . . . . .	EORGMF
EM26A . . . . .	EHLCKAN	ES1B . . . . .	EGHQB	EV19G . . . . .	EORGMG
EM26B . . . . .	EHLCKBN	ES1C . . . . .	EGHQC	EV19H . . . . .	EORGMH
EM26C . . . . .	EHLCKCN	ES1D . . . . .	EGHQD	EV19I . . . . .	EORGMI
EM26D . . . . .	EHLCKDN	ES1E . . . . .	EGHQE	EV19J . . . . .	EORGMJ
EM26E . . . . .	EHLCKEN	ES1F . . . . .	EGHQF	EV19K . . . . .	EORGMK
EM26F . . . . .	EHLCKIN	ES1G . . . . .	EGHQG	EV19L . . . . .	EORGML
EM26G . . . . .	EHLCKFN	ES1H . . . . .	EGHQH	EV19M . . . . .	EORGMM
EM26H . . . . .	EHLCKGN	ES1I . . . . .	EGHQI	EV19O . . . . .	EORGMO
EM26I . . . . .	EHLCKHN	ES1J . . . . .	EGHQJ	EV19P . . . . .	EORGMP
EM27 . . . . .	ESMOKER	ES1K . . . . .	EGHQK	EV19Q . . . . .	EORGMQ
EM28 . . . . .	ENCIGS	ES1L . . . . .	EGHQL	EV20 . . . . .	EORGA
EM29A . . . . .	EOPHLA	ES2A . . . . .	EOPFAMA	EV20A . . . . .	EORGAA
EM29B . . . . .	EOPHLB	ES2B . . . . .	EOPFAMB	EV20B . . . . .	EORGAB
EM29C . . . . .	EOPHLC	ES2C . . . . .	EOPFAMC	EV20C . . . . .	EORGAC
EM31 . . . . .	EAIDHH	ES2D . . . . .	EOPFAMD	EV20D . . . . .	EORGAD
EM32P1 . . . . .	EAIDHUA	ES2E . . . . .	EOPFAME	EV20E . . . . .	EORGAE
EM32P2 . . . . .	EAIDHUB	ES2F . . . . .	EOPFAMF	EV20F . . . . .	EORGAF
EM32P3 . . . . .	EAIDHUC	ES2G . . . . .	EOPFAMG	EV20G . . . . .	EORGAG
EM33 . . . . .	EAIDXHH	ES2H . . . . .	EOPFAMH	EV20H . . . . .	EORGAH
EM34 . . . . .	ENAIDXHH	ES2I . . . . .	EOPFAMI	EV20I . . . . .	EORGAI
EM35 . . . . .	EAIDHU2	ES3A . . . . .	ESSUPA	EV20J . . . . .	EORGAJ
EM35 . . . . .	EAIDHU1	ES3B . . . . .	ESSUPB	EV20K . . . . .	EORGAK
EM37 . . . . .	EAIDHRS	ES3C . . . . .	ESSUPC	EV20L . . . . .	EORGAL
EM38A . . . . .	EIVMA	ES3D . . . . .	ESSUPD	EV20M . . . . .	EORGAM
EM38B . . . . .	EIVMB	ES3E . . . . .	ESSUPE	EV20O . . . . .	EORGAO
EM38C . . . . .	EIVMC	ES4A . . . . .	ESSUP1	EV20P . . . . .	EORGAP
EM38D . . . . .	EIVMD	ES4B . . . . .	ESSUPR2R	EV20Q . . . . .	EORGAQ
EM38E . . . . .	EIVME	ET2B . . . . .	ETELWHY	EV21 . . . . .	EOPRLG2
EP2B . . . . .	EPRRS2I	ET45 . . . . .	ETLFIYRL	EV22 . . . . .	ECARUSE
EP2C . . . . .	EPRIPN	ET50 . . . . .	ETLFIYR	EV23 . . . . .	EYPPAR
EP2D . . . . .	EPRWHY	EV1A . . . . .	EOPSOCA	EV24 . . . . .	EPYHLTH
EP3 . . . . .	EPPLEVR	EV1B . . . . .	EOPSOCB	EV25 . . . . .	EPYHWRK
EP10M . . . . .	EPRESBGM	EV1C . . . . .	EOPSOCC	EV26 . . . . .	EPYSXED
EP10Y . . . . .	EPRESBGY	EV1D . . . . .	EOPSOCD	EV27 . . . . .	EPYSXAG
EP11 . . . . .	EPRESLY	EV1E . . . . .	EOPSOCE	EV28 . . . . .	EPYNYP
EP23 . . . . .	EPRFEHQ	EV1F . . . . .	EOPSOCF	EV28B1 . . . . .	EPYAGE1
EP25 . . . . .	EPRSEHQ	EV2 . . . . .	EVOTE1	EV28B2 . . . . .	EPYAGE2
EP51 . . . . .	EPRJBFT	EV3 . . . . .	EVOTE2	EV28B3 . . . . .	EPYAGE3
EP52M . . . . .	EPRJBBGM	EV4 . . . . .	EVOTE3	EV28OC . . . . .	EPYPNO1
EP52Y . . . . .	EPRJBBGY	EV5 . . . . .	EVOTE4	EV28OC . . . . .	EPYPNO2
EP53 . . . . .	EPRJBLY	EV6 . . . . .	EVOTE5	EV28OC . . . . .	EPYPNO3
EP54 . . . . .	EPREARN	EV7 . . . . .	EVOTE7	EV29Y1 . . . . .	EPYWHR1
EP63A . . . . .	EPRF101	EV8 . . . . .	EVOTE8	EV29Y2 . . . . .	EPYWHR2
EP63B . . . . .	EPRF102	EV9 . . . . .	EVOTE6	EV29Y3 . . . . .	EPYWHR3
EP63C . . . . .	EPRF116	EV10 . . . . .	EOPPOL1	EV30Y1 . . . . .	EPYMAN1
EP63D . . . . .	EPRF131	EV11 . . . . .	EOPPOL2	EV30Y2 . . . . .	EPYMAN2
EP63E . . . . .	EPRF134	EV12 . . . . .	EOPPOL3	EV30Y3 . . . . .	EPYMAN3
EP63F . . . . .	EPRF135	EV13 . . . . .	EOPPOL4	EV31Y1 . . . . .	EPYARG1
EP63G . . . . .	EPRF137	EV14 . . . . .	EOPCHD1	EV31Y2 . . . . .	EPYARG2
EP63H . . . . .	EPRF139	EV15 . . . . .	EOPCHD2	EV31Y3 . . . . .	EPYARG3
EP63J . . . . .	EPRF141	EV16 . . . . .	EOPCHD3	EV32Y . . . . .	EPYTLK2
EP63NONE . . . . .	EPRFIRN	EV17 . . . . .	EOPCHD4	EV32Y1 . . . . .	EPYTLK1
EP64 . . . . .	EPRFITB	EV18 . . . . .	EORGM	EV32Y3 . . . . .	EPYTLK3
EPI1A . . . . .	EIVPA	EV19A . . . . .	EORGMA	EV33Y1 . . . . .	EPYSMK1
EPI1B . . . . .	EIVPB	EV19B . . . . .	EORGM	EV33Y2 . . . . .	EPYSMK2

EV33Y3 . . . . .	EPYSMK3	EY7 . . . . .	EYPUTEL	EY65 . . . . .	EYPOPRL
EV34Y1 . . . . .	EPYSAD1	EY8 . . . . .	EYPLATE	EY66 . . . . .	EYPNBKS
EV34Y2 . . . . .	EPYSAD2	EY9 . . . . .	EYPARGM	EY67 . . . . .	EYPOPS
EV34Y3 . . . . .	EPYSAD3	EY10 . . . . .	EYPARGF	EY68 . . . . .	EYPPASC
EV35Y1 . . . . .	EPYWOR1	EY11 . . . . .	EYPTLKM	EY69 . . . . .	EYPLVSC
EV35Y2 . . . . .	EPYWOR2	EY12 . . . . .	EYPTLKF	EY70 . . . . .	EYPLVHM
EV35Y3 . . . . .	EPYWOR3	EY13 . . . . .	EYPTLKP	EY71 . . . . .	EYPAMAR
EV36AY1 . . . . .	EPYHSW1	EY14 . . . . .	EYPNPAL	EY72 . . . . .	EYPAPAR
EV36AY2 . . . . .	EPYHSW2	EY15 . . . . .	EYPFGHT	EY73 . . . . .	EYPWHRS
EV36AY3 . . . . .	EPYHSW3	EY16 . . . . .	EYPEATN	EY74 . . . . .	EYPPAY
EV36BY1 . . . . .	EPYHAP1	EY17L . . . . .	EYPPKML	EY75 . . . . .	EYPSOC
EV36BY2 . . . . .	EPYHAP2	EY17P . . . . .	EYPPKMP	EY76 . . . . .	EYPSOCY
EV36BY3 . . . . .	EPYHAP3	EY18 . . . . .	EYPBEAU	EY77 . . . . .	EYPJBQA
EV36CY1 . . . . .	EPYHFM1	EY19 . . . . .	EYDPKLM	EY78 . . . . .	EYPJBQB
EV36CY2 . . . . .	EPYHFM2	EY20 . . . . .	EYPSMEV	EY79 . . . . .	EYPJBQC
EV36CY3 . . . . .	EPYHFM3	EY21 . . . . .	EYPSMAG	EY80 . . . . .	EYPJBQD
EV36DY1 . . . . .	EPYHFR1	EY22 . . . . .	EYPSMOF	EY81 . . . . .	EYPJBQE
EV36DY2 . . . . .	EPYHFR2	EY23 . . . . .	EYPSMLW	EY82 . . . . .	EYPJBQT
EV36DY3 . . . . .	EPYHFR3	EY24 . . . . .	EYPSMYR	EY83 . . . . .	EYPEVNT1
EV36EY1 . . . . .	EPYHLF1	EY25 . . . . .	EYPSMPA	EY83 . . . . .	EYPEVNT3
EV36EY2 . . . . .	EPYHLF2	EY26 . . . . .	EYPNOSM	EY83 . . . . .	EYPEVNT4
EV36EY3 . . . . .	EPYHLF3	EY27 . . . . .	EYPEDSM	EY83 . . . . .	EYPEVNT2
EV37Y1 . . . . .	EPYHLT1	EY28 . . . . .	EYPSMOP	FD0AD . . . . .	FDOID
EV37Y2 . . . . .	EPYHLT2	EY29 . . . . .	EYPDGSC	FD0AM . . . . .	FDOIM
EV37Y3 . . . . .	EPYHLT3	EY30 . . . . .	EYPDGPA	FD0AY . . . . .	FDOIY
EV38 . . . . .	EPYRA	EY31 . . . . .	EYPDGWH	FD0B . . . . .	FIVLYR
EV39Y1 . . . . .	EPYSAT1	EY32 . . . . .	EYPDGFR	FD0C . . . . .	FIVIEVR
EV39Y2 . . . . .	EPYSAT2	EY33 . . . . .	EYPDGYR	FD0D . . . . .	FRACH12
EV39Y3 . . . . .	EPYSAT3	EY34 . . . . .	EYPNODG	FD1H . . . . .	FIVSOIH
EV40AY1 . . . . .	EPYSTY1	EY35 . . . . .	EYPOPHD	FD1M . . . . .	FIVSOIM
EV40AY2 . . . . .	EPYSTY2	EY36 . . . . .	EYPOPHA	FD2 . . . . .	FLKNBRD
EV40AY3 . . . . .	EPYSTY3	EY37 . . . . .	EYPOPHE	FD3 . . . . .	FLKMOVE
EV40B1Y1 . . . . .	EPYTAE1	EY38 . . . . .	EYPOPHC	FD4 . . . . .	FLKMOVY
EV40B1Y2 . . . . .	EPYTAE2	EY39 . . . . .	EYPMENU	FD5 . . . . .	FPLNEW
EV40B1Y3 . . . . .	EPYTAE3	EY40 . . . . .	EYPHLTA	FD6M . . . . .	FPLNOWM
EV40B2Y1 . . . . .	EPYTAM1	EY41 . . . . .	EYPHLTB	FD6Y . . . . .	FPLNOWY
EV40B2Y2 . . . . .	EPYTAM2	EY42 . . . . .	EYPSAD	FD7 . . . . .	FMOVJB
EV40B2Y3 . . . . .	EPYTAM3	EY43 . . . . .	EYPWOR	FD8A . . . . .	FMOVJBA
EV40B3Y1 . . . . .	EPYTAS1	EY44 . . . . .	EYPBULL	FD8B . . . . .	FMOVJBB
EV40B3Y2 . . . . .	EPYTAS2	EY45 . . . . .	EYPLONE	FD8C . . . . .	FMOVJBC
EV40B3Y3 . . . . .	EPYTAS3	EY46 . . . . .	EYPESTA	FD8D . . . . .	FMOVJBD
EV40C1Y1 . . . . .	EPYSTE1	EY47 . . . . .	EYPESTB	FD8E . . . . .	FMOVJBE
EV40C1Y2 . . . . .	EPYSTE2	EY48 . . . . .	EYPESTC	FD8F . . . . .	FMOVJBF
EV40C1Y3 . . . . .	EPYSTE3	EY49 . . . . .	EYPESTD	FD8G . . . . .	FMOVJBG
EV40C2Y1 . . . . .	EPYSTM1	EY50 . . . . .	EYPESTE	FD8H . . . . .	FMOVJBH
EV40C2Y2 . . . . .	EPYSTM2	EY51 . . . . .	EYPESTF	FD8I . . . . .	FMOVJBI
EV40C2Y3 . . . . .	EPYSTM3	EY52 . . . . .	EYPESTG	FD9M1 . . . . .	FMOVY1
EV40C3Y1 . . . . .	EPYSTS1	EY53 . . . . .	EYPHSW	FD9M2 . . . . .	FMOVY2
EV40C3Y2 . . . . .	EPYSTS2	EY54 . . . . .	EYPHAP	FD10M . . . . .	FDOBM
EV40C3Y3 . . . . .	EPYSTS3	EY55 . . . . .	EYPHFM	FD10Y . . . . .	FDOBY
EV40PNO . . . . .	EPYSPN1	EY56 . . . . .	EYPHFR	FD11 . . . . .	FSEX
EV40PNO . . . . .	EPYSPN3	EY57 . . . . .	EYPHLF	FD11 . . . . .	FSEX
EV40PNO . . . . .	EPYSPN2	EY58 . . . . .	EYPOPLA	FD13 . . . . .	FJBSTAT
EY1 . . . . .	EYPTVBR	EY59 . . . . .	EYPOPFF	FD14 . . . . .	FEDLYR
EY2 . . . . .	EYTVHRS	EY60 . . . . .	EYPOPFB	FD15M . . . . .	FEDENDM
EY3 . . . . .	EYTVLMT	EY61 . . . . .	EYPOPLB	FD15Y . . . . .	FEDENDY
EY4 . . . . .	EYTVSTP	EY62 . . . . .	EYPOPLC	FD16 . . . . .	FEDTYPE
EY5 . . . . .	EYPCOMP	EY63 . . . . .	EYPVTE6	FD17 . . . . .	FQFX
EY6 . . . . .	EYPPALS	EY64 . . . . .	EYPVTE3	FD18A . . . . .	FQFXA

FD18B	.....	FQFXB	FD36I	.....	FQFI	FE9	.....	FJBSECT
FD18C	.....	FQFXC	FD36J	.....	FQFJ	FE10	.....	FJBSIZE
FD18D	.....	FQFXD	FD36K	.....	FQFK	FE11	.....	FJBMIX
FD18E	.....	FQFXE	FD36L	.....	FQFL	FE12	.....	FJBHRS
FD18F	.....	FQFXF	FD36M	.....	FQFM	FE13	.....	FJBOT
FD18G	.....	FQFXG	FD36N	.....	FQFN	FE14	.....	FJBOTPD
FD18H	.....	FQFXH	FD37	.....	FQFED	FE15	.....	FJBHRLK
FD18I	.....	FQFXI	FD38A	.....	FQFEDA	FE16	.....	FJBPL
FD18J	.....	FQFXJ	FD38B	.....	FQFEDB	FE17	.....	FJBTTWT
FD18K	.....	FQFXK	FD38C	.....	FQFEDC	FE18	.....	FJBTTWM
FD18L	.....	FQFXL	FD38D	.....	FQFEDD	FE19A	.....	FJBSAT1
FD18M	.....	FQFXM	FD38E	.....	FQFEDE	FE19B	.....	FJBSAT2
FD18N	.....	FQFXN	FD38F	.....	FQFEDF	FE19C	.....	FJBSAT3
FD19	.....	FQFEDX	FD38G	.....	FQFEDG	FE19D	.....	FJBSAT4
FD20A	.....	FQFEDXA	FD38H	.....	FQFEDH	FE19E	.....	FJBSAT5
FD20B	.....	FQFEDXB	FD38I	.....	FQFEDI	FE19F	.....	FJBSAT6
FD20C	.....	FQFEDXC	FD38J	.....	FQFEDJ	FE19G	.....	FJBSAT7
FD20D	.....	FQFEDXD	FD38K	.....	FQFEDK	FE20	.....	FJBSAT
FD20E	.....	FQFEDXE	FD38L	.....	FQFEDL	FE21	.....	FPAYGL
FD20F	.....	FQFEDXF	FD38M	.....	FQFEDM	FE22OC	.....	FPAYGW
FD20G	.....	FQFEDXG	FD38N	.....	FQFEDN	FE23	.....	FPAYNL
FD20H	.....	FQFEDXH	FD38O	.....	FQFEDO	FE24OC	.....	FPAYNW
FD20I	.....	FQFEDXI	FD38P	.....	FQFEDP	FE25	.....	FPAYSLP
FD20J	.....	FQFEDXJ	FD38Q	.....	FQFEDQ	FE27	.....	FPAYUSL
FD20K	.....	FQFEDXK	FD38R	.....	FQFEDR	FE28	.....	FPAYU
FD21A	.....	FNQFEXA	FD38S	.....	FQFEDS	FE29OC	.....	FPAYUW
FD21B	.....	FNQFEXB	FD39A	.....	FNQFEDA	FE30	.....	FPAYUG
FD21C	.....	FNQFEXC	FD39B	.....	FNQFEDB	FE31A	.....	FPAYDF1
FD21E	.....	FNQFEXE	FD39C	.....	FNQFEDC	FE31B	.....	FPAYDF2
FD21F	.....	FNQFEXF	FD39D	.....	FNQFEDD	FE31C	.....	FPAYDF3
FD21G	.....	FNQFEXG	FD39E	.....	FNQFEDE	FE31D	.....	FPAYDF4
FD21H	.....	FNQFEXH	FD39F	.....	FNQFEDF	FE31E	.....	FPAYDF5
FD21I	.....	FNQFEXI	FD39G	.....	FNQFEDG	FE31F	.....	FPAYDF6
FD21J	.....	FNQFEXJ	FD39H	.....	FNQFEDH	FE31G	.....	FPAYDF7
FD21K	.....	FNQFEXK	FD39I	.....	FNQFEDI	FE31H	.....	FPAYDF8
FD22	.....	FMLSTAT	FD39J	.....	FNQFEDJ	FE32	.....	FJBONUS
FD23	.....	FMLCHNG	FD39K	.....	FNQFEDK	FE33	.....	FJBRISE
FD24M	.....	FMLCHM	FD39L	.....	FNQFEDL	FE34	.....	FTUJBPL
FD24Y	.....	FMLCHY	FD39M	.....	FNQFEDM	FE35	.....	FTUIN1
FD25DST	...	FPLBORND	FD39N	.....	FNQFEDN	FE36	.....	FTUIN2
FD25OS	....	FPLBORNC	FD39O	.....	FNQFEDO	FE37	.....	FJBOPPS
FD26	.....	FYR2UK	FD39P	.....	FNQFEDP	FE38	.....	FJBTIME
FD28	.....	FRACE	FD39Q	.....	FNQFEDQ	FE39	.....	FJBPEN
FD30	.....	FSCEND	FD39R	.....	FNQFEDR	FE40	.....	FJBPENM
FD30NA	.....	FSCHOOL	FD39S	.....	FNQFEDS	FE42D	.....	FJBBGD
FD31	.....	FSCTYPE	FD40	.....	FBPAR16	FE42M	.....	FJBBGM
FD32	.....	FSCNOW	FD41	.....	FLVHMAG	FE42Y	.....	FJBBGY
FD33	.....	FFETYPE	FD42	.....	FWHR14	FE43	.....	FJBBGLY
FD34	.....	FFEEND	FD43	.....	FPAPERR	FE44	.....	FPAYS
FD34NA	.....	FFENOW	FD44	.....	FPAPERM	FE45C	.....	FPAYSW
FD35	.....	FQFHAS	FD45	.....	FPAPERP	FE46	.....	FPAYSG
FD36A	.....	FQFA	FE1	.....	FJBHAS	FE49	.....	FPAYLY
FD36B	.....	FQFB	FE2	.....	FJBOFF	FE50OC	.....	FPAYLYW
FD36C	.....	FQFC	FE3	.....	FJBOFFY	FE51	.....	FPAYLYG
FD36D	.....	FQFD	FE4	.....	FJBTERM	FE55	.....	FJSBOSS
FD36E	.....	FQFE	FE5	.....	FJBSOC	FE56	.....	FJSSIZE
FD36F	.....	FQFF	FE6	.....	FJBSIC	FE57	.....	FJSHRS
FD36G	.....	FQFG	FE7	.....	FJBSEMP	FE58	.....	FJSHRLK
FD36H	.....	FQFH	FE8	.....	FJBMNGR	FE59	.....	FJSTIME

FE60	FJSTYPE	FE93	FJUHRSL	FF3B08	FFR08
FE61	FJSACCS	FE94A	FEPROSG	FF3B09	FFR09
FE62	FJSPRF	FE94B	FEPROSH	FF3B10	FFR10
FE63BM	FJSPRBM	FE95	FEAAGE	FF3B11	FFR11
FE63BY	FJSPRBY	FE96A	FJBHHA	FF3B12	FFR12
FE63EM	FJSPREM	FE96B	FJBHHB	FF3B13	FFR13
FE63EY	FJSPREY	FE96C	FJBHHC	FF3B14	FFR14
FE64	FJSPAYL	FE96D	FJBHHD	FF3B15	FFR15
FE65BM	FJSPYBM	FE96E	FJBHHE	FF3B16	FFR16
FE65BY	FJSPYBY	FE96F	FJBHHF	FF3B17	FFR17
FE65EM	FJSPYEM	FE97	FJBUB	FF3BAL	FFRALL
FE65EY	FJSPYEY	FE98	FJBUBY	FF3C	FFRNOW
FE66	FJSPL	FE99	FJ2HAS	FF3D	FFRVAL
FE67	FJSTTWT	FE100	FJ2SOC	FF3EOC	FFRW
FE68	FJSTTWM	FE101	FJ2SEMP	FF3F	FFRJT
FE69A	FJSSAT1	FE102	FJ2HRS	FF3FPN	FFRJTPN
FE69B	FJSSAT2	FE103	FJ2PAY	FF3SEQ	FFISEQ
FE69C	FJSSAT3	FE104A	FIVEA	FF4	FFISIT
FE69D	FJSSAT4	FE104B	FIVEB	FF5	FFISITC
FE69E	FJSSAT5	FE104C	FIVEC	FF6	FFISITY
FE70	FJSSAT	FE104D	FIVED	FF63I	FPRF125
FE71D	FJSBGD	FE104E	FIVEE	FF7	FFISITX
FE71M	FJSBGM	FEG3	PID	FF8	FFIYRDI
FE71Y	FJSBGY	FEG4	FHGSEX	FF9	FFIYRDIU
FE72	FJBED	FEG4M	FHGMBM	FF10	FSAVE
FE73A	FJBED1	FEG4Y	FHGBY	FF11	FSAVED
FE73B	FJBED2	FEG6	FIVIOW5	FF12	FSAVEY1
FE73C	FJBED3	FEG6	FIVLYR	FF12	FSAVEY2
FE73D	FJBED4	FEG7	FIVIEVR	FF13	FPPPEN
FE73E	FJBED5	FEG8	FIVELIG	FF14	FPENB4
FE74A	FJBEDQ	FEG9	FHHMEM	FF15	FPENB4YR
FE74B	FJBEDP1	FEG9	FHHMEM	FF16	FPENB4V
FE75	FEPROSA	FEG9	FHHMEM	FF17OC	FPENB4W
FE75	FEPROSB	FEG10	FNEWHY	FF18	FPENYR
FE75	FEPROSC	FEG10	FNEWHY	FF19	FPENADD
FE75	FEPROSD	FEG10	FNEWHY	FF20	FPENADV
FE75	FEPROSE	FEG11	FLVWHY	FF21OC	FPENADW
FE75	FEPROSF	FEG12M	FLVMN	FF22	FFTEXHH
FE77M1	FJBCHC1	FEG12M	FNEMNJJN	FF23A1	FFTEXA
FE77M2	FJBCHC2	FEG12M	FNEMNJJN	FF23A2	FFTEXB
FE77M3	FJBCHC3	FEG12M	FNEMNJJN	FF23A3	FFTEXC
FE79	FXPCHCF	FEG12Y	FNEYRJJN	FF23B11	FFTEXA1
FE80	FXPCHC	FEG12Y	FLVYR	FF23B12	FFTEXB1
FE81	FHUXPCH	FEG12Y	FNEYRJJN	FF23B13	FFTEXC1
FE82	FHUNURS	FEG12Y	FNEYRJJN	FF23B21	FFTEXA2
FE83	FJULK1	FEG13	FLVLOC	FF23B22	FFTEXB2
FE84	FJULK4	FEG14	FIVFIO	FF23B23	FFTEXC2
FE85A	FJULKA	FEG15	FIVRREF	FF23B31	FFTEXA3
FE85B	FJULKB	FEG16	FIVIREIS	FF23B32	FFTEXB3
FE85C	FJULKC	FF2	FNFR	FF23B33	FFTEXC3
FE85D	FJULKD	FF2	FNF1	FF23B41	FFTEXA4
FE85E	FJULKE	FF3A	FFICODE	FF23B42	FFTEXB4
FE86	FJULKJB	FF3B01	FFR01	FF23B43	FFTEXC4
FE87	FJUBGN	FF3B02	FFR02	FF23B51	FFTEXA5
FE88	FJUSPEC	FF3B03	FFR03	FF23B52	FFTEXB5
FE89	FJUSOC	FF3B04	FFR04	FF23B53	FFTEXC5
FE90	FJUHRXS	FF3B05	FFR05	FF23B61	FFTEXA6
FE91	FJUPAYX	FF3B06	FFR06	FF23B62	FFTEXB6
FE92	FJUPAYL	FF3B07	FFR07	FF23B63	FFTEXC6



FF23C1 . . . . .	FFTEXAV	FF155 . . . . .	FF155	FH39A . . . . .	FXPHSD1
FF23C2 . . . . .	FFTEXBV	FF156 . . . . .	FF156	FH39B . . . . .	FXPHSD2
FF23C3 . . . . .	FFTEXCV	FF157 . . . . .	FF157	FH40 . . . . .	FXPHSDB
FF23DOC1 . . . . .	FFTEXAW	FF158 . . . . .	FF158	FH41A . . . . .	FHSTLT
FF23DOC2 . . . . .	FFTEXBW	FF159 . . . . .	FF159	FH41A . . . . .	FHSGDN
FF23DOC3 . . . . .	FFTEXCW	FH0AD . . . . .	FHHDOI	FH41A . . . . .	FHSHKCH
FF24 . . . . .	FSPINHH	FH0AM . . . . .	FHHMOI	FH41A . . . . .	FHSBTH
FF25A . . . . .	FHUBUYS	FH0AY . . . . .	FHHYOI	FH41B . . . . .	FHSGDNS
FF25B . . . . .	FHUFYRS	FH0C . . . . .	FHSTYPE	FH41B . . . . .	FHSTLTS
FF25C . . . . .	FHUMOPS	FH1A . . . . .	FHSRINS	FH41B . . . . .	FHSHKCHS
FF25D . . . . .	FHUIRON	FH2 . . . . .	FHSROOM	FH41B . . . . .	FHSBTHS
FF26 . . . . .	FHHCH12	FH3 . . . . .	FHSOWND	FH42 . . . . .	FHEATCH
FF27 . . . . .	FHUSITS	FH4M1 . . . . .	FHSOWR1	FH43 . . . . .	FHEATYP
FF28 . . . . .	FHOWLNG	FH4M2 . . . . .	FHSOWR2	FH44A . . . . .	FHSPRBG
FF29 . . . . .	FCARUSE	FH5 . . . . .	FHSVAL	FH44B . . . . .	FHSPRBH
FF30 . . . . .	DFWLD	FH6 . . . . .	FMGHAVE	FH44C . . . . .	FHSPRBI
FF31 . . . . .	DFWLD1	FH7 . . . . .	FHSOWRP	FH44D . . . . .	FHSPRBJ
FF31 . . . . .	DFWLD2	FH8 . . . . .	FMGYNOT	FH44E . . . . .	FHSPRBK
FF31 . . . . .	DFWLD3	FH9 . . . . .	FHSCOST	FH44F . . . . .	FHSPRBL
FF31 . . . . .	DFWLD4	FH10 . . . . .	FHSYR0	FH44G . . . . .	FHSPRBM
FF32A . . . . .	FIVFA	FH12 . . . . .	FMGYR0	FH44H . . . . .	FHSPRBN
FF32B . . . . .	FIVFB	FH13 . . . . .	FMGLY	FH44I . . . . .	FHSPRBO
FF32C . . . . .	FIVFC	FH14 . . . . .	FHSIVW5	FH44J . . . . .	FHSPRBP
FF32D . . . . .	FIVFD	FH17 . . . . .	FMGOLD	FH44K . . . . .	FHSPRBQ
FF32E . . . . .	FIVFE	FH18 . . . . .	FMGLIFE	FH45 . . . . .	FHSTAX
FF33H . . . . .	FIVFOIH	FH19 . . . . .	FMGTYPE	FH46 . . . . .	FCDHAVE
FF33M . . . . .	FIVFOIM	FH20 . . . . .	FMGXTRA	FH47A . . . . .	FCD1USE
FF34 . . . . .	FIVSC	FH21 . . . . .	FMGNEW	FH47B . . . . .	FCD2USE
FF101 . . . . .	FF101	FH22A . . . . .	FMGXTY1	FH47D . . . . .	FCD4USE
FF102 . . . . .	FF102	FH22B . . . . .	FMGXTY2	FH47F . . . . .	FCD6USE
FF103 . . . . .	FF103	FH22C . . . . .	FMGXTY3	FH47G . . . . .	FCD7USE
FF104 . . . . .	FF104	FH22D . . . . .	FMGXTY4	FH47H . . . . .	FCD8USE
FF105 . . . . .	FF105	FH22E . . . . .	FMGXTY5	FH47I . . . . .	FCD9USE
FF106 . . . . .	FF106	FH23 . . . . .	FXPMG	FH48 . . . . .	FCDBGHT
FF116 . . . . .	FF116	FH24A . . . . .	FXPMG1	FH49A . . . . .	FCD1NEW
FF117 . . . . .	FF117	FH24B . . . . .	FXPMG2	FH49B . . . . .	FCD2NEW
FF118 . . . . .	FF118	FH24C . . . . .	FXPMG3	FH49C . . . . .	FCD10NEW
FF119 . . . . .	FF119	FH24D . . . . .	FXPMG4	FH49C . . . . .	FCD10USE
FF120 . . . . .	FF120	FH25 . . . . .	FMGTOT	FH49D . . . . .	FCD11NEW
FF121 . . . . .	FF121	FH26 . . . . .	FHSJB	FH49D . . . . .	FCD11USE
FF122 . . . . .	FF122	FH27M1 . . . . .	FRENTP1	FH49D . . . . .	FCD4NEW
FF123 . . . . .	FF123	FH27M2 . . . . .	FRENTP2	FH49F . . . . .	FCD6NEW
FF124 . . . . .	FF124	FH28 . . . . .	FRENTLL	FH49G . . . . .	FCD7NEW
FF125 . . . . .	FF125	FH29 . . . . .	FRENTF	FH49H . . . . .	FCD8NEW
FF131 . . . . .	FF131	FH31 . . . . .	FRENT	FH49I . . . . .	FCD9NEW
FF132 . . . . .	FF132	FH32 . . . . .	FRENTW	FH49J . . . . .	FCD12NEW
FF133 . . . . .	FF133	FH33A . . . . .	FRENT1	FH49J . . . . .	FCD12USE
FF135 . . . . .	FF135	FH33B . . . . .	FRENT7	FH50 . . . . .	FCDNUXP
FF136 . . . . .	FF136	FH33C . . . . .	FRENT2	FH51 . . . . .	FHSPC
FF137 . . . . .	FF137	FH33D . . . . .	FRENT3	FH52 . . . . .	FHSWPC
FF138 . . . . .	FF138	FH33E . . . . .	FRENT4	FH53 . . . . .	FPCWHEN
FF139 . . . . .	FF139	FH33F . . . . .	FRENT5	FH54 . . . . .	FPCMODM
FF140 . . . . .	FF140	FH33G . . . . .	FRENT8	FH55 . . . . .	FPCNET
FF141 . . . . .	FF141	FH33H . . . . .	FRENT6	FH56 . . . . .	FPCUSR4
FF142 . . . . .	FF142	FH34 . . . . .	FRENTHB	FH56 . . . . .	FPCUSR3
FF151 . . . . .	FF151	FH35 . . . . .	FRENTG	FH56 . . . . .	FPCUSR5
FF152 . . . . .	FF152	FH36 . . . . .	FRENTG	FH56 . . . . .	FPCUSR6
FF153 . . . . .	FF153	FH37 . . . . .	FRENTGW	FH56 . . . . .	FPCUSR2
FF154 . . . . .	FF154	FH38 . . . . .	FXPHSDF	FH56 . . . . .	FPCUSR1

FH57A	FPCUSE1	FJ8M	FCJSBGM	FM5E	FHLLTE
FH57B	FPCUSE2	FJ8Y	FCJSBGY	FM6	FHLLTW
FH57C	FPCUSE3	FJ9	FNEMST	FM7	FHLENDW
FH57D	FPCUSE4	FJ10D	FCJSBGD	FM8	FHLLTWA
FH57E	FPCUSE5	FJ10M	FCJSBGM	FM9	FHL2GP
FH57F	FPCUSE6	FJ10Y	FCJSBGY	FM10	FXDTS
FH57G	FPCUSE7	FJ11	FCJSBLY	FM11	FNXDTS
FH58	FPCUSES	FJ12	FJHSTAT	FM12	FHOSP
FH59	FXPHP	FJ13D	FJHBGD	FM13	FHOSPD
FH60	FXPHPDF	FJ13M	FJHBGM	FM15	FHOSPCH
FH61A	FHSCAND	FJ13Y	FJHBGY	FM16	FHOSPNHS
FH61A	FHSCANA	FJ15	FNJBS	FM17	FHLCVR
FH61A	FHSCANC	FJ17	FJHSOC	FM18	FHLCVRH
FH61A	FHSCANB	FJ19	FJHSEMP	FM19	FHLCVRL
FH61A	FHSCANE	FJ20	FJHBOSS	FM20	FHLSV
FH61A	FHSCANF	FJ21	FJHSECT	FM21A	FHLSVA
FH61B	FHSCNTA	FJ22	FJHMNGR	FM21B	FHLSVB
FH61B	FHSCNTC	FJ24	FJHPLDF	FM21C	FHLSVC
FH61B	FHSCNTF	FJ25	FJHSIC	FM21D	FHLSVD
FH61B	FHSCNTE	FJ26	FJHSIZE	FM21E	FHLSVE
FH61B	FHSCNTD	FJ27	FJHPAYL	FM21F	FHLSVF
FH61B	FHSCNTB	FJ28OC	FJHPYLW	FM21G	FHLSVG
FH62	FXPFOOD	FJ29	FJHPYLG	FM21H	FHLSVH
FH63	FNCARS	FJ30	FJHSTPY	FM21I	FHLSVI
FH64	FCAROWN	FJ31	FJBLKY	FM21J	FHLSVL
FH65M1	FIVH1	FJ34	FJBHAD	FM21K	FHLSVM
FH65M2	FIVH2	FJ35	FJLEND	FM21L1	FHLSVJ
FH65M3	FIVH3	FJ36	FJLSOC	FM21L2	FHLSVK
FHG2	FHGR2R	FJ37	FJLSIC	FM22A	FHLSVAN
FHG3	FHGSEX	FJ38	FJLSEMP	FM22B	FHLSVBN
FHG4M	FHGBM	FJ39	FJLBOSS	FM22C	FHLSVCN
FHG4Y	FHGBY	FJ40	FJLMNGR	FM22D	FHLSVDN
FHG8	FMASTAT	FJ41	FJLSIZE	FM22E	FHLSVEN
FHG8	FMASTAT	FJ42A	FIVJA	FM22F	FHLSVFN
FHG9	FHGSPN	FJ42B	FIVJB	FM22G	FHLSVGN
FHG9	FHGSPN	FJ42C	FIVJC	FM22H	FHLSVHN
FHG10	FHGEMP	FJ42D	FIVJD	FM22I	FHLSVIN
FHG11	FHGFNO	FJ42E	FIVJE	FM22J	FHLSVLN
FHG12	FHGMNO	FM1	FHLSTAT	FM22K	FHLSVMN
FHG13	FHGRA	FM2	FHLDSBL	FM22L1	FHLSVJN
FI1	FIV1	FM3A	FHLPRBA	FM22L2	FHLSVKN
FI2	FIV2	FM3B	FHLPRBB	FM23A	FHLSVAF
FI4	FIV4	FM3C	FHLPRBC	FM23B	FHLSVBF
FI5	FIV5	FM3D	FHLPRBD	FM23C	FHLSVCF
FI6A	FIV6A	FM3E	FHLPRBE	FM23D	FHLSVDF
FI6B	FIV6B	FM3F	FHLPRBF	FM23E	FHLSVEF
FI6C	FIV6C	FM3G	FHLPRBG	FM23F	FHLSVFF
FI6D	FIV6D	FM3H	FHLPRBH	FM23G	FHLSVGF
FI6E	FIV6E	FM3I	FHLPRBI	FM23H	FHLSVHF
FI7	FIV6F	FM3J	FHLPRBJ	FM23I	FHLSVIF
FI8	FIV7	FM3K	FHLPRBK	FM23J	FHLSVLF
FJ2	FEDNEW	FM3L	FHLPRBL	FM23K	FHLSVMF
FJ3A	FEDNEW1	FM3M	FHLPRBM	FM23L1	FHLSVJF
FJ3B	FEDNEW2	FM3M0	FHLPRB	FM23L2	FHLSVKF
FJ3C	FEDNEW3	FM4	FHLLT	FM24	FHLCCK
FJ3D	FEDNEW4	FM5A	FHLLTA	FM25A	FHLCCKA
FJ4A	FEDNEWQ	FM5B	FHLLTB	FM25B	FHLCCKB
FJ4B	FEDNEWP1	FM5C	FHLLTC	FM25C	FHLCCKC
FJ8D	FCJSBGD	FM5D	FHLLTD	FM25D	FHLCCKD

FM25E . . . . .	FHLCKE	FS1A . . . . .	FGHQA	FV10 . . . . .	FVOTE10A
FM25F . . . . .	FHLCKI	FS1B . . . . .	FGHQB	FV12 . . . . .	FVOTE6
FM25G . . . . .	FHLCKF	FS1C . . . . .	FGHQC	FV13A . . . . .	FOPISS1
FM25H . . . . .	FHLCKG	FS1D . . . . .	FGHQD	FV13B . . . . .	FOPISS2
FM25I . . . . .	FHLCKH	FS1E . . . . .	FGHQE	FV13C . . . . .	FOPISS3
FM26A . . . . .	FHLCKAN	FS1F . . . . .	FGHQF	FV13D . . . . .	FOPISS4
FM26B . . . . .	FHLCKBN	FS1G . . . . .	FGHQG	FV13E . . . . .	FOPISS5
FM26C . . . . .	FHLCKCN	FS1H . . . . .	FGHQH	FV14A . . . . .	FLACTA
FM26D . . . . .	FHLCKDN	FS1I . . . . .	FGHQI	FV14B . . . . .	FLACTB
FM26E . . . . .	FHLCKEN	FS1J . . . . .	FGHQJ	FV14C . . . . .	FLACTC
FM26F . . . . .	FHLCKIN	FS1K . . . . .	FGHQK	FV14D . . . . .	FLACTD
FM26G . . . . .	FHLCKFN	FS1L . . . . .	FGHQL	FV14E . . . . .	FLACTE
FM26H . . . . .	FHLCKGN	FS2A . . . . .	FOPFAMJ	FV14F . . . . .	FLACTF
FM26I . . . . .	FHLCKHN	FS2B . . . . .	FOPFAMK	FV14G . . . . .	FLACTG
FM27 . . . . .	FSMOKER	FS2C . . . . .	FOPFAML	FV14H . . . . .	FLACTH
FM28 . . . . .	FNCIGS	FS2D . . . . .	FOPFAMM	FV14I . . . . .	FLACTI
FM30 . . . . .	FAIDHH	FS2E . . . . .	FOPFAMN	FV14J . . . . .	FLACTJ
FM31P1 . . . . .	FAIDHUA	FS3A . . . . .	FLFSAT1	FV14K . . . . .	FLACTK
FM31P2 . . . . .	FAIDHUB	FS3B . . . . .	FLFSAT2	FV14L . . . . .	FLACTL
FM31P3 . . . . .	FAIDHUC	FS3C . . . . .	FLFSAT3	FV15 . . . . .	FYP PAR
FM32 . . . . .	FAIDXHH	FS3D . . . . .	FLFSAT4	FV16 . . . . .	FPYHLTH
FM33 . . . . .	FNAIDXHH	FS3E . . . . .	FLFSAT5	FV17 . . . . .	FPYHWRK
FM35 . . . . .	FAIDHU2	FS3F . . . . .	FLFSAT6	FV18 . . . . .	FPYSXED
FM35 . . . . .	FAIDHU1	FS3G . . . . .	FLFSAT7	FV19 . . . . .	FPYSXAG
FM36 . . . . .	FAIDHRS	FS3H . . . . .	FLFSAT8	FV20 . . . . .	FPYNYP
FM37A . . . . .	FIVMA	FS4A . . . . .	FLFSATO	FV20A1 . . . . .	FPYPNO1
FM37B . . . . .	FIVMB	FS4B . . . . .	FLFSATL	FV20A2 . . . . .	FPYPNO2
FM37C . . . . .	FIVMC	FS5A . . . . .	FNETSX1	FV20A3 . . . . .	FPYPNO3
FM37D . . . . .	FIVMD	FS5A . . . . .	FNETSX2	FV20B1 . . . . .	FPYAGE1
FM37E . . . . .	FIVME	FS5A . . . . .	FNETSX3	FV20B2 . . . . .	FPYAGE2
FP2B . . . . .	FPRRS2I	FS5B . . . . .	FNET1WR	FV20B3 . . . . .	FPYAGE3
FP2C . . . . .	FPRIPN	FS5B . . . . .	FNET2WR	FV21Y1 . . . . .	FPYWHR1
FP2D . . . . .	FPRWHY	FS5B . . . . .	FNET3WR	FV21Y2 . . . . .	FPYWHR2
FP3 . . . . .	FPPLEVR	FS5C . . . . .	FNET1AG	FV21Y3 . . . . .	FPYWHR3
FP10M . . . . .	FPRESBGM	FS5C . . . . .	FNET2AG	FV22Y1 . . . . .	FPYMAN1
FP10Y . . . . .	FPRESBGY	FS5C . . . . .	FNET3AG	FV22Y2 . . . . .	FPYMAN2
FP11 . . . . .	FPRESLY	FS5D . . . . .	FNET1JB	FV22Y3 . . . . .	FPYMAN3
FP23 . . . . .	FPRFEHQ	FS5D . . . . .	FNET2JB	FV23Y1 . . . . .	FPYARG1
FP25 . . . . .	FPRSEHQ	FS5D . . . . .	FNET3JB	FV23Y2 . . . . .	FPYARG2
FP51 . . . . .	FPRJBFT	FS5E . . . . .	FNET1PH	FV23Y3 . . . . .	FPYARG3
FP52M . . . . .	FPRJBBGM	FS5E . . . . .	FNET2PH	FV24Y1 . . . . .	FPYTLK1
FP52Y . . . . .	FPRJBBGY	FS5E . . . . .	FNET3PH	FV24Y2 . . . . .	FPYTLK2
FP53 . . . . .	FPRJBLY	FT2B . . . . .	FTELWHY	FV24Y3 . . . . .	FPYTLK3
FP54 . . . . .	FPREARN	FT45 . . . . .	FTLFIYRL	FV25Y1 . . . . .	FPYSMK1
FP63A . . . . .	FPRF101	FT50 . . . . .	FTLFIYR	FV25Y2 . . . . .	FPYSMK2
FP63B . . . . .	FPRF102	FV1A . . . . .	FOPPOLA	FV25Y3 . . . . .	FPYSMK3
FP63C . . . . .	FPRF116	FV1B . . . . .	FOPPOLB	FV26Y1 . . . . .	FPYSAD1
FP63D . . . . .	FPRF131	FV1C . . . . .	FOPPOLC	FV26Y2 . . . . .	FPYSAD2
FP63F . . . . .	FPRF135	FV1D . . . . .	FOPPOLD	FV26Y3 . . . . .	FPYSAD3
FP63G . . . . .	FPRF137	FV2 . . . . .	FOPCLS1	FV27Y1 . . . . .	FPYWOR1
FP63H . . . . .	FPRF139	FV3 . . . . .	FOPCLS2	FV27Y2 . . . . .	FPYWOR2
FP63J . . . . .	FPRF141	FV4 . . . . .	FVOTE3	FV27Y3 . . . . .	FPYWOR3
FP63NONE . . . . .	FPRFIRN	FV4 . . . . .	FOPCLS3	FV28AY1 . . . . .	FPYHSW1
FP64 . . . . .	FPRFITB	FV5 . . . . .	FVOTE1	FV28AY2 . . . . .	FPYHSW2
FPI1A . . . . .	FIVPA	FV6 . . . . .	FVOTE2	FV28AY3 . . . . .	FPYHSW3
FPI1B . . . . .	FIVPB	FV7 . . . . .	FVOTE4	FV28BY1 . . . . .	FPYHAP1
FPI1C . . . . .	FIVPC	FV8 . . . . .	FVOTE5	FV28BY2 . . . . .	FPYHAP2
FPI1D . . . . .	FIVPD	FV9 . . . . .	FVOTE9	FV28BY3 . . . . .	FPYHAP3
FPI1E . . . . .	FIVPE	FV10 . . . . .	FVOTE10B	FV28CY1 . . . . .	FPYHFM1

FV28CY2 . . . . .	FPYHFM2	FY20 . . . . .	FYPSMEV	FY79 . . . . .	FYPJBQC
FV28CY3 . . . . .	FPYHFM3	FY21 . . . . .	FYPSMAG	FY80 . . . . .	FYPJBQD
FV28DY1 . . . . .	FPYHFR1	FY22 . . . . .	FYPSMOF	FY81 . . . . .	FYPJBQE
FV28DY2 . . . . .	FPYHFR2	FY23 . . . . .	FYPSMLW	FY82 . . . . .	FYPJBQT
FV28DY3 . . . . .	FPYHFR3	FY24 . . . . .	FYPSMYR	FY83 . . . . .	FYPEVNT3
FV28EY1 . . . . .	FPYHLF1	FY25 . . . . .	FYPSMPA	FY83 . . . . .	FYPEVNT2
FV28EY2 . . . . .	FPYHLF2	FY26 . . . . .	FYPNOSM	FY83 . . . . .	FYPEVNT4
FV28EY3 . . . . .	FPYHLF3	FY27 . . . . .	FYPEDSM	FY83 . . . . .	FYPEVNT1
FV28Y1 . . . . .	FPYHLT1	FY28 . . . . .	FYPSMOP	GD0AD . . . . .	GDOID
FV29Y2 . . . . .	FPYHLT2	FY29 . . . . .	FYPDGSC	GD0AM . . . . .	GDOIM
FV29Y3 . . . . .	FPYHLT3	FY30 . . . . .	FYPDGPA	GD0AY . . . . .	GDOIY
FV30 . . . . .	FPYRA	FY31 . . . . .	FYPDGWH	GD0B . . . . .	GIVLYR
FV31Y1 . . . . .	FPYSAT1	FY32 . . . . .	FYPDGFR	GD0C . . . . .	GIVIEVR
FV31Y2 . . . . .	FPYSAT2	FY33 . . . . .	FYPDGYR	GD0D . . . . .	GRACH12
FV31Y3 . . . . .	FPYSAT3	FY34 . . . . .	FYPNODG	GD1H . . . . .	GIVSOIH
FV32AY1 . . . . .	FPYSTY1	FY35 . . . . .	FYPOPHD	GD1M . . . . .	GIVSOIM
FV32AY2 . . . . .	FPYSTY2	FY36 . . . . .	FYPOPHA	GD2 . . . . .	GLKNBRD
FV32AY3 . . . . .	FPYSTY3	FY37 . . . . .	FYPOPHE	GD3 . . . . .	GLKMOVE
FV32B1Y1 . . . . .	FPYTAE1	FY38 . . . . .	FYPOPHC	GD4 . . . . .	GLKMOVY
FV32B1Y2 . . . . .	FPYTAE2	FY39 . . . . .	FYPMENU	GD5 . . . . .	GPLNEW
FV32B1Y3 . . . . .	FPYTAE3	FY40 . . . . .	FYPHLTA	GD6M . . . . .	GPLNOWM
FV32B2Y1 . . . . .	FPYTAM1	FY41 . . . . .	FYPHLTB	GD6Y . . . . .	GPLNOWY
FV32B2Y2 . . . . .	FPYTAM2	FY42 . . . . .	FYPSAD	GD7 . . . . .	GMOVJB
FV32B2Y3 . . . . .	FPYTAM3	FY43 . . . . .	FYPWOR	GD8A . . . . .	GMOVJBA
FV32B3Y1 . . . . .	FPYTAS1	FY44 . . . . .	FYPBULL	GD8B . . . . .	GMOVJBB
FV32B3Y2 . . . . .	FPYTAS2	FY45 . . . . .	FYPLONE	GD8C . . . . .	GMOVJBC
FV32B3Y3 . . . . .	FPYTAS3	FY46 . . . . .	FYPESTA	GD8D . . . . .	GMOVJBD
Fv32C1Y1 . . . . .	FPYSTE1	FY47 . . . . .	FYPESTB	GD8E . . . . .	GMOVJBE
FV32C1Y2 . . . . .	FPYSTE2	FY48 . . . . .	FYPESTC	GD8F . . . . .	GMOVJBF
FV32C1Y3 . . . . .	FPYSTE3	FY49 . . . . .	FYPESTD	GD8G . . . . .	GMOVJBG
FV32C2Y1 . . . . .	FPYSTM1	FY50 . . . . .	FYPESTE	GD8H . . . . .	GMOVJBH
FV32C2Y2 . . . . .	FPYSTM2	FY51 . . . . .	FYPESTF	GD8I . . . . .	GMOVJBI
FV32C2Y3 . . . . .	FPYSTM3	FY52 . . . . .	FYPESTG	GD9M1 . . . . .	GMOVY1
FV32C3Y1 . . . . .	FPYSTS1	FY53 . . . . .	FYPHSW	GD9M2 . . . . .	GMOVY2
FV32C3Y2 . . . . .	FPYSTS2	FY54 . . . . .	FYPHAP	GD10M . . . . .	GDOBM
FV32C3Y3 . . . . .	FPYSTS3	FY55 . . . . .	FYPHFM	GD10Y . . . . .	GDOBY
FV32PNO . . . . .	FPYSPN1	FY56 . . . . .	FYPHFR	GD11 . . . . .	GSEX
FV32PNO . . . . .	FPYSPN2	FY57 . . . . .	FYPHLF	GD13M1 . . . . .	GCITZN1
FV32PNO . . . . .	FPYSPN3	FY58 . . . . .	FYPOPLA	GD13M2 . . . . .	GCITZN2
FY1 . . . . .	FYPTVBR	FY59 . . . . .	FYPOPLB	GD14 . . . . .	GJBSTAT
FY2 . . . . .	FYTVHRS	FY60 . . . . .	FYPOPLC	GD15 . . . . .	GEDLYR
FY3 . . . . .	FYTVLMT	FY61 . . . . .	FYPOPLB	GD16M . . . . .	GEDENDM
FY4 . . . . .	FYTVSTP	FY62 . . . . .	FYPOPLC	GD16Y . . . . .	GEDENDY
FY5 . . . . .	FYPCOMP	FY63 . . . . .	FYPVTE6	GD17 . . . . .	GEDTYPE
FY6 . . . . .	FYPPALS	FY64 . . . . .	FYPVTE3	GD18 . . . . .	GQFX
FY7 . . . . .	FYPUTEL	FY65 . . . . .	FYPOPLR	GD19A . . . . .	GQFXA
FY8 . . . . .	FYPLATE	FY66 . . . . .	FYPNBKS	GD19B . . . . .	GQFXB
FY9 . . . . .	FYPARGM	FY67 . . . . .	FYPOPSC	GD19C . . . . .	GQFXC
FY10 . . . . .	FYPARGF	FY68 . . . . .	FYPPASC	GD19D . . . . .	GQFXD
FY11 . . . . .	FYPTLKM	FY69 . . . . .	FYPLVSC	GD19E . . . . .	GQFXE
FY12 . . . . .	FYPTLKF	FY70 . . . . .	FYPLVHM	GD19F . . . . .	GQFXF
FY13 . . . . .	FYPTLKP	FY71 . . . . .	FYPAMAR	GD19G . . . . .	GQFXG
FY14 . . . . .	FYPNPAL	FY72 . . . . .	FYPAPAR	GD19H . . . . .	GQFXH
FY15 . . . . .	FYPFGHT	FY73 . . . . .	FYPWHRS	GD19I . . . . .	GQFXI
FY16 . . . . .	FYPEATN	FY74 . . . . .	FYPPAY	GD19J . . . . .	GQFXJ
FY17L . . . . .	FYPPKML	FY75 . . . . .	FYPSOC	GD19K . . . . .	GQFXK
FY17P . . . . .	FYPPKMP	FY76 . . . . .	FYPSOCY	GD19L . . . . .	GQFXL
FY18 . . . . .	FYPBEAU	FY77 . . . . .	FYPJBQA	GD19M . . . . .	GQFXM
FY19 . . . . .	FYPDKLM	FY78 . . . . .	FYPJBQB	GD19N . . . . .	GQFXN

GD20 . . . . .	GQFEDX	GD40G . . . . .	GQFEDG	GE2 . . . . .	GJBOFF
GD21A . . . . .	GQFEDXA	GD40H . . . . .	GQFEDH	GE3 . . . . .	GJBOFFY
GD21B . . . . .	GQFEDXB	GD40I . . . . .	GQFEDI	GE4 . . . . .	GJBTERM
GD21C . . . . .	GQFEDXC	GD40J . . . . .	GQFEDJ	GE5 . . . . .	GJBSOC
GD21D . . . . .	GQFEDXD	GD40K . . . . .	GQFEDK	GE6 . . . . .	GJBSIC
GD21E . . . . .	GQFEDXE	GD40L . . . . .	GQFEDL	GE6 . . . . .	GJBSIC92
GD21F . . . . .	GQFEDXF	GD40M . . . . .	GQFEDM	GE7 . . . . .	GJBSEMP
GD21G . . . . .	GQFEDXG	GD40N . . . . .	GQFEDN	GE8 . . . . .	GJBMNGR
GD21H . . . . .	GQFEDXH	GD40O . . . . .	GQFEDO	GE10 . . . . .	GJBSIZE
GD21I . . . . .	GQFEDXI	GD40P . . . . .	GQFEDP	GE11 . . . . .	GJBHRS
GD21J . . . . .	GQFEDXJ	GD40Q . . . . .	GQFEDQ	GE12 . . . . .	GJBOT
GD21K . . . . .	GQFEDXK	GD40R . . . . .	GQFEDR	GE13 . . . . .	GJBOTPD
GD22A . . . . .	GNQFEXA	GD40S . . . . .	GQFEDS	GE14 . . . . .	GJBHRLK
GD22B . . . . .	GNQFEXB	GD41A . . . . .	GNQFEDA	GE15 . . . . .	GJBPL
GD22C . . . . .	GNQFEXC	GD41B . . . . .	GNQFEDB	GE16 . . . . .	GJBTTWT
GD22E . . . . .	GNQFEXE	GD41C . . . . .	GNQFEDC	GE17 . . . . .	GJBTTWM
GD22F . . . . .	GNQFEXF	GD41D . . . . .	GNQFEDD	GE18A . . . . .	GJBSAT1
GD22G . . . . .	GNQFEXG	GD41E . . . . .	GNQFEDE	GE18B . . . . .	GJBSAT2
GD22H . . . . .	GNQFEXH	GD41F . . . . .	GNQFEDF	GE18C . . . . .	GJBSAT3
GD22I . . . . .	GNQFEXI	GD41G . . . . .	GNQFEDG	GE18D . . . . .	GJBSAT4
GD22J . . . . .	GNQFEXJ	GD41H . . . . .	GNQFEDH	GE18E . . . . .	GJBSAT5
GD22K . . . . .	GNQFEXK	GD41I . . . . .	GNQFEDI	GE18F . . . . .	GJBSAT6
GD23 . . . . .	GMLSTAT	GD41J . . . . .	GNQFEDJ	GE18G . . . . .	GJBSAT7
GD24 . . . . .	GMLCHNG	GD41K . . . . .	GNQFEDK	GE19 . . . . .	GJBSAT
GD25M . . . . .	GMLCHM	GD41L . . . . .	GNQFEDL	GE20 . . . . .	GPAYGL
GD25Y . . . . .	GMLCHY	GD41M . . . . .	GNQFEDM	GE21OC . . . . .	GPAYGW
GD26DST . . . . .	GPLBORND	GD41N . . . . .	GNQFEDN	GE22 . . . . .	GPAYNL
GD26OS . . . . .	GPLBORNC	GD41O . . . . .	GNQFEDO	GE23OC . . . . .	GPAYNW
GD27 . . . . .	GYR2UK	GD41P . . . . .	GNQFEDP	GE24 . . . . .	GPAYSLP
GD30 . . . . .	GRACE	GD41Q . . . . .	GNQFEDQ	GE26 . . . . .	GPAYUSL
GD32NA . . . . .	GSCHOOL	GD41R . . . . .	GNQFEDR	GE27 . . . . .	GPAYU
GD32 . . . . .	GSCEND	GD41S . . . . .	GNQFEDS	GE28OC . . . . .	GPAYUW
GD33 . . . . .	GSCTYPE	GD42 . . . . .	GCRWORA	GE29 . . . . .	GPAYUG
GD34 . . . . .	GSCNOW	GD43 . . . . .	GCRWORB	GE30A . . . . .	GPAYDF1
GD35 . . . . .	GFETYPE	GD44 . . . . .	GCRDARK	GE30B . . . . .	GPAYDF2
GD36NA . . . . .	GFENOW	GD45A . . . . .	GCRGRAF	GE30C . . . . .	GPAYDF3
GD36 . . . . .	GFEEND	GD45B . . . . .	GCRTEEN	GE30D . . . . .	GPAYDF4
GD37 . . . . .	GQFHAS	GD45C . . . . .	GCRDRNK	GE30E . . . . .	GPAYDF5
GD38A . . . . .	GQFA	GD45D . . . . .	GCRVAND	GE30F . . . . .	GPAYDF6
GD38B . . . . .	GQFB	GD45E . . . . .	GCRRACE	GE30G . . . . .	GPAYDF7
GD38C . . . . .	GQFC	GD45F . . . . .	GCRBURG	GE30H . . . . .	GPAYDF8
GD38D . . . . .	GQFD	GD45G . . . . .	GRCRCAR	GE44D . . . . .	GJBBGD
GD38E . . . . .	GQFE	GD45H . . . . .	GCRMUGG	GE44M . . . . .	GJBBGM
GD38F . . . . .	GQFF	GD46 . . . . .	GPAPERR	GE44Y . . . . .	GJBBGY
GD38G . . . . .	GQFG	GD47 . . . . .	GPAPERM	GE45 . . . . .	GJBBGLY
GD38H . . . . .	GQFH	GD48 . . . . .	GPAPERP	GE9 . . . . .	GJBSECT
GD38I . . . . .	GQFI	GD49 . . . . .	GPCUSE	GE32 . . . . .	GJBONUS
GD38J . . . . .	GQFJ	GD50A . . . . .	GPCUSEA	GE32 . . . . .	GJBONAM
GD38K . . . . .	GQFK	GD50B . . . . .	GPCUSEB	GE33 . . . . .	GJBONG
GD38L . . . . .	GQFL	GD50C . . . . .	GPCUSEC	GE34 . . . . .	GJBRISE
GD38M . . . . .	GQFM	GD50D . . . . .	GPCUSED	GE35 . . . . .	GTUJBPL
GD38N . . . . .	GQFN	GD50E . . . . .	GPCUSEE	GE36 . . . . .	GTUIN1
GD39 . . . . .	GQFED	GD50F . . . . .	GPCUSEF	GE37 . . . . .	GTUIN2
GD40A . . . . .	GQFEDA	GD50G . . . . .	GPCUSEG	GE38 . . . . .	GJBOPPS
GD40B . . . . .	GQFEDB	GD50H . . . . .	GPCUSEH	GE39 . . . . .	GJBOPCR
GD40C . . . . .	GQFEDC	GD50I . . . . .	GPCUSEI	GE40 . . . . .	GJBTIME
GD40D . . . . .	GQFEDD	GD51 . . . . .	GPCUSEM	GE41 . . . . .	GJBPEN
GD40E . . . . .	GQFEDE	GD52 . . . . .	GPCOFTN	GE42 . . . . .	GJBPENM
GD40F . . . . .	GQFEDF	GE1 . . . . .	GJBHAS	GE46 . . . . .	GPAYS

GE47OC . . . . .	GPAYSW	GE88C . . . . .	GEPROSC	GEG12M . . . . .	GLVMN
GE48 . . . . .	GPAYSG	GE88D . . . . .	GEPROSD	GEG12Y . . . . .	GLVYR
GE51 . . . . .	GPAYLY	GE88E . . . . .	GEPROSE	GEG13 . . . . .	GLVLOC
GE52OC . . . . .	GPAYLYW	GE88F . . . . .	GEPROSF	GEG14 . . . . .	GIVFIO
GE53 . . . . .	GPAYLYG	GE90M1 . . . . .	GJBCHC1	GEG15 . . . . .	GIVRREF
GE57 . . . . .	GJSBOSS	GE90M2 . . . . .	GJBCHC2	GEG16 . . . . .	GIVIREIS
GE58 . . . . .	GJSSIZE	GE90M3 . . . . .	GJBCHC3	GF2 . . . . .	GNF1
GE59 . . . . .	GJSHRS	GE92 . . . . .	GXPCHCF	GF2 . . . . .	GNFR
GE60 . . . . .	GJSHRLK	GE93 . . . . .	GXPCHC	GF3A . . . . .	GFICODE
GE61 . . . . .	GJSTIME	GE94 . . . . .	GHUXPCH	GF3BAL . . . . .	GFRALL
GE62 . . . . .	GJSTYPEB	GE95 . . . . .	GHUNURS	GF3B01 . . . . .	GFR01
GE63 . . . . .	GJSACCS	GE96 . . . . .	GJULK1	GF3B02 . . . . .	GFR02
GE64 . . . . .	GJSPART	GE97 . . . . .	GJULK4	GF3B03 . . . . .	GFR03
GE65BM . . . . .	GJSPRBM	GE98A . . . . .	GJULKA	GF3B04 . . . . .	GFR04
GE65BY . . . . .	GJSPRBY	GE98B . . . . .	GJULKB	GF3B05 . . . . .	GFR05
GE65EM . . . . .	GJSPREM	GE98C . . . . .	GJULKC	GF3B06 . . . . .	GFR06
GE65EY . . . . .	GJSPREY	GE98D . . . . .	GJULKD	GF3B07 . . . . .	GFR07
GE66 . . . . .	GJSPRF	GE98E . . . . .	GJULKE	GF3B08 . . . . .	GFR08
GE67 . . . . .	GJSPRLS	GE99 . . . . .	GJULKJB	GF3B09 . . . . .	GFR09
GE68 . . . . .	GJSPRTX	GE100 . . . . .	GJUBGN	GF3B10 . . . . .	GFR10
GE69 . . . . .	GJSPRNI	GE101 . . . . .	GJUSPEC	GF3B11 . . . . .	GFR11
GE70BM . . . . .	GJSPRBM	GE102 . . . . .	GJUSOC	GF3B12 . . . . .	GFR12
GE70BY . . . . .	GJSPRBY	GE103 . . . . .	GJUHRX	GF3B13 . . . . .	GFR13
GE70EM . . . . .	GJSPREM	GE104 . . . . .	GJUPAYX	GF3B14 . . . . .	GFR14
GE70EY . . . . .	GJSPREY	GE105 . . . . .	GJUPAYL	GF3B15 . . . . .	GFR15
GE71 . . . . .	GJSPRF	GE106 . . . . .	GJUHRSL	GF3B16 . . . . .	GFR16
GE72 . . . . .	GJSPRLS	GE107A . . . . .	GEPROSG	GF3B17 . . . . .	GFR17
GE73 . . . . .	GJSPRTX	GE107B . . . . .	GEPROSH	GF3C . . . . .	GFRNOW
GE74 . . . . .	GJSPRNI	GE108 . . . . .	GEAAGE	GF3D . . . . .	GFRVAL
GE71 . . . . .	GJSPRF	GE109A . . . . .	GJBHHA	GF3EOC . . . . .	GFRW
GE72 . . . . .	GJSPRLS	GE109B . . . . .	GJBHHB	GF3F . . . . .	GFRJT
GE73 . . . . .	GJSPRTX	GE109C . . . . .	GJBHHC	GF3FPN . . . . .	GFRJTPN
GE74 . . . . .	GJSPRNI	GE109D . . . . .	GJBHHD	GF3SEQ . . . . .	GFISEQ
GE75 . . . . .	GJSPAYU	GE109E . . . . .	GJBHHE	GF4 . . . . .	GFISIT
GE76 . . . . .	GJSPAYW	GE109F . . . . .	GJBHHF	GF5 . . . . .	GFISITC
GE77 . . . . .	GJSPYTX	GE110 . . . . .	GJBUB	GF6 . . . . .	GFISITY
GE78 . . . . .	GJSPYNI	GE111 . . . . .	GJBUBY	GF7 . . . . .	GFISITX
GE79 . . . . .	GJSPL	GE112 . . . . .	GJ2HAS	GF8 . . . . .	GFIYRDI
GE80 . . . . .	GJSTTWT	GE113 . . . . .	GJ2SOC	GF9 . . . . .	GFIYRDIU
GE81 . . . . .	GJSTTWM	GE114 . . . . .	GJ2SEMP	GF10 . . . . .	GSAVE
GE82A . . . . .	GJSSAT1	GE115 . . . . .	GJ2HRS	GF11 . . . . .	GSAVED
GE82B . . . . .	GJSSAT2	GE116 . . . . .	GJ2PAY	GF12 . . . . .	GSAVEY1
GE82C . . . . .	GJSSAT3	GE117A . . . . .	GIVEA	GF12 . . . . .	GSAVEY2
GE82D . . . . .	GJSSAT4	GE117B . . . . .	GIVEB	GF13 . . . . .	GPPPEN
GE82E . . . . .	GJSSAT5	GE117C . . . . .	GIVEC	GF14 . . . . .	GPENB4
GE83 . . . . .	GJSSAT	GE117D . . . . .	GIVED	GF15 . . . . .	GPENB4YR
GE84D . . . . .	GJSBGD	GE117E . . . . .	GIVEE	GF16 . . . . .	GPENB4V
GE84M . . . . .	GJSBGM	GEG3 . . . . .	PID	GF17OC . . . . .	GPENB4W
GE84Y . . . . .	GJSBGY	GEG4 . . . . .	GHGSEX	GF18 . . . . .	GPENYR
GE85 . . . . .	GJBED	GEG4M . . . . .	GHGBM	GF19 . . . . .	GPENADD
GE86A . . . . .	GJBED1	GEG4Y . . . . .	GHGBY	GF20 . . . . .	GPENADV
GE86B . . . . .	GJBED2	GEG6 . . . . .	GIVIOW6	GF21OC . . . . .	GPENADW
GE86C . . . . .	GJBED3	GEG7 . . . . .	GIVIEVR	GF22 . . . . .	GWINDF
GE86D . . . . .	GJBED4	GEG8 . . . . .	GIVELIG	GF23A . . . . .	GWINDFA
GE86E . . . . .	GJBED5	GEG9 . . . . .	GHHMEM	GF23B . . . . .	GWINDFB
GE87A . . . . .	GJBEDQ	GEG10 . . . . .	GNEWHY	GF23C . . . . .	GWINDFC
GE87B . . . . .	GJBEDP1	GEG12M . . . . .	GNEMNJJN	GF23D . . . . .	GWINDFD
GE88A . . . . .	GEPROSA	GEG12Y . . . . .	GNEYRJJN	GF23F . . . . .	GWINDFF
GE88B . . . . .	GEPROSB	GEG11 . . . . .	GLVWHY	GF23G . . . . .	GWINDFG

GF23H . . . . .	GWINDFH	GF41B . . . . .	GIVFB	GH13 . . . . .	GMGLY
GF23I . . . . .	GWINDFI	GF41C . . . . .	GIVFC	GH14 . . . . .	GHSIVW6
GF24A . . . . .	GWINDFAY	GF41D . . . . .	GIVFD	GH17 . . . . .	GMGOLD
GF24B . . . . .	GWINDFBY	GF41E . . . . .	GIVFE	GH18 . . . . .	GMGLIFE
GF24C . . . . .	GWINDFCY	GF42H . . . . .	GIVFOIH	GH19 . . . . .	GMGTYPE
GF24D . . . . .	GWINDFDY	GF42M . . . . .	GIVFOIM	GH20 . . . . .	GMGXTRA
GF24F . . . . .	GWINDFFY	GF43 . . . . .	GIVSC	GH21 . . . . .	GMGNEW
GF24G . . . . .	GWINDFGY	GF38 . . . . .	GCARUSE	GH22A . . . . .	GMGXTY1
GF24H . . . . .	GWINDFHY	GF101 . . . . .	GF101	GH22B . . . . .	GMGXTY2
GF24I . . . . .	GWINDFIY	GF102 . . . . .	GF102	GH22C . . . . .	GMGXTY3
GF25 . . . . .	GBSCON	GF103 . . . . .	GF103	GH22D . . . . .	GMGXTY4
GF26 . . . . .	GBSCNSP	GF104 . . . . .	GF104	GH22E . . . . .	GMGXTY5
GF27M1 . . . . .	GBSCNSP1	GF105 . . . . .	GF105	GH23 . . . . .	GXPMPG
GF27M2 . . . . .	GBSCNSP2	GF106 . . . . .	GF106	GH24A . . . . .	GXPMPG1
GF28A . . . . .	GXPMEAL	GF116 . . . . .	GF116	GH24B . . . . .	GXPMPG2
GF28B . . . . .	GXPLEIS	GF118 . . . . .	GF118	GH24C . . . . .	GXPMPG3
GF29 . . . . .	GFTEXHH	GF119 . . . . .	GF119	GH24D . . . . .	GXPMPG4
GF30A1 . . . . .	GFTEXA	GF120 . . . . .	GF120	GH25 . . . . .	GHSJB
GF30A2 . . . . .	GFTEXB	GF121 . . . . .	GF121	GH26M1 . . . . .	GREntp1
GF30A3 . . . . .	GFTEXC	GF122 . . . . .	GF122	GH26M2 . . . . .	GREntp2
GF30B11 . . . . .	GFTEXA1	GF123 . . . . .	GF123	GH27 . . . . .	GREntll
GF30B12 . . . . .	GFTEXB1	GF124 . . . . .	GF124	GH28 . . . . .	GREntf
GF30B13 . . . . .	GFTEXC1	GF125 . . . . .	GF125	GH30 . . . . .	GREnt
GF30B21 . . . . .	GFTEXA2	GF131 . . . . .	GF131	GH31 . . . . .	GREntw
GF30B22 . . . . .	GFTEXB2	GF132 . . . . .	GF132	GH32A . . . . .	GREnt1
GF30B23 . . . . .	GFTEXC2	GF133 . . . . .	GF133	GH32C . . . . .	GREnt2
GF30B31 . . . . .	GFTEXA3	GF142 . . . . .	GF142	GH32D . . . . .	GREnt3
GF30B32 . . . . .	GFTEXB3	GF135 . . . . .	GF135	GH32E . . . . .	GREnt4
GF30B33 . . . . .	GFTEXC3	GF136 . . . . .	GF136	GH32F . . . . .	GREnt5
GF30B41 . . . . .	GFTEXA4	GF137 . . . . .	GF137	GH32H . . . . .	GREnt6
GF30B42 . . . . .	GFTEXB4	GF138 . . . . .	GF138	GH32B . . . . .	GREnt7
GF30B43 . . . . .	GFTEXC4	GF139 . . . . .	GF139	GH32G . . . . .	GREnt8
GF30B51 . . . . .	GFTEXA5	GF140 . . . . .	GF140	GH33 . . . . .	GREnthb
GF30B52 . . . . .	GFTEXB5	GF141 . . . . .	GF141	GH34 . . . . .	GREntg
GF30B53 . . . . .	GFTEXC5	GF151 . . . . .	GF151	GH35 . . . . .	GREntg
GF30B61 . . . . .	GFTEXA6	GF152 . . . . .	GF152	GH36 . . . . .	GREntgw
GF30B62 . . . . .	GFTEXB6	GF153 . . . . .	GF153	GH37 . . . . .	GXPHSDF
GF30B63 . . . . .	GFTEXC6	GF154 . . . . .	GF154	GH38A . . . . .	GXPHSD1
GF30C1 . . . . .	GFTEXAV	GF155 . . . . .	GF155	GH38B . . . . .	GXPHSD2
GF30C2 . . . . .	GFTEXBV	GF156 . . . . .	GF156	GH39 . . . . .	GXPHSDB
GF30C3 . . . . .	GFTEXCV	GF157 . . . . .	GF157	GH40A . . . . .	GHSKCH
GF30DOC1 . . . . .	GFTEXAW	GF158 . . . . .	GF158	GH40B . . . . .	GHSKCHS
GF30DOC2 . . . . .	GFTEXBW	GF159 . . . . .	GF159	GH40A . . . . .	GHSBTH
GF30DOC3 . . . . .	GFTEXCW	GH0AD . . . . .	GHHDOI	GH40B . . . . .	GHSBTHS
GF31 . . . . .	GSPINHH	GH0AM . . . . .	GHHMOI	GH40A . . . . .	GHSTLT
GF32A . . . . .	GHUBUYS	GH0AY . . . . .	GHHYOI	GH40B . . . . .	GHSTLTS
GF32B . . . . .	GHUFRYS	GH0C . . . . .	GHSTYPE	GH40A . . . . .	GHSGDN
GF32C . . . . .	GHUMOPS	GH1A . . . . .	GHSRINS	GH40B . . . . .	GHSGDNS
GF32D . . . . .	GHUIRON	GH2 . . . . .	GHSROOM	GH41 . . . . .	GHEATCH
GF33 . . . . .	GFAIR1	GH3 . . . . .	GHSOWND	GH42 . . . . .	GHEATYP
GF34 . . . . .	GHHCH12	GH4M1 . . . . .	GHSOWR1	GH43A . . . . .	GXPGASY
GF35 . . . . .	GHUSITS	GH4M2 . . . . .	GHSOWR2	GH43B . . . . .	GXPLECY
GF36 . . . . .	GFAIR2	GH5 . . . . .	GHSVAL	GH43C . . . . .	GXPOLY
GF37 . . . . .	GHOWLNG	GH6 . . . . .	GMGHAVE	GH43D . . . . .	GXPSTFLY
GF40 . . . . .	GQALLIF1	GH7 . . . . .	GHSOWRP	GH44A . . . . .	GHSRNBG
GF40 . . . . .	GQALLIF2	GH8 . . . . .	GMGYNOT	GH44B . . . . .	GHSRNBH
GF40 . . . . .	GQALLIF3	GH9 . . . . .	GHSCOST	GH44C . . . . .	GHSRNB I
GF40 . . . . .	GQALLIF4	GH10 . . . . .	GHSYR0	GH44D . . . . .	GHSRNB J
GF41A . . . . .	GIVFA	GH12 . . . . .	GMGYR0	GH44E . . . . .	GHSRNBK

GH44F . . . . .	GHSPRBL	GH58D . . . . .	GHSCNTD	GJ27 . . . . .	GJHPAYL
GH44G . . . . .	GHSPRBM	GH58E . . . . .	GHSCNTE	GJ28OC . . . . .	GJHPYLW
GH44H . . . . .	GHSPRBN	GH58F . . . . .	GHSCNTF	GJ29 . . . . .	GJHPYLG
GH44I . . . . .	GHSPRBO	GH59 . . . . .	GXPFOOD	GJ30 . . . . .	GJHSTPY
GH44J . . . . .	GHSPRBP	GH60 . . . . .	GNCARS	GJ31 . . . . .	GJBLKY
GH44K . . . . .	GHSPRBQ	GH61 . . . . .	GCAROWN	GJ34 . . . . .	GJBHAD
GH45 . . . . .	GHSTAX	GH62 . . . . .	GCARVAL	GJ35 . . . . .	GJLEND
GH46 . . . . .	GHS2OWND	GH63M1 . . . . .	GIVH1	GJ36 . . . . .	GJLSOC
GH47 . . . . .	GHS2VAL	GH63M2 . . . . .	GIVH2	GJ37 . . . . .	GJLSIC
GH49 . . . . .	GMGTOT	GH63M3 . . . . .	GIVH3	GJ38 . . . . .	GJLSEMP
GH50 . . . . .	GCDHAVE	GHG2 . . . . .	GHGR2R	GJ39 . . . . .	GJLBOSS
GH52 . . . . .	GCDBGHT	GHG3 . . . . .	GHSEX	GJ40 . . . . .	GJLMNGR
GH51A . . . . .	GCD1USE	GHG4M . . . . .	GHGBM	GJ41 . . . . .	GJLSIZE
GH51B . . . . .	GCD2USE	GHG4Y . . . . .	GHGBY	GJ42A . . . . .	GIVJA
GH51C . . . . .	GCD10USE	GHG8 . . . . .	GMASTAT	GJ42B . . . . .	GIVJB
GH51D . . . . .	GCD11USE	GHG9 . . . . .	GHGSPN	GJ42C . . . . .	GIVJC
GH51E . . . . .	GCD3USE	GHG10 . . . . .	GHGEMP	GJ42D . . . . .	GIVJD
GH51F . . . . .	GCD4USE	GHG11 . . . . .	GHGFNO	GJ42E . . . . .	GIVJE
GH51G . . . . .	GCD5USE	GHG12 . . . . .	GHGMNO	GM1 . . . . .	GHLSTAT
GH51H . . . . .	GCD6USE	GHG13 . . . . .	GHGRA	GM2 . . . . .	GHLDSBL
GH51I . . . . .	GCD7USE	GI1 . . . . .	GIV1	GM3M0 . . . . .	GHLPRB
GH51J . . . . .	GCD8USE	GI2 . . . . .	GIV2	GM3A . . . . .	GHLPRBA
GH51K . . . . .	GCD9USE	GI4 . . . . .	GIV4	GM3B . . . . .	GHLPRBB
GH51L . . . . .	GCD12USE	GI5 . . . . .	GIV5	GM3C . . . . .	GHLPRBC
GH53A . . . . .	GCD1NEW	GI6A . . . . .	GIV6A	GM3D . . . . .	GHLPRBD
GH53B . . . . .	GCD2NEW	GI6B . . . . .	GIV6B	GM3E . . . . .	GHLPRBE
GH53C . . . . .	GCD10NEW	GI6C . . . . .	GIV6C	GM3F . . . . .	GHLPRBF
GH53D . . . . .	GCD11NEW	GI6D . . . . .	GIV6D	GM3G . . . . .	GHLPRBG
GH53E . . . . .	GCD3NEW	GI6E . . . . .	GIV6E	GM3H . . . . .	GHLPRBH
GH53F . . . . .	GCD4NEW	GI7 . . . . .	GIV6F	GM3I . . . . .	GHLPRBI
GH53G . . . . .	GCD5NEW	GI8 . . . . .	GIV7	GM3J . . . . .	GHLPRBJ
GH53H . . . . .	GCD6NEW	GJ2 . . . . .	GEDNEW	GM3K . . . . .	GHLPRBK
GH53I . . . . .	GCD7NEW	GJ3A . . . . .	GEDNEW1	GM3L . . . . .	GHLPRBL
GH53J . . . . .	GCD8NEW	GJ3B . . . . .	GEDNEW2	GM3M . . . . .	GHLPRBM
GH53K . . . . .	GCD9NEW	GJ3C . . . . .	GEDNEW3	GM4 . . . . .	GHLLT
GH53L . . . . .	GCD12NEW	GJ3D . . . . .	GEDNEW4	GM5A . . . . .	GHLLTA
GH54A . . . . .	GCD1CST	GJ4A . . . . .	GEDNEWQ	GM5B . . . . .	GHLLTB
GH54B . . . . .	GCD2CST	GJ4B . . . . .	GEDNEWP1	GM5C . . . . .	GHLLTC
GH54E . . . . .	GCD3CST	GJ8D . . . . .	GCJSBGD	GM5D . . . . .	GHLLTD
GH54F . . . . .	GCD4CST	GJ8M . . . . .	GCJSBGM	GM5E . . . . .	GHLLTE
GH54G . . . . .	GCD5CST	GJ8Y . . . . .	GCJSBGY	GM6 . . . . .	GHLLTW
GH54H . . . . .	GCD6CST	GJ9 . . . . .	GNEMST	GM7 . . . . .	GHLENDW
GH54I . . . . .	GCD7CST	GJ10D . . . . .	GCJSBGD	GM8 . . . . .	GHLLTWA
GH54J . . . . .	GCD8CST	GJ10M . . . . .	GCJSBGM	GM9 . . . . .	GHLIV65
GH54K . . . . .	GCD9CST	GJ10Y . . . . .	GCJSBGY	GM10A . . . . .	GADLA
GH54C . . . . .	GCD10CST	GJ11 . . . . .	GCJSBLY	GM10B . . . . .	GADLAD
GH54D . . . . .	GCD11CST	GJ12 . . . . .	GJHSTAT	GM11A . . . . .	GADLB
GH54L . . . . .	GCD12CST	GJ13D . . . . .	GJHBGD	GM11B . . . . .	GADLBD
GH55 . . . . .	GXPHP	GJ13M . . . . .	GJHBGM	GM12A . . . . .	GADLC
GH56 . . . . .	GXPHPDF	GJ13Y . . . . .	GJHBGY	GM12B . . . . .	GADLCD
GH57A . . . . .	GHSCANA	GJ15 . . . . .	GNJBS	GM13A . . . . .	GADLD
GH57B . . . . .	GHSCANB	GJ17 . . . . .	GJHSOC	GM13B . . . . .	GADLDD
GH57C . . . . .	GHSCANC	GJ19 . . . . .	GJHSEMP	GM14A . . . . .	GADLE
GH57D . . . . .	GHSCAND	GJ20 . . . . .	GJHBOSS	GM14B . . . . .	GADLED
GH57E . . . . .	GHSCANE	GJ21 . . . . .	GJHSECT	GM15A . . . . .	GADLF
GH57F . . . . .	GHSCANF	GJ22 . . . . .	GJHMNGR	GM15B . . . . .	GADLFD
GH58A . . . . .	GHSCNTA	GJ24 . . . . .	GJHPLDF	GM16 . . . . .	GHL2GP
GH58B . . . . .	GHSCNTB	GJ25 . . . . .	GJHSIC	GM17 . . . . .	GHL2HOP
GH58C . . . . .	GHSCNTC	GJ26 . . . . .	GJHSIZE	GM18 . . . . .	GXDT5



GM19 . . . . .	GNXDTS	GM34B . . . . .	GHLCKBN	GS1C . . . . .	GGHQ C
GM20 . . . . .	GHOSP	GM34C . . . . .	GHLCKCN	GS1D . . . . .	GGHQ D
GM21 . . . . .	GHOSPD	GM34D . . . . .	GHLCKDN	GS1E . . . . .	GGHQ E
GM23 . . . . .	GHOSPCH	GM34E . . . . .	GHLCKEN	GS1F . . . . .	GGHQ F
GM24 . . . . .	GHOSPNHS	GM34F . . . . .	GHLCKIN	GS1G . . . . .	GGHQ G
GM25 . . . . .	GHL CVR	GM34G . . . . .	GHLCKFN	GS1H . . . . .	GGHQ H
GM26 . . . . .	GHL CVRH	GM34H . . . . .	GHLCKGN	GS1I . . . . .	GGHQ I
GM27 . . . . .	GHL CVRL	GM34I . . . . .	GHLCKHN	GS1J . . . . .	GGHQ J
GM28 . . . . .	GHL SV	GM35 . . . . .	GSMOKER	GS1K . . . . .	GGHQ K
GM29A . . . . .	GHL SVA	GM36 . . . . .	GNCIGS	GS1L . . . . .	GGHQ L
GM29B . . . . .	GHL SVB	GM37A . . . . .	GOPHLA	GS2A . . . . .	GOPFAMA
GM29C . . . . .	GHL SVC	GM37B . . . . .	GOPHLB	GS2B . . . . .	GOPFAMB
GM29D . . . . .	GHL SVD	GM37C . . . . .	GOPHLC	GS2C . . . . .	GOPFAMC
GM29E . . . . .	GHL SVE	GM39 . . . . .	GAIDHH	GS2D . . . . .	GOPFAMD
GM29F . . . . .	GHL SVF	GM40P1 . . . . .	GAIDHUA	GS2E . . . . .	GOPFAME
GM29G . . . . .	GHL SVG	GM40P2 . . . . .	GAIDHUB	GS2F . . . . .	GOPFAMF
GM29H . . . . .	GHL SVH	GM40P3 . . . . .	GAIDHUC	GS2G . . . . .	GOPFAMG
GM29I . . . . .	GHL SVI	GM41 . . . . .	GAIDXHH	GS2H . . . . .	GOPFAMH
GM29L1 . . . . .	GHL SVJ	GM42 . . . . .	GNAIDXHH	GS2I . . . . .	GOPFAMI
GM29L2 . . . . .	GHL SVK	GM43M1 . . . . .	GAIDHU1	GS3A . . . . .	GLFSAT1
GM29J . . . . .	GHL SVL	GM43M2 . . . . .	GAIDHU2	GS3B . . . . .	GLFSAT2
GM29K . . . . .	GHL SVM	GM45 . . . . .	GAIDHRS	GS3C . . . . .	GLFSAT3
GM30A . . . . .	GHL SVAN	GM46A . . . . .	GIVMA	GS3D . . . . .	GLFSAT4
GM30B . . . . .	GHL SVBN	GM46B . . . . .	GIVMB	GS3E . . . . .	GLFSAT5
GM30C . . . . .	GHL SVCN	GM46C . . . . .	GIVMC	GS3F . . . . .	GLFSAT6
GM30D . . . . .	GHL SVDN	GM46D . . . . .	GIVMD	GS3G . . . . .	GLFSAT7
GM30E . . . . .	GHL SVEN	GM46E . . . . .	GIVME	GS3H . . . . .	GLFSAT8
GM30F . . . . .	GHL SVFN	GP2B . . . . .	GPRRS2I	GS4A . . . . .	GLFSATO
GM30G . . . . .	GHL SVGN	GP2C . . . . .	GPRIPN	GS4B . . . . .	GLFSATL
GM30H . . . . .	GHL SVHN	GP2D . . . . .	GPRWHY	GS5A . . . . .	GXSUPA
GM30I . . . . .	GHL SVIN	GP3 . . . . .	GPPLEVR	GS5B . . . . .	GXSUPB
GM30L1 . . . . .	GHL SVJN	GP10M . . . . .	GPRESBGM	GS5C . . . . .	GXSUPC
GM30L2 . . . . .	GHL SVKN	GP10Y . . . . .	GPRESBGY	GS6A . . . . .	GSSUPA
GM30J . . . . .	GHL SVLN	GP11 . . . . .	GPRESLY	GS6B . . . . .	GSSUPB
GM30K . . . . .	GHL SVMN	GP23 . . . . .	GPRFEHQ	GS6C . . . . .	GSSUPC
GM31A . . . . .	GHL SVAF	GP25 . . . . .	GPRSEHQ	GS6D . . . . .	GSSUPD
GM31B . . . . .	GHL SVBF	GP58 . . . . .	GPRJBFT	GS6E . . . . .	GSSUPE
GM31C . . . . .	GHL SVCF	GP59M . . . . .	GPRJBBGM	GS7A . . . . .	GSSUP1
GM31D . . . . .	GHL SVDF	GP59Y . . . . .	GPRJBBGY	GS7B . . . . .	GSSUPR2R
GM31E . . . . .	GHL SVEF	GP60 . . . . .	GPRJBLY	GT2B . . . . .	GTELWHY
GM31F . . . . .	GHL SVFF	GP61 . . . . .	GPREARN	GT45 . . . . .	GTLFIYRL
GM31G . . . . .	GHL SVGF	GP70A . . . . .	GPRF101	GT50 . . . . .	GTLFIYR
GM31H . . . . .	GHL SVHF	GP70B . . . . .	GPRF102	GV1A . . . . .	GOPSOCA
GM31I . . . . .	GHL SVIF	GP70C . . . . .	GPRF116	GV1B . . . . .	GOPSO CB
GM31L1 . . . . .	GHL SVJF	GF70I . . . . .	GPRF125	GV1C . . . . .	GOPSO CC
GM31L2 . . . . .	GHL SVKF	GP70D . . . . .	GPRF131	GV1D . . . . .	GOPSO CD
GM31J . . . . .	GHL SVLF	GP70F . . . . .	GPRF135	GV1E . . . . .	GOPSO CE
GM31K . . . . .	GHL SVMF	GP70G . . . . .	GPRF137	GV1F . . . . .	GOPSO CF
GM32 . . . . .	GHLCK	GP70H . . . . .	GPRF139	GV2 . . . . .	GVOTE1
GM33A . . . . .	GHLCKA	GP70J . . . . .	GPRF141	GV3 . . . . .	GVOTE2
GM33B . . . . .	GHLCKB	GP70NONE . . . . .	GPRFIRN	GV4 . . . . .	GVOTE3
GM33C . . . . .	GHLCKC	GP71 . . . . .	GPRFITB	GV5 . . . . .	GVOTE4
GM33D . . . . .	GHLCKD	GPI1A . . . . .	GIVPA	GV6 . . . . .	GVOTE5
GM33E . . . . .	GHLCKE	GPI1B . . . . .	GIVPB	GV7 . . . . .	GVOTE7
GM33G . . . . .	GHLCKF	GPI1C . . . . .	GIVPC	GV8 . . . . .	GVOTE8
GM33H . . . . .	GHLCKG	GPI1D . . . . .	GIVPD	GV9 . . . . .	GORGM
GM33I . . . . .	GHLCKH	GPI1E . . . . .	GIVPE	GV10A . . . . .	GORGMA
GM33F . . . . .	GHLCKI	GS1A . . . . .	GGHQA	GV10B . . . . .	GORGMB
GM34A . . . . .	GHLCKAN	GS1B . . . . .	GGHQB	GV10C . . . . .	GORGMC

GV10D . . . . .	GORGMD	GV28Y1 . . . . .	GPYSMK1	GY50 . . . . .	GYPHFM
GV10E . . . . .	GORGME	GV28Y2 . . . . .	GPYSMK2	GY51 . . . . .	GYPHFR
GV10F . . . . .	GORGMF	GV28Y3 . . . . .	GPYSMK3	GY52 . . . . .	GYPHLF
GV10G . . . . .	GORGMG	GV29Y1 . . . . .	GPYSAD1	GY53 . . . . .	GYPCOMA
GV10H . . . . .	GORGMH	GV29Y2 . . . . .	GPYSAD2	GY54 . . . . .	GYPCOMB
GV10I . . . . .	GORGMI	GV29Y3 . . . . .	GPYSAD3	GY55 . . . . .	GYPCOMC
GV10J . . . . .	GORGMJ	GV30Y1 . . . . .	GPYWOR1	GY56 . . . . .	GYPCOMD
GV10K . . . . .	GORGMK	GV30Y2 . . . . .	GPYWOR2	GY57 . . . . .	GYPCOME
GV10L . . . . .	GORGML	GV30Y3 . . . . .	GPYWOR3	GY58 . . . . .	GYPCOMF
GV10M . . . . .	GORGMM	GY1 . . . . .	GYTVHRS	GY59 . . . . .	GYPCOMG
GV10O . . . . .	GORGMO	GY2 . . . . .	GYTVSTP	GY60 . . . . .	GYPOLPA
GV10P . . . . .	GORGMP	GY3 . . . . .	GYPFPC	GY61 . . . . .	GYPOPHA
GV10Q . . . . .	GORGMQ	GY4 . . . . .	GYPFPCGM	GY62 . . . . .	GYPOPPL
GV11A . . . . .	GORGAA	GY5 . . . . .	GYPFALS	GY63 . . . . .	GYPOPSCB
GV11B . . . . .	GORGAB	GY6 . . . . .	GYPUTEL	GY64 . . . . .	GYPVTE6
GV11C . . . . .	GORGAC	GY7 . . . . .	GYPLATE	GY65 . . . . .	GYPVTE3
GV11D . . . . .	GORGAD	GY8 . . . . .	GYPFPARK	GY66 . . . . .	GYPWRWA
GV11E . . . . .	GORGAE	GY9 . . . . .	GYPFBEAU	GY67 . . . . .	GYPWRWB
GV11F . . . . .	GORGAF	GY10 . . . . .	GYPFCLUB	GY68 . . . . .	GYPEXPL
GV11G . . . . .	GORGAG	GY11 . . . . .	GYPFDISC	GY69 . . . . .	GYPVAND
GV11H . . . . .	GORGAH	GY12 . . . . .	GYPFSPOR	GY70 . . . . .	GYPTRUN
GV11I . . . . .	GORGAI	GY13 . . . . .	GYPFARCA	GY71 . . . . .	GYPOPSC
GV11J . . . . .	GORGAJ	GY14 . . . . .	GYPARGM	GY72 . . . . .	GYPASC
GV11K . . . . .	GORGAK	GY15 . . . . .	GYPARGF	GY73 . . . . .	GYPVSC
GV11L . . . . .	GORGAL	GY16 . . . . .	GYPTLKM	GY74 . . . . .	GYPLVHM
GV11M . . . . .	GORGAM	GY17 . . . . .	GYPTLKF	GY75 . . . . .	GYPAMAR
GV11O . . . . .	GORGAO	GY18 . . . . .	GYPNPAL	GY76 . . . . .	GYPAPAR
GV11P . . . . .	GORGAP	GY19 . . . . .	GYPGANG	GY77 . . . . .	GYPWHRS
GV11Q . . . . .	GORGAQ	GY20 . . . . .	GYPMKFRN	GY78 . . . . .	GYPPAY
GV11 . . . . .	GORGA	GY21 . . . . .	GYPFGHT	GY80 . . . . .	GYPSOC
GV12 . . . . .	GFRNA	GY22 . . . . .	GYPEATN	GY81 . . . . .	GYPSOCY
GV13 . . . . .	GFRNB	GY23 . . . . .	GYPSAVE	GY82 . . . . .	GYPDLFA
GV14 . . . . .	GFRNC	GY24L . . . . .	GYPKML	GY82 . . . . .	GYPDLFB
GV15 . . . . .	GFRND	GY24P . . . . .	GYPKMP	HD0AD . . . . .	HD0ID
GV16 . . . . .	GFRNE	GY25 . . . . .	GYPBEAU	HD0AM . . . . .	HD0IM
GV17 . . . . .	GOPRLG1	GY26 . . . . .	GYPDKLM	HD0AY . . . . .	HD0IY4
GV18 . . . . .	GOPRLG2	GY27 . . . . .	GYPMEV	HD0BA . . . . .	HIVLYR
GV19 . . . . .	GOPRLG3	GY28 . . . . .	GYPMAG	HD0BB . . . . .	HIVSTAT2
GV20 . . . . .	GYPPAR	GY29 . . . . .	GYPMOF	HD0D . . . . .	HRACH12
GV21 . . . . .	GPYHLTH	GY30 . . . . .	GYPMLW	HD1H . . . . .	HIVSOIH
GV22 . . . . .	GPYHWRK	GY31 . . . . .	GYPMYR	HD1M . . . . .	HIVSOIM
GV23 . . . . .	GPYNYP	GY32 . . . . .	GYPDGFR	HD2 . . . . .	HLKNBRD
GV23A1 . . . . .	GPYPNO1	GY33 . . . . .	GYPAD	HD3 . . . . .	HLKMOVE
GV23A2 . . . . .	GPYPNO2	GY34 . . . . .	GYPWOR	HD4 . . . . .	HLKMOVY
GV23A3 . . . . .	GPYPNO3	GY35 . . . . .	GYPBULL	HD5 . . . . .	HXPMOVE
GV23B1 . . . . .	GPYAGE1	GY36 . . . . .	GYPLONE	HD6 . . . . .	HPLNEW
GV23B2 . . . . .	GPYAGE2	GY37 . . . . .	GYPBORED	HD7M . . . . .	HPLNOWM
GV23B3 . . . . .	GPYAGE3	GY38 . . . . .	GYPESTA	HD7Y . . . . .	HPLNOWY4
GV24Y1 . . . . .	GPYWHR1	GY39 . . . . .	GYPESTB	HD8 . . . . .	HMOVJB
GV24Y2 . . . . .	GPYWHR2	GY40 . . . . .	GYPESTC	HD9A . . . . .	HMOVJBA
GV25Y1 . . . . .	GPYMAN1	GY41 . . . . .	GYPESTE	HD9B . . . . .	HMOVJBB
GV25Y2 . . . . .	GPYMAN2	GY42 . . . . .	GYPESTF	HD9C . . . . .	HMOVJBC
GV25Y3 . . . . .	GPYMAN3	GY43 . . . . .	GYPESTH	HD9D . . . . .	HMOVJBD
GV26Y1 . . . . .	GPYARG1	GY44 . . . . .	GYPTCHA	HD9E . . . . .	HMOVJBE
GV26Y2 . . . . .	GPYARG2	GY45 . . . . .	GYPTCHB	HD9F . . . . .	HMOVJBF
GV26Y3 . . . . .	GPYARG3	GY46 . . . . .	GYPTCHC	HD9G . . . . .	HMOVJBG
GV27Y1 . . . . .	GPYTLK1	GY47 . . . . .	GYPESTG	HD9H . . . . .	HMOVJBH
GV27Y2 . . . . .	GPYTLK2	GY48 . . . . .	GYPHSW	HD9I . . . . .	HMOVJBI
GV27Y3 . . . . .	GPYTLK3	GY49 . . . . .	GYPHAP	HD10M2 . . . . .	HMOVY2

HD11 . . . . .	HSEX	HD25C1 . . . . .	HEDQLC1	HD51Y . . . . .	HCOH1EY
HD11M . . . . .	HDOBM	HD25C1 . . . . .	HEDQLCN1	HD52 . . . . .	HNMAR
HD11Y . . . . .	HDOBY	HD25C2 . . . . .	HEDQLC2	HD53M . . . . .	HLMAR1M
HD12 . . . . .	HSEX	HD25D1 . . . . .	HEDQLD1	HD53Y . . . . .	HLMAR1Y
HD14 . . . . .	HMLSTAT	HD25D1 . . . . .	HEDQLDN1	HD54 . . . . .	HLPRNT
HD15 . . . . .	HMLCHNG	HD25D2 . . . . .	HEDQLD2	HD55 . . . . .	HLNPRNT
HD16M . . . . .	HEDENDM	HD25E1 . . . . .	HEDQLE1	HD56M . . . . .	HCH1BM
HD16M . . . . .	HMLCHM	HD25E1 . . . . .	HEDQLEN1	HD56Y . . . . .	HCH1BY
HD16Y . . . . .	HEDENDY	HD25E2 . . . . .	HEDQLE2	HD58 . . . . .	HSCEND
HD16Y . . . . .	HMLCHY4	HD25F1 . . . . .	HEDQLF1	HD58NA . . . . .	HSCHOOL
HD17 . . . . .	HEDTYPE	HD25F1 . . . . .	HEDQLFN1	HD59 . . . . .	HSCTYPE
HD17 . . . . .	HJBSTAT	HD25F2 . . . . .	HEDQLF2	HD60 . . . . .	HSCNOW
HD18 . . . . .	HEDLYR	HD25G1 . . . . .	HEDQLG1	HD61 . . . . .	HFETYPE
HD19 . . . . .	HEDTYPE1	HD25G1 . . . . .	HEDQLGN1	HD62 . . . . .	HFEEND
HD19 . . . . .	HEDTYPE2	HD25G2 . . . . .	HEDQLG2	HD62NA . . . . .	HFENOW
HD20 . . . . .	HEDBLYR1	HD25H1 . . . . .	HEDQLH1	HD63 . . . . .	HQFHAS
HD20 . . . . .	HEDBLYR2	HD25H1 . . . . .	HEDQLHN1	HD64A . . . . .	HQFA
HD21M . . . . .	HEDBGM1	HD25H2 . . . . .	HEDQLH2	HD64B . . . . .	HQFB
HD21M2 . . . . .	HEDBGM2	HD25I1 . . . . .	HEDQLI1	HD64C . . . . .	HQFC
HD21Y . . . . .	HEDBGY1	HD25I1 . . . . .	HEDQLIN1	HD64D . . . . .	HQFD
HD21Y2 . . . . .	HEDBGY2	HD25I2 . . . . .	HEDQLI2	HD64E . . . . .	HQFE
HD22 . . . . .	HEDENNE1	HD25J1 . . . . .	HEDQLJ1	HD64F . . . . .	HQFF
HD22M . . . . .	HEDENM1	HD25J1 . . . . .	HEDQLJN1	HD64G . . . . .	HQFG
HD22M2 . . . . .	HEDENM2	HD25J2 . . . . .	HEDQLJ2	HD64H . . . . .	HQFH
HD22NE2 . . . . .	HEDENNE2	HD25NA . . . . .	HEDQNN2	HD64I . . . . .	HQFI
HD22Y . . . . .	HEDENY1	HD25NONE . . . . .	HEDQNN1	HD64J . . . . .	HQFJ
HD22Y2 . . . . .	HEDENY2	HD26 . . . . .	HEDOQL1	HD64K . . . . .	HQFK
HD23A . . . . .	HEDFEEA1	HD26 . . . . .	HEDOQL2	HD64L . . . . .	HQFL
HD23A . . . . .	HEDFEEA2	HD26NONE . . . . .	HEDOQLN1	HD64M . . . . .	HQFM
HD23B . . . . .	HEDFEEB1	HD26NONE . . . . .	HEDOQLN2	HD64N . . . . .	HQFN
HD23B . . . . .	HEDFEEB2	HD27 . . . . .	HEDMORE1	HD65 . . . . .	HQFED
HD23C . . . . .	HEDFEEC1	HD27 . . . . .	HEDMORE2	HD66A . . . . .	HQFEDA
HD23C . . . . .	HEDFEEC2	HD29DST . . . . .	HPLBORND	HD66B . . . . .	HQFEDB
HD23D . . . . .	HEDFEED1	HD29OS . . . . .	HPLBORNC	HD66C . . . . .	HQFEDC
HD23D . . . . .	HEDFEED2	HD30 . . . . .	HYR2UK4	HD66D . . . . .	HQFEDD
HD23E . . . . .	HEDFEEE1	HD31 . . . . .	HMLSTAT	HD66E . . . . .	HQFEDE
HD23E . . . . .	HEDFEEE2	HD32M1 . . . . .	HCITZN1	HD66F . . . . .	HQFEDF
HD23F . . . . .	HEDFEEF1	HD32M2 . . . . .	HCITZN2	HD66G . . . . .	HQFEDG
HD23F . . . . .	HEDFEEF2	HD33 . . . . .	HRACE	HD66H . . . . .	HQFEDH
HD23G . . . . .	HEDFEEG1	HD36 . . . . .	HPASOC	HD66I . . . . .	HQFEDI
HD23G . . . . .	HEDFEEG2	HD36ANA . . . . .	HPAJU	HD66J . . . . .	HQFEDJ
HD24 . . . . .	HEDQUAL1	HD37 . . . . .	HPASEMP	HD66K . . . . .	HQFEDK
HD24 . . . . .	HEDQUAL2	HD38 . . . . .	HPABOSS	HD66L . . . . .	HQFEDL
HD25A1 . . . . .	HEDQLA1	HD39 . . . . .	HPAMNGR	HD66M . . . . .	HQFEDM
HD25A1 . . . . .	HEDQLAN1	HD40 . . . . .	HMAJU	HD66N . . . . .	HQFEDN
HD25A2 . . . . .	HEDQLA2	HD40 . . . . .	HMASOC	HD66O . . . . .	HQFEDO
HD25A2 . . . . .	HEDQLAN2	HD41 . . . . .	HMASEMP	HD66P . . . . .	HQFEDP
HD25A2 . . . . .	HEDQLBN2	HD42 . . . . .	HMABOSS	HD66Q . . . . .	HQFEDQ
HD25A2 . . . . .	HEDQLCN2	HD43 . . . . .	HMAMNGR	HD66R . . . . .	HQFEDR
HD25A2 . . . . .	HEDQLDN2	HD44 . . . . .	HJ1SOC	HD66S . . . . .	HQFEDS
HD25A2 . . . . .	HEDQLEN2	HD44NA . . . . .	HJ1NONE	HD67A . . . . .	HNQFEDA
HD25A2 . . . . .	HEDQLFN2	HD45 . . . . .	HJ1SEMP	HD67B . . . . .	HNQFEDB
HD25A2 . . . . .	HEDQLGN2	HD46 . . . . .	HJ1BOSS	HD67C . . . . .	HNQFEDC
HD25A2 . . . . .	HEDQLHN2	HD47 . . . . .	HJ1MNGR	HD67D . . . . .	HNQFEDD
HD25A2 . . . . .	HEDQLIN2	HD48 . . . . .	HLCOH	HD67E . . . . .	HNQFEDE
HD25A2 . . . . .	HEDQLJN2	HD49M . . . . .	HCOH1BM	HD67F . . . . .	HNQFEDF
HD25B1 . . . . .	HEDQLB1	HD49Y . . . . .	HCOH1BY	HD67G . . . . .	HNQFEDG
HD25B1 . . . . .	HEDQLBN1	HD50 . . . . .	HCOH1MR	HD67H . . . . .	HNQFEDH
HD25B2 . . . . .	HEDQLB2	HD51M . . . . .	HCOH1EM	HD67I . . . . .	HNQFEDI

HD67J . . . . .	HNQFEDJ	HD75 . . . . .	HTRQLAC3	HD76J3 . . . . .	HTRQLJ3
HD67K . . . . .	HNQFEDK	HD75NONE . . . . .	HTRQLNN1	HD76JN1 . . . . .	HTRQLJN1
HD67L . . . . .	HNQFEDL	HD75NONE . . . . .	HTRQLNN2	HD76JN2 . . . . .	HTRQLJN2
HD67M . . . . .	HNQFEDM	HD76A1 . . . . .	HTRQLA1	HD76JN3 . . . . .	HTRQLJN3
HD67N . . . . .	HNQFEDN	HD76A2 . . . . .	HTRQLA2	HD76NONE . . . . .	HTRQLNN3
HD67O . . . . .	HNQFEDO	HD76A3 . . . . .	HTRQLA3	HD77 . . . . .	HTROQL1
HD67P . . . . .	HNQFEDP	HD76AN1 . . . . .	HTRQLAN1	HD77 . . . . .	HTROQL2
HD67Q . . . . .	HNQFEDQ	HD76AN2 . . . . .	HTRQLAN2	HD77 . . . . .	HTROQL3
HD67R . . . . .	HNQFEDR	HD76AN3 . . . . .	HTRQLAN3	HD77 . . . . .	HTROQLN3
HD67S . . . . .	HNQFEDS	HD76B1 . . . . .	HTRQLB1	HD77NONE . . . . .	HTROQLN1
HD68 . . . . .	HTRAIN	HD76B2 . . . . .	HTRQLB2	HD77NONE . . . . .	HTROQLN2
HD69 . . . . .	HNTRAIN	HD76B3 . . . . .	HTRQLB3	HD78 . . . . .	HTRMORE1
HD70 . . . . .	HTRPLCE1	HD76BN1 . . . . .	HTRQLBN1	HD78 . . . . .	HTRMORE2
HD70 . . . . .	HTRPLCE2	HD76BN2 . . . . .	HTRQLBN2	HD78 . . . . .	HTRMORE3
HD70 . . . . .	HTRPLCE3	HD76BN3 . . . . .	HTRQLBN3	HD79 . . . . .	HIVLPAR
HD71A . . . . .	HTRWHYA2	HD76C1 . . . . .	HTRQLC1	HD80 . . . . .	HNRPART
HD71A1 . . . . .	HTRWHYA1	HD76C2 . . . . .	HTRQLC2	HD81 . . . . .	HNRPTIM
HD71A3 . . . . .	HTRWHYA3	HD76C3 . . . . .	HTRQLC3	HD82 . . . . .	HNRPXP1
HD71B . . . . .	HTRWHYB2	HD76CN1 . . . . .	HTRQLCN1	HD83 . . . . .	HNRPXP2
HD71B1 . . . . .	HTRWHYB1	HD76CN2 . . . . .	HTRQLCN2	HD84 . . . . .	HCOHADV
HD71B3 . . . . .	HTRWHYB3	HD76CN3 . . . . .	HTRQLCN3	HD85 . . . . .	HCOHAD1
HD71C . . . . .	HTRWHYC2	HD76D1 . . . . .	HTRQLD1	HD85 . . . . .	HCOHAD2
HD71C1 . . . . .	HTRWHYC1	HD76D2 . . . . .	HTRQLD2	HD86 . . . . .	HCOHDIS
HD71C3 . . . . .	HTRWHYC3	HD76D3 . . . . .	HTRQLD3	HD87 . . . . .	HCOHDS1
HD71D . . . . .	HTRWHYD2	HD76DN1 . . . . .	HTRQLDN1	HD87 . . . . .	HCOHDS2
HD71D1 . . . . .	HTRWHYD1	HD76DN2 . . . . .	HTRQLDN2	HD88 . . . . .	HCOHXP1
HD71D3 . . . . .	HTRWHYD3	HD76DN3 . . . . .	HTRQLDN3	HD89 . . . . .	HCOHXP2
HD71E . . . . .	HTRWHYE2	HD76E1 . . . . .	HTRQLE1	HD90 . . . . .	HIVLPARY
HD71E1 . . . . .	HTRWHYE1	HD76E2 . . . . .	HTRQLE2	HD91 . . . . .	HCOHLYR
HD71E3 . . . . .	HTRWHYE3	HD76E3 . . . . .	HTRQLE3	HD92M1 . . . . .	HCOHLM1
HD72 . . . . .	HTRQ1	HD76EN1 . . . . .	HTRQLEN1	HD92M1 . . . . .	HCOHLBY1
HD72 . . . . .	HTRQ2	HD76EN2 . . . . .	HTRQLEN2	HD92M2 . . . . .	HCOHLM2
HD72 . . . . .	HTRQ3	HD76EN3 . . . . .	HTRQLEN3	HD92M2 . . . . .	HCOHLBY2
HD72 . . . . .	HTRU1	HD76F1 . . . . .	HTRQLF1	HD92M3 . . . . .	HCOHLM3
HD72 . . . . .	HTRU2	HD76F2 . . . . .	HTRQLF2	HD92M3 . . . . .	HCOHLBY3
HD72 . . . . .	HTRU3	HD76F3 . . . . .	HTRQLF3	HD93M1 . . . . .	HCOHLEM1
HD73A . . . . .	HTRFEEA2	HD76FN1 . . . . .	HTRQLFN1	HD93M1 . . . . .	HCOHLEY1
HD73A1 . . . . .	HTRFEEA1	HD76FN2 . . . . .	HTRQLFN2	HD93M2 . . . . .	HCOHLEM2
HD73A3 . . . . .	HTRFEEA3	HD76FN3 . . . . .	HTRQLFN3	HD93M2 . . . . .	HCOHLEY2
HD73B . . . . .	HTRFEEB2	HD76G1 . . . . .	HTRQLG1	HD93M3 . . . . .	HCOHLEM3
HD73B1 . . . . .	HTRFEEB1	HD76G2 . . . . .	HTRQLG2	HD93M3 . . . . .	HCOHLEY3
HD73B3 . . . . .	HTRFEEB3	HD76G3 . . . . .	HTRQLG3	HD94 . . . . .	HIVCBAGE
HD73C . . . . .	HTRFEEC2	HD76GN1 . . . . .	HTRQLGN1	HD95 . . . . .	HLCHMOR
HD73C1 . . . . .	HTRFEEC1	HD76GN2 . . . . .	HTRQLGN2	HD96 . . . . .	HLCHNMOR
HD73C3 . . . . .	HTRFEEC3	HD76GN3 . . . . .	HTRQLGN3	HD97A . . . . .	HIVDA
HD73E . . . . .	HTRFEEE2	HD76H1 . . . . .	HTRQLH1	HD97B . . . . .	HIVDB
HD73E1 . . . . .	HTRFEEE1	HD76H2 . . . . .	HTRQLH2	HD97C . . . . .	HIVDC
HD73E3 . . . . .	HTRFEEE3	HD76H3 . . . . .	HTRQLH3	HD97D . . . . .	HIVDD
HD73F . . . . .	HTRFEEF2	HD76HN1 . . . . .	HTRQLHN1	HD97E . . . . .	HIVDE
HD73F1 . . . . .	HTRFEEF1	HD76HN2 . . . . .	HTRQLHN2	HE1 . . . . .	HJBHAS
HD73F3 . . . . .	HTRFEEF3	HD76HN3 . . . . .	HTRQLHN3	HE2 . . . . .	HJBOFF
HD73G . . . . .	HTRFEEG2	HD76I1 . . . . .	HTRQLI1	HE3 . . . . .	HJBOFFY
HD73G1 . . . . .	HTRFEEG1	HD76I2 . . . . .	HTRQLI2	HE4 . . . . .	HJBTMOR
HD73G3 . . . . .	HTRFEEG3	HD76I3 . . . . .	HTRQLI3	HE5 . . . . .	HJBSOC
HD74 . . . . .	HTRQLXP1	HD76IN1 . . . . .	HTRQLIN1	HE6 . . . . .	HJBSIC
HD74 . . . . .	HTRQLXP2	HD76IN2 . . . . .	HTRQLIN2	HE7 . . . . .	HJBSEMP
HD74 . . . . .	HTRQLXP3	HD76IN3 . . . . .	HTRQLIN3	HE8 . . . . .	HJBMNGR
HD75 . . . . .	HTRQLAC1	HD76J1 . . . . .	HTRQLJ1	HE9 . . . . .	HJBSECT
HD75 . . . . .	HTRQLAC2	HD76J2 . . . . .	HTRQLJ2	HE10 . . . . .	HJBSECT

HE11	HJBHRS	HE64BM	HJSPRBM	HE100	HJUSOC
HE12	HJBOT	HE64BY	HJSPRBY4	HE101	HJUHRXS
HE13	HJBOTPD	HE64EM	HJSPREM	HE102	HJUPAYX
HE14	HJBHRLK	HE64EY	HJSPREY4	HE103	HJUPAYL
HE15	HJBPL	HE65	HJSPRF	HE104	HJUHRSL
HE16	HJBTTWT	HE66	HJSPRLS	HE105	HEPROSH
HE17	HJBTTWM	HE67	HJSPRTX	HE106	HEAAGE
HE18B	HJBSAT2	HE68	HJSPRNI	HE107	HJBUB
HE18D	HJBSAT4	HE69BM	HJSPRBM	HE108	HJBUBY
HE18F	HJBSAT6	HE69BY	HJSPRBY4	HE109	HJ2HAS
HE18G	HJBSAT7	HE69EM	HJSPREM	HE110	HJ2SOC
HE19	HJBSAT	HE69EY	HJSPREY4	HE111	HJ2SEMP
HE20	HPAYGL	HE70	HJSPRF	HE112	HJ2HRS
HE21OC	HPAYGW	HE71	HJSPRLS	HE113	HJ2PAY
HE22	HPAYNL	HE72	HJSPRTX	HE114A	HIVEA
HE23OC	HPAYNW	HE73	HJSPRNI	HE114B	HIVEB
HE24	HPAYSLP	HE74	HJSPAYU	HE114C	HIVC
HE26	HPAYUSL	HE75	HJSPAYW	HE114D	HIVED
HE27	HPAYU	HE76	HJSPYTX	HE114E	HIVEE
HE28OC	HPAYUW	HE77	HJSPYNI	HEG3	PID
HE29	HPAYUG	HE78	HJSPL	HEG3	PID
HE30A	HPAYDF1	HE79	HJSTTWT	HEG3	PID
HE30B	HPAYDF2	HE80	HJSTTWM	HEG4	HHGSEX
HE30C	HPAYDF3	HE81A	HJSSAT1	HEG4M	HHGBM
HE30D	HPAYDF4	HE81B	HJSSAT2	HEG4Y	HHGBY
HE30E	HPAYDF5	HE81D	HJSSAT4	HEG6	HIVIOW7
HE30F	HPAYDF6	HE81E	HJSSAT5	HEG6	HIVIOW7
HE30G	HPAYDF7	HE82	HJSSAT	HEG6	HIVIOW7
HE30H	HPAYDF9	HE83D	HJSBGD	HEG6	HIVLYR
HE30I	HPAYDF8	HE83M	HJSBGM	HEG7	HIVSTAT1
HE31	HJBPERFP	HE83Y	HJSBGY4	HEG7	HIVSTAT1
HE32	HJBONUS	HE84A	HJBLKCHA	HEG8	HIVELIG
HE33	HJBONAM	HE84B	HJBLKCHB	HEG9	HHHMEM
HE34	HJBONG	HE84C	HJBLKCHC	HEG9	HHHMEM
HE35	HJBRISE	HE84D	HJBLKCHD	HEG9	HHHMEM
HE36	HTUJBPL	HE84E	HJBLKCHE	HEG10	HNEWHY
HE37	HTUIN1	HE85A	HJBXPCHA	HEG10	HNEWHY
HE38	HJBOPPS	HE85B	HJBXPCHB	HEG10	HNEWHY
HE39	HJBTIME	HE85C	HJBXPCHC	HEG11	HLVWHY
HE40	HJBPEN	HE85D	HJBXPCHD	HEG12M	HLVMN
HE41	HJBPENM	HE85E	HJBXPCHC	HEG12M	HNEMNHN
HE43D	HJBBGD	HE86	HJBMRS	HEG12M	HNEMNHN
HE43M	HJBBGM	HE88M1	HJBCHC1	HEG12M	HNEMNHN
HE43Y	HJBBGY4	HE88M2	HJBCHC2	HEG12Y	HLVYR4
HE44	HJBBGLY	HE88M3	HJBCHC3	HEG12Y	HNEYRHN4
HE45	HPAYS	HE90	HXPCHCF	HEG12Y	HNEYRHN4
HE46OC	HPAYSW	HE91	HXPCHC	HEG12Y	HNEYRHN4
HE48	HPAYSG	HE92	HHUXPCH	HEG13	HLVLOC
HE50	HPAYLY	HE93	HHUNURS	HEG14	HIVFIO
HE52OC	HPAYLYW	HE94	HJULK1	HEG14	HIVFIO
HE53	HPAYLYG	HE95	HJULK4	HEG14	HIVFIO
HE56	HJSBOSS	HE96A	HJULKA	HEG15	HIVRREF
HE57	HJSSIZE	HE96B	HJULKB	HEG16	HIVIREIS
HE58	HJSHRS	HE96C	HJULKC	HF2	HNF1
HE59	HJSHRLK	HE96D	HJULKD	HF2	HNFR
HE60	HJSTIME	HE96E	HJULKE	HF3A	HFICODE
HE61	HJSTYPEB	HE97	HJULKJB	HF3B01	HFR01
HE62	HJSACCS	HE98	HJUBGN	HF3B02	HFR02
HE63	HJSPART	HE99	HJUSPEC	HF3B03	HFR03

HF3B04 . . . . .	HFR04	HF27A1 . . . . .	HFTEXA	HF124 . . . . .	HF124
HF3B05 . . . . .	HFR05	HF27A2 . . . . .	HFTEXB	HF125 . . . . .	HF125
HF3B06 . . . . .	HFR06	HF27A3 . . . . .	HFTEXC	HF126 . . . . .	HF126
HF3B07 . . . . .	HFR07	HF27B11 . . . . .	HFTEXA1	HF127 . . . . .	HF127
HF3B08 . . . . .	HFR08	HF27B12 . . . . .	HFTEXB1	HF128 . . . . .	HF128
HF3B09 . . . . .	HFR09	HF27B13 . . . . .	HFTEXC1	HF131 . . . . .	HF131
HF3B10 . . . . .	HFR10	HF27B21 . . . . .	HFTEXA2	HF132 . . . . .	HF132
HF3B11 . . . . .	HFR11	HF27B22 . . . . .	HFTEXB2	HF135 . . . . .	HF135
HF3B12 . . . . .	HFR12	HF27B23 . . . . .	HFTEXC2	HF136 . . . . .	HF136
HF3B13 . . . . .	HFR13	HF27B31 . . . . .	HFTEXA3	HF137 . . . . .	HF137
HF3B14 . . . . .	HFR14	HF27B32 . . . . .	HFTEXB3	HF138 . . . . .	HF138
HF3B15 . . . . .	HFR15	HF27B33 . . . . .	HFTEXC3	HF139 . . . . .	HF139
HF3B16 . . . . .	HFR16	HF27B41 . . . . .	HFTEXA4	HF140 . . . . .	HF140
HF3B17 . . . . .	HFR17	HF27B42 . . . . .	HFTEXB4	HF141 . . . . .	HF141
HF3BAL . . . . .	HFRALL	HF27B43 . . . . .	HFTEXC4	HF142 . . . . .	HF142
HF3C . . . . .	HFRNOW	HF27B51 . . . . .	HFTEXA5	HF151 . . . . .	HF151
HF3D . . . . .	HFRVAL	HF27B52 . . . . .	HFTEXB5	HF152 . . . . .	HF152
HF3EOC . . . . .	HFRW	HF27B53 . . . . .	HFTEXC5	HF153 . . . . .	HF153
HF3F . . . . .	HFRJT	HF27B61 . . . . .	HFTEXA6	HF154 . . . . .	HF154
HF3FPN . . . . .	HFRJTPN	HF27B62 . . . . .	HFTEXB6	HF155 . . . . .	HF155
HF3SEQ . . . . .	HFISEQ	HF27B63 . . . . .	HFTEXC6	HF156 . . . . .	HF156
HF4 . . . . .	HFISIT	HF27C1 . . . . .	HFTEXAV	HF157 . . . . .	HF157
HF5 . . . . .	HFISITC	HF27C2 . . . . .	HFTEXBV	HF158 . . . . .	HF158
HF6 . . . . .	HFISITY	HF27C3 . . . . .	HFTEXCV	HF159 . . . . .	HF159
HF7 . . . . .	HFISITX	HF27DOC . . . . .	HFTEXAW	HH0AD . . . . .	HHHDOI
HF70I . . . . .	HPRF125	HF27DOC . . . . .	HFTEXBW	HH0AM . . . . .	HHHMOI
HF8 . . . . .	HFIYRDI	HF27DOC . . . . .	HFTEXCW	HH0AY . . . . .	HHHYOI4
HF9 . . . . .	HFIYRDIU	HF28 . . . . .	HSPINHH	HH0C . . . . .	HHSTYPE
HF10 . . . . .	HSAVE	HF29A . . . . .	HHUBUYS	HH2 . . . . .	HHSROOM
HF11 . . . . .	HSAVED	HF29B . . . . .	HHUF RYS	HH3 . . . . .	HHSOWND
HF12M1 . . . . .	HSAVEY1	HF29C . . . . .	HHUMOPS	HH4M1 . . . . .	HHSOWR1
HF12M2 . . . . .	HSAVEY2	HF29D . . . . .	HHUIRON	HH4M2 . . . . .	HHSOWR2
HF13 . . . . .	HPPPEN	HF30 . . . . .	HHHCH12	HH5 . . . . .	HHSVAL
HF14 . . . . .	HPENB4	HF31 . . . . .	HHUSITS	HH6 . . . . .	HMGHAVE
HF15 . . . . .	HPENB4Y4	HF32 . . . . .	HHOWLNG	HH7 . . . . .	HHSOWRP
HF16 . . . . .	HPENB4V	HF33 . . . . .	HCARUSE	HH8 . . . . .	HMGYNOT
HF17OC . . . . .	HPENB4W	HF35 . . . . .	HNEIGH1	HH9 . . . . .	HHSCOST
HF18 . . . . .	HPENYR4	HF35 . . . . .	HNEIGH2	HH10 . . . . .	HHSYR04
HF19 . . . . .	HPENADD	HF35 . . . . .	HNEIGH3	HH12 . . . . .	HMGYR04
HF20 . . . . .	HPENADV	HF35 . . . . .	HNEIGH4	HH13 . . . . .	HMGLY
HF21OC . . . . .	HPENADW	HF36A . . . . .	HIVFA	HH14 . . . . .	HHSIVW7
HF22 . . . . .	HWINDF	HF36B . . . . .	HIVFB	HH17 . . . . .	HMGOLD
HF23A . . . . .	HWINDFA	HF36C . . . . .	HIVFC	HH18 . . . . .	HMG LIFE
HF23B . . . . .	HWINDFB	HF36D . . . . .	HIVFD	HH19 . . . . .	HMGTYPE
HF23C . . . . .	HWINDFC	HF36E . . . . .	HIVFE	HH1A . . . . .	HHSRINS
HF23D . . . . .	HWINDFD	HF37H . . . . .	HIVFOIH	HH20 . . . . .	HMGXTRA
HF23F . . . . .	HWINDFF	HF37M . . . . .	HIVFOIM	HH21 . . . . .	HMGNEW
HF23G . . . . .	HWINDFG	HF38 . . . . .	HIVSC	HH22A . . . . .	HMGXY1
HF23H . . . . .	HWINDFH	HF101 . . . . .	HF101	HH22B . . . . .	HMGXY2
HF24A . . . . .	HWINDFAY	HF102 . . . . .	HF102	HH22C . . . . .	HMGXY3
HF24B . . . . .	HWINDFBY	HF103 . . . . .	HF103	HH22D . . . . .	HMGXY4
HF24C . . . . .	HWINDFCY	HF104 . . . . .	HF104	HH22E . . . . .	HMGXY5
HF24D . . . . .	HWINDFDY	HF105 . . . . .	HF105	HH23 . . . . .	HXPMG
HF24F . . . . .	HWINDFFY	HF106 . . . . .	HF106	HH24A . . . . .	HXPMG1
HF24G . . . . .	HWINDFGY	HF116 . . . . .	HF116	HH24B . . . . .	HXPMG2
HF24H . . . . .	HWINDFH Y	HF118 . . . . .	HF118	HH24C . . . . .	HXPMG3
HF25A . . . . .	HXPMEAL	HF119 . . . . .	HF119	HH24D . . . . .	HXPMG4
HF25B . . . . .	HXP LEIS	HF121 . . . . .	HF121	HH25 . . . . .	HHSJB
HF26 . . . . .	HFTEXHH	HF122 . . . . .	HF122	HH26M1 . . . . .	HRENT P1

HH26M2 . . . . .	HRENTP2	HH51I . . . . .	HCD7USE	HHG10 . . . . .	HHGEMP
HH27 . . . . .	HRENTLL	HH51J . . . . .	HCD8USE	HHG10 . . . . .	HHGEMP
HH28 . . . . .	HRENTF	HH51K . . . . .	HCD9USE	HHG11 . . . . .	HHGFNO
HH30 . . . . .	HRENT	HH51L . . . . .	HCD12USE	HHG11 . . . . .	HHGFNO
HH31 . . . . .	HRENTW	HH52 . . . . .	HCDBGHT	HHG12 . . . . .	HHGMNO
HH32A . . . . .	HRENT1	HH53A . . . . .	HCD1NEW	HHG12 . . . . .	HHGMNO
HH32B . . . . .	HRENT7	HH53B . . . . .	HCD2NEW	HHG13 . . . . .	HHGRA
HH32C . . . . .	HRENT2	HH53C . . . . .	HCD10NEW	HHG13 . . . . .	HHGRA
HH32D . . . . .	HRENT3	HH53D . . . . .	HCD11NEW	HI1 . . . . .	HIV1
HH32E . . . . .	HRENT4	HH53E . . . . .	HCD3NEW	HI2 . . . . .	HIV2
HH32F . . . . .	HRENT5	HH53F . . . . .	HCD4NEW	HI4 . . . . .	HIV4
HH32G . . . . .	HRENT8	HH53G . . . . .	HCD5NEW	HI5 . . . . .	HIV5
HH32H . . . . .	HRENT6	HH53H . . . . .	HCD6NEW	HI6A . . . . .	HIV6A
HH33 . . . . .	HRENTHB	HH53I . . . . .	HCD7NEW	HI6B . . . . .	HIV6B
HH34 . . . . .	HRENTG	HH53J . . . . .	HCD8NEW	HI6C . . . . .	HIV6C
HH35 . . . . .	HRENTG	HH53K . . . . .	HCD9NEW	HI6D . . . . .	HIV6D
HH36 . . . . .	HRENTGW	HH53L . . . . .	HCD12NEW	HI6E . . . . .	HIV6E
HH37 . . . . .	HXPHSDF	HH54A . . . . .	HCD1CST	HI7 . . . . .	HIV6F
HH38A . . . . .	HXPHSD1	HH54B . . . . .	HCD2CST	HI8 . . . . .	HIV7
HH38B . . . . .	HXPHSD2	HH54C . . . . .	HCD10CST	HJ6 . . . . .	HNEMST
HH39 . . . . .	HXPHSDB	HH54D . . . . .	HCD11CST	HJ7D . . . . .	HCJSBGD
HH40A . . . . .	HHSBTH	HH54E . . . . .	HCD3CST	HJ7M . . . . .	HCJSBGM
HH40A . . . . .	HHSGDN	HH54F . . . . .	HCD4CST	HJ7Y . . . . .	HCJSBGY4
HH40A . . . . .	HHSKCH	HH54G . . . . .	HCD5CST	HJ9 . . . . .	HJHSTAT
HH40A . . . . .	HHSTLT	HH54H . . . . .	HCD6CST	HJ10D . . . . .	HCJSBGD
HH40B . . . . .	HHSBTHS	HH54I . . . . .	HCD7CST	HJ10D . . . . .	HJHBGD
HH40B . . . . .	HHSGDNS	HH54J . . . . .	HCD8CST	HJ10M . . . . .	HCJSBGM
HH40B . . . . .	HHSKCHS	HH54K . . . . .	HCD9CST	HJ10M . . . . .	HJHBM
HH40B . . . . .	HHSTLTS	HH54L . . . . .	HCD12CST	HJ10Y . . . . .	HCJSBGY4
HH41A . . . . .	HXPGASY	HH55 . . . . .	HXPHP	HJ10Y . . . . .	HJHBGY4
HH41B . . . . .	HXPLECY	HH56 . . . . .	HXPHPDF	HJ11 . . . . .	HCJSBLY
HH41C . . . . .	HXPOILY	HH57A . . . . .	HHSCANA	HJ14 . . . . .	HJHSOC
HH41D . . . . .	HXPSFLY	HH57B . . . . .	HHSCANB	HJ15 . . . . .	HNJBS
HH42 . . . . .	HHEATCH	HH57C . . . . .	HHSCANC	HJ16 . . . . .	HJHSEMP
HH43 . . . . .	HHEATYP	HH57D . . . . .	HHSCAND	HJ17 . . . . .	HJHBOSS
HH44A . . . . .	HHSPRBG	HH57E . . . . .	HHSCANE	HJ18 . . . . .	HJHSECT
HH44B . . . . .	HHSPRBH	HH57F . . . . .	HHSCANF	HJ19 . . . . .	HJHMNGR
HH44C . . . . .	HHSPRBI	HH58A . . . . .	HHSCNTA	HJ21 . . . . .	HJHPLDF
HH44D . . . . .	HHSPRBJ	HH58B . . . . .	HHSCNTB	HJ22 . . . . .	HJHSIC
HH44E . . . . .	HHSPRBK	HH58C . . . . .	HHSCNTC	HJ23 . . . . .	HJHSIZE
HH44F . . . . .	HHSPRBL	HH58D . . . . .	HHSCNTD	HJ24 . . . . .	HJHPAYL
HH44G . . . . .	HHSPRBM	HH58E . . . . .	HHSCNTE	HJ25OC . . . . .	HJHPYLW
HH44H . . . . .	HHSPRBN	HH58F . . . . .	HHSCNTF	HJ26 . . . . .	HJHPYLG
HH44I . . . . .	HHSPRBO	HH59 . . . . .	HXPFOOD	HJ27 . . . . .	HJHSTPY
HH44J . . . . .	HHSPRBP	HH60 . . . . .	HNCARS	HJ28 . . . . .	HJBLKY
HH44K . . . . .	HHSPRBQ	HH61 . . . . .	HCAROWN	HJ31 . . . . .	HJBHAD
HH45 . . . . .	HHSTAX	HH63M1 . . . . .	HIVH1	HJ32 . . . . .	HJLEND4
HH46 . . . . .	HHS2OWND	HH63M2 . . . . .	HIVH2	HJ33 . . . . .	HJLSOC
HH47 . . . . .	HHS2VAL	HH63M3 . . . . .	HIVH3	HJ34 . . . . .	HJLSIC
HH49 . . . . .	HMGTOT	HHG2 . . . . .	HHGR2R	HJ35 . . . . .	HJLSEMP
HH50 . . . . .	HCDHAVE	HHG2 . . . . .	HHGR2R	HJ36 . . . . .	HJLBOSS
HH51A . . . . .	HCD1USE	HHG3 . . . . .	HHGSEX	HJ37 . . . . .	HJLMNGR
HH51B . . . . .	HCD2USE	HHG3 . . . . .	HHGSEX	HJ38 . . . . .	HJLSIZE
HH51C . . . . .	HCD10USE	HHG4M . . . . .	HHGBM	HJ39A . . . . .	HIVJA
HH51D . . . . .	HCD11USE	HHG4Y . . . . .	HHGBY	HJ39B . . . . .	HIVJB
HH51E . . . . .	HCD3USE	HHG8 . . . . .	HMASTAT	HJ39C . . . . .	HIVJC
HH51F . . . . .	HCD4USE	HHG8 . . . . .	HMASTAT	HJ39D . . . . .	HIVJD
HH51G . . . . .	HCD5USE	HHG9 . . . . .	HHGSPN	HJ39E . . . . .	HIVJE
HH51H . . . . .	HCD6USE	HHG9 . . . . .	HHGSPN	HM1 . . . . .	HHLSTAT

HM2 . . . . .	HHLDSBL	HM29J2 . . . . .	HHLSVK	HM45A . . . . .	HIVMA
HM3A . . . . .	HHLPRBA	HM29L . . . . .	HHLSVL	HM45B . . . . .	HIVMB
HM3B . . . . .	HHLPRBB	HM29M . . . . .	HHLSVM	HM45C . . . . .	HIVMC
HM3C . . . . .	HHLPRBC	HM30A . . . . .	HHLSVAN	HM45D . . . . .	HIVMD
HM3D . . . . .	HHLPRBD	HM30B . . . . .	HHLSVBN	HM45E . . . . .	HIVME
HM3E . . . . .	HHLPRBE	HM30C . . . . .	HHLSVCN	HP2B . . . . .	HPRRS2I
HM3F . . . . .	HHLPRBF	HM30D . . . . .	HHLSVDN	HP2C . . . . .	HPRIPN
HM3G . . . . .	HHLPRBG	HM30E . . . . .	HHLSVEN	HP2D . . . . .	HPRWHY
HM3H . . . . .	HHLPRBH	HM30F . . . . .	HHLSVFN	HP3 . . . . .	HPPLEVR
HM3I . . . . .	HHLPRBI	HM30G . . . . .	HHLSVGN	HP10M . . . . .	HPRESBGM
HM3J . . . . .	HHLPRBJ	HM30H . . . . .	HHLSVHN	HP10Y . . . . .	HPRESBY4
HM3K . . . . .	HHLPRBK	HM30I . . . . .	HHLSVIN	HP11 . . . . .	HPRESLY
HM3L . . . . .	HHLPRBL	HM30J1 . . . . .	HHLSVJN	HP23 . . . . .	HPRFEHQ
HM3M . . . . .	HHLPRBM	HM30J2 . . . . .	HHLSVKN	HP25 . . . . .	HPRSEHQ
HM3M0 . . . . .	HHLPRB	HM30L . . . . .	HHLSVLN	HP58 . . . . .	HPRJBFT
HM4 . . . . .	HHLLT	HM30M . . . . .	HHLSVMN	HP59M . . . . .	HPRJBBGM
HM5A . . . . .	HHLLTA	HM31A . . . . .	HHLSVAF	HP59Y . . . . .	HPRJBBY4
HM5B . . . . .	HHLLTB	HM31B . . . . .	HHLSVBF	HP60 . . . . .	HPRJBLY
HM5C . . . . .	HHLLTC	HM31C . . . . .	HHLSVCF	HP61 . . . . .	HPREARN
HM5D . . . . .	HHLLTD	HM31D . . . . .	HHLSVDF	HP70A . . . . .	HPRF101
HM5E . . . . .	HHLLTE	HM31E . . . . .	HHLSVEF	HP70B . . . . .	HPRF102
HM6 . . . . .	HHLLTW	HM31F . . . . .	HHLSVFF	HP70C . . . . .	HPRF116
HM7 . . . . .	HHLENDW	HM31G . . . . .	HHLSVGF	HP70D . . . . .	HPRF131
HM8 . . . . .	HHLLTWA	HM31H . . . . .	HHLSVHF	HP70F . . . . .	HPRF135
HM9 . . . . .	HHLIV65	HM31I . . . . .	HHLSVIF	HP70G . . . . .	HPRF137
HM10A . . . . .	HADLA	HM31J1 . . . . .	HHLSVJF	HP70H . . . . .	HPRF139
HM10B . . . . .	HADLAD	HM31J2 . . . . .	HHLSVKF	HP70J . . . . .	HPRF141
HM11A . . . . .	HADLB	HM31L . . . . .	HHLSVLF	HP70NONE . . . . .	HPRFIRN
HM11B . . . . .	HADLBD	HM31M . . . . .	HHLSVMF	HP71 . . . . .	HPRFITB
HM12A . . . . .	HADLC	HM32 . . . . .	HHLCK	HPI1A . . . . .	HIVPA
HM12B . . . . .	HADLCD	HM33A . . . . .	HHLCKA	HPI1B . . . . .	HIVPB
HM13A . . . . .	HADLD	HM33B . . . . .	HHLCKB	HPI1C . . . . .	HIVPC
HM13B . . . . .	HADLDD	HM33C . . . . .	HHLCKC	HPI1D . . . . .	HIVPD
HM14A . . . . .	HADLE	HM33D . . . . .	HHLCKD	HPI1E . . . . .	HIVPE
HM14B . . . . .	HADLED	HM33E . . . . .	HHLCKE	HS1A . . . . .	HGHQA
HM15A . . . . .	HADLF	HM33F . . . . .	HHLCKI	HS1B . . . . .	HGHQB
HM15B . . . . .	HADLFD	HM33G . . . . .	HHLCKF	HS1C . . . . .	HGHQC
HM16 . . . . .	HHL2GP	HM33H . . . . .	HHLCKG	HS1D . . . . .	HGHQD
HM17 . . . . .	HHL2HOP	HM33I . . . . .	HHLCKH	HS1E . . . . .	HGHQE
HM18 . . . . .	HXDTS	HM34A . . . . .	HHLCKAN	HS1F . . . . .	HGHQF
HM19 . . . . .	HNXDTS	HM34B . . . . .	HHLCKBN	HS1G . . . . .	HGHQG
HM20 . . . . .	HHOSP	HM34C . . . . .	HHLCKCN	HS1H . . . . .	HGHQH
HM21 . . . . .	HHOSPD	HM34D . . . . .	HHLCKDN	HS1I . . . . .	HGHQI
HM23 . . . . .	HHOSPCH	HM34E . . . . .	HHLCKEN	HS1J . . . . .	HGHQJ
HM24 . . . . .	HHOSPNS	HM34F . . . . .	HHLCKIN	HS1K . . . . .	HGHQK
HM25 . . . . .	HHLCVRL	HM34G . . . . .	HHLCKFN	HS1L . . . . .	HGHQL
HM26 . . . . .	HHLCVRH	HM34H . . . . .	HHLCKGN	HS2A . . . . .	HOPFAMO
HM27 . . . . .	HHLCVRL	HM34I . . . . .	HHLCKHN	HS2B . . . . .	HOPFAML
HM28 . . . . .	HHLSV	HM35 . . . . .	HSMOKER	HS2C . . . . .	HOPFAMP
HM29A . . . . .	HHLSVA	HM36 . . . . .	HNCIGS	HS2D . . . . .	HOPFAMQ
HM29B . . . . .	HHLSVB	HM38 . . . . .	HAIDHH	HS2E . . . . .	HOPFAMK
HM29C . . . . .	HHLSVC	HM39P1 . . . . .	HAIDHUA	HS2F . . . . .	HOPFAMR
HM29D . . . . .	HHLSVD	HM39P2 . . . . .	HAIDHUB	HS3A . . . . .	HLFSAT1
HM29E . . . . .	HHLSVE	HM39P3 . . . . .	HAIDHUC	HS3B . . . . .	HLFSAT2
HM29F . . . . .	HHLSVF	HM40 . . . . .	HAIDXHH	HS3C . . . . .	HLFSAT3
HM29G . . . . .	HHLSVG	HM41 . . . . .	HNAIDXHH	HS3D . . . . .	HLFSAT4
HM29H . . . . .	HHLSVH	HM42M1 . . . . .	HAIDHU1	HS3E . . . . .	HLFSAT5
HM29I . . . . .	HHLSVI	HM42M2 . . . . .	HAIDHU2	HS3F . . . . .	HLFSAT6
HM29J1 . . . . .	HHLSVJ	HM44 . . . . .	HAIDHRS	HS3G . . . . .	HLFSAT7



HS3H . . . . .	HLFSAT8	HV11F . . . . .	HLFIMPF	HY9 . . . . .	HYPFBEAU
HS4A . . . . .	HLFSATO	HV11G . . . . .	HLFIMPG	HY10 . . . . .	HYPFCLUB
HS4B . . . . .	HLFSATL	HV11H . . . . .	HLFIMPH	HY11 . . . . .	HYPFDISC
HS5A . . . . .	HNETSX1	HV12A . . . . .	HLOCSERA	HY12 . . . . .	HYPFSPOR
HS5A . . . . .	HNETSX2	HV12B . . . . .	HLOCSERB	HY13 . . . . .	HYPFARCA
HS5A . . . . .	HNETSX3	HV12C . . . . .	HLOCSERC	HY14 . . . . .	HYPARGM
HS5B . . . . .	HNET1RL	HV12D . . . . .	HLOCSERD	HY15 . . . . .	HYPARGF
HS5B . . . . .	HNET2RL	HV12E . . . . .	HLOCSERE	HY16 . . . . .	HYPTLKM
HS5B . . . . .	HNET3RL	HV13 . . . . .	HLOCCHD	HY17 . . . . .	HYPTLKF
HS5BOC . . . . .	HNET1WR	HV14A . . . . .	HOPNGBHA	HY18 . . . . .	HYPNPAL
HS5BOC . . . . .	HNET2WR	HV14B . . . . .	HOPNGBHB	HY19 . . . . .	HYPGANG
HS5BOC . . . . .	HNET3WR	HV14C . . . . .	HOPNGBHC	HY20 . . . . .	HYPMKFRN
HS5C . . . . .	HNET1AG	HV14D . . . . .	HOPNGBHD	HY21 . . . . .	HYPFGHT
HS5C . . . . .	HNET2AG	HV14E . . . . .	HOPNGBHE	HY22 . . . . .	HYPEATN
HS5C . . . . .	HNET3AG	HV14F . . . . .	HOPNGBHF	HY23 . . . . .	HYPSAVE
HS5D . . . . .	HNET1KN	HV14G . . . . .	HOPNGBHG	HY24L . . . . .	HYPKML
HS5D . . . . .	HNET2KN	HV14H . . . . .	HOPNGBHH	HY24P . . . . .	HYPKMP
HS5D . . . . .	HNET3KN	HV15 . . . . .	HFRNA	HY25 . . . . .	HYPBEAU
HS5E . . . . .	HNET1PH	HV16 . . . . .	HFRNB	HY26 . . . . .	HYPDKLM
HS5E . . . . .	HNET2PH	HV17 . . . . .	HFRNC	HY27 . . . . .	HYPMEV
HS5E . . . . .	HNET3PH	HV18 . . . . .	HYPAR	HY28 . . . . .	HYPMAG
HS5F . . . . .	HNET1LV	HV19 . . . . .	HPYHLTH	HY29 . . . . .	HYPMOF
HS5F . . . . .	HNET2LV	HV20 . . . . .	HPYHWRK	HY30 . . . . .	HYPMLW
HS5F . . . . .	HNET3LV	HV21 . . . . .	HPYNYP	HY31 . . . . .	HYPMYR
HS5G . . . . .	HNET1JB	HV21A1 . . . . .	HPYPNO1	HY32 . . . . .	HYPDGFR
HS5G . . . . .	HNET2JB	HV21A2 . . . . .	HPYPNO2	HY33 . . . . .	HYPHAD
HS5G . . . . .	HNET3JB	HV21A3 . . . . .	HPYPNO3	HY34 . . . . .	HYPWOR
HS6A . . . . .	HNETSOC	HV21B1 . . . . .	HPYAGE1	HY35 . . . . .	HYPBULL
HT2B . . . . .	HTELWHY	HV21B2 . . . . .	HPYAGE2	HY36 . . . . .	HYPPLONE
HT45 . . . . .	HTLFIYRL	HV21B3 . . . . .	HPYAGE3	HY37 . . . . .	HYPBORED
HT50 . . . . .	HTLFIYR	HV22Y1 . . . . .	HPYWHR1	HY38 . . . . .	HYPESTA
HV1A . . . . .	HOPPOLA	HV22Y2 . . . . .	HPYWHR2	HY39 . . . . .	HYPESTB
HV1B . . . . .	HOPPOLB	HV22Y3 . . . . .	HPYWHR3	HY40 . . . . .	HYPESTC
HV1C . . . . .	HOPPOLC	HV23Y1 . . . . .	HPYMAN1	HY41 . . . . .	HYPESTE
HV1D . . . . .	HOPPOLD	HV23Y2 . . . . .	HPYMAN2	HY42 . . . . .	HYPESTF
HV2 . . . . .	HVOTE1	HV23Y3 . . . . .	HPYMAN3	HY43 . . . . .	HYPESTH
HV3 . . . . .	HVOTE2	HV24Y1 . . . . .	HPYARG1	HY44 . . . . .	HYPTCHA
HV4 . . . . .	HVOTE3	HV24Y2 . . . . .	HPYARG2	HY45 . . . . .	HYPTCHB
HV5 . . . . .	HVOTE4	HV24Y3 . . . . .	HPYARG3	HY46 . . . . .	HYPTCHC
HV6 . . . . .	HVOTE5	HV25Y1 . . . . .	HPYTLK1	HY47 . . . . .	HYPESTG
HV7 . . . . .	HVOTE7	HV25Y2 . . . . .	HPYTLK2	HY48 . . . . .	HYPHSW
HV8 . . . . .	HVOTE8	HV25Y3 . . . . .	HPYTLK3	HY49 . . . . .	HYPHAP
HV9A . . . . .	HLACTA	HV26Y1 . . . . .	HPYSMK1	HY50 . . . . .	HYPHFM
HV9B . . . . .	HLACTB	HV26Y2 . . . . .	HPYSMK2	HY51 . . . . .	HYPHFR
HV9C . . . . .	HLACTC	HV26Y3 . . . . .	HPYSMK3	HY52 . . . . .	HYPHLF
HV9D . . . . .	HLACTD	HV27Y1 . . . . .	HPYSAD1	HY53 . . . . .	HYPCOMA
HV9E . . . . .	HLACTE	HV27Y2 . . . . .	HPYSAD2	HY54 . . . . .	HYPCOMB
HV9F . . . . .	HLACTF	HV27Y3 . . . . .	HPYSAD3	HY55 . . . . .	HYPCOMC
HV9H . . . . .	HLACTH	HV28Y1 . . . . .	HPYWOR1	HY56 . . . . .	HYPCOMD
HV9I . . . . .	HLACTI	HV28Y2 . . . . .	HPYWOR2	HY57 . . . . .	HYPCOME
HV9J . . . . .	HLACTJ	HV28Y3 . . . . .	HPYWOR3	HY58 . . . . .	HYPCOMF
HV9K . . . . .	HLACTK	HY1 . . . . .	HYTVHRS	HY59 . . . . .	HYPCOMG
HV9L . . . . .	HLACTL	HY2 . . . . .	HYTVSTP	HY60 . . . . .	HYPOPLA
HV10 . . . . .	HTRUST	HY3 . . . . .	HYPFPC	HY61 . . . . .	HYPOPHA
HV11A . . . . .	HLFIMPA	HY4 . . . . .	HYPFPCGM	HY62 . . . . .	HYPOPPL
HV11B . . . . .	HLFIMPB	HY5 . . . . .	HYPFALS	HY63 . . . . .	HYPOPSCB
HV11C . . . . .	HLFIMPC	HY6 . . . . .	HYPUTEL	HY64 . . . . .	HYPVTE6
HV11D . . . . .	HLFIMPD	HY7 . . . . .	HYPLATE	HY65 . . . . .	HYPVTE3
HV11E . . . . .	HLFIMPE	HY8 . . . . .	HYPFPARK	HY66 . . . . .	HYPWRWA

HY67	.....	HYPCRWRB	ID21Y	.....	IEDBGY1	ID25I1	.....	IEDQLIN1
HY68	.....	HYPEXPL	ID21Y2	.....	IEDBGY2	ID25I2	.....	IEDQLI2
HY69	.....	HYPVAND	ID22	.....	IEDENNE1	ID25J1	.....	IEDQLJ1
HY70	.....	HYPTRUN	ID22M	.....	IEDENM1	ID25J1	.....	IEDQLJN1
HY71	.....	HYPOPSC	ID22M2	.....	IEDENM2	ID25J2	.....	IEDQLJ2
HY72	.....	HYPASC	ID22NE2	.....	IEDENNE2	ID25NA	.....	IEDQNN2
HY73	.....	HYPLVSC	ID22Y	.....	IEDENY1	ID25NONE	.....	IEDQNN1
HY74	.....	HYPLVHM	ID22Y2	.....	IEDENY2	ID26	.....	IEDOQL1
HY75	.....	HYPAMAR	ID23A	.....	IEDFEEA1	ID26	.....	IEDOQL2
HY76	.....	HYPAPAR	ID23A	.....	IEDFEEA2	ID26NONE	...	IEDOQLN1
HY77	.....	HYPWHR	ID23B	.....	IEDFEEB1	ID26NONE	...	IEDOQLN2
HY78	.....	HYPAY	ID23B	.....	IEDFEEB2	ID27	.....	IEDMORE1
HY80	.....	HYP	ID23C	.....	IEDFEEC1	ID27	.....	IEDMORE2
HY81	.....	HYP	ID23C	.....	IEDFEEC2	ID29DST	....	IPLBORND
HY82	.....	HYPDLFA	ID23D	.....	IEDFEED1	ID29OS	....	IPLBORNC
HY82	.....	HYPDLFB	ID23D	.....	IEDFEED2	ID30	.....	IYR2UK4
ID0AD	.....	IDOID	ID23E	.....	IEDFEEE1	ID31	.....	IMLSTAT
ID0AM	.....	IDOIM	ID23E	.....	IEDFEEE2	ID32M1	.....	ICITZN1
ID0AY	.....	IDOIY4	ID23F	.....	IEDFEEF1	ID32M2	.....	ICITZN2
ID0BA	.....	IIVLYR	ID23F	.....	IEDFEEF2	ID33	.....	IRACE
ID0BB	.....	IIVSTAT2	ID23G	.....	IEDFEEG1	ID36	.....	IPASOC
ID0D	.....	IRACH12	ID23G	.....	IEDFEEG2	ID36ANA	.....	IPAJU
ID1H	.....	IIVSOIH	ID24	.....	IEDQUAL1	ID37	.....	IPASEMP
ID1M	.....	IIVSOIM	ID24	.....	IEDQUAL2	ID38	.....	IPABOSS
ID2	.....	ILKNBRD	ID25A1	.....	IEDQLA1	ID39	.....	IPAMNGR
ID3	.....	ILKMOVE	ID25A1	.....	IEDQLAN1	ID40	.....	IMAJU
ID4	.....	ILKMOVY	ID25A2	.....	IEDQLA2	ID40	.....	IMASOC
ID5	.....	IXPMOVE	ID25A2	.....	IEDQLAN2	ID41	.....	IMASEMP
ID6	.....	IPLNEW	ID25A2	.....	IEDQLBN2	ID42	.....	IMABOSS
ID7M	.....	IPLNOWM	ID25A2	.....	IEDQLCN2	ID43	.....	IMAMNGR
ID7Y	.....	IPLNOWY4	ID25A2	.....	IEDQLDN2	ID44	.....	IJ1SOC
ID8	.....	IMOVJB	ID25A2	.....	IEDQLEN2	ID44NA	.....	IJ1NONE
ID9A	.....	IMOVJBA	ID25A2	.....	IEDQLFN2	ID45	.....	IJ1SEMP
ID9B	.....	IMOVJBB	ID25A2	.....	IEDQLGN2	ID46	.....	IJ1BOSS
ID9C	.....	IMOVJBC	ID25A2	.....	IEDQLHN2	ID47	.....	IJ1MNGR
ID9D	.....	IMOVJBD	ID25A2	.....	IEDQLIN2	ID48	.....	ILCOH
ID9E	.....	IMOVJBE	ID25A2	.....	IEDQLJN2	ID49M	.....	ICOH1BM
ID9F	.....	IMOVJBF	ID25B1	.....	IEDQLB1	ID49Y	.....	ICOH1BY
ID9G	.....	IMOVJBG	ID25B1	.....	IEDQLBN1	ID50	.....	ICOH1MR
ID9H	.....	IMOVJBH	ID25B2	.....	IEDQLB2	ID51M	.....	ICOH1EM
ID9I	.....	IMOVJBI	ID25C1	.....	IEDQLC1	ID51Y	.....	ICOH1EY
ID10M1	.....	IMOVY1	ID25C1	.....	IEDQLCN1	ID52	.....	INMAR
ID10M2	.....	IMOVY2	ID25C2	.....	IEDQLC2	ID53M	.....	ILMAR1M
ID11	.....	ISEX	ID25D1	.....	IEDQLD1	ID53Y	.....	ILMAR1Y
ID11M	.....	IDOBM	ID25D1	.....	IEDQLDN1	ID54	.....	ILPRNT
ID11Y	.....	IDOBY	ID25D2	.....	IEDQLD2	ID55	.....	ILNPRNT
ID12	.....	ISEX	ID25E1	.....	IEDQLE1	ID56M	.....	ICH1BM
ID14	.....	IMLSTAT	ID25E1	.....	IEDQLEN1	ID56Y	.....	ICH1BY
ID15	.....	IMLCHNG	ID25E2	.....	IEDQLE2	ID57	.....	ISCEND
ID16M	.....	IMLCHM	ID25F1	.....	IEDQLF1	ID57NA	.....	ISCHOOL
ID16Y	.....	IMLCHY4	ID25F1	.....	IEDQLFN1	ID58	.....	ISCTYPE
ID17	.....	IJBSTAT	ID25F2	.....	IEDQLF2	ID59	.....	ISCNOW
ID18	.....	IEDLYR	ID25G1	.....	IEDQLG1	ID60	.....	IFETYPE
ID19	.....	IEDTYPE1	ID25G1	.....	IEDQLGN1	ID61	.....	IFEEND
ID19	.....	IEDTYPE2	ID25G2	.....	IEDQLG2	ID61NA	.....	IFENOW
ID20	.....	IEDBLYR1	ID25H1	.....	IEDQLH1	ID62	.....	IQFHAS
ID20	.....	IEDBLYR2	ID25H1	.....	IEDQLHN1	ID63A	.....	IQFA
ID21M	.....	IEDBGM1	ID25H2	.....	IEDQLH2	ID63B	.....	IQFB
ID21M2	.....	IEDBGM2	ID25I1	.....	IEDQLI1	ID63C	.....	IQFC

ID63D	IQFD	ID70A3	ITRWHYA3	ID75F2	ITRQLF2
ID63E	IQFE	ID70B	ITRWHYB2	ID75F3	ITRQLF3
ID63F	IQFF	ID70B1	ITRWHYB1	ID75G1	ITRQLG1
ID63G	IQFG	ID70B3	ITRWHYB3	ID75G2	ITRQLG2
ID63H	IQFH	ID70C	ITRWHYC2	ID75G3	ITRQLG3
ID63I	IQFI	ID70C1	ITRWHYC1	ID75H1	ITRQLH1
ID63J	IQFJ	ID70C3	ITRWHYC3	ID75H2	ITRQLH2
ID63K	IQFK	ID70D	ITRWHYD2	ID75H3	ITRQLH3
ID63L	IQFL	ID70D1	ITRWHYD1	ID75I1	ITRQLI1
ID63M	IQFM	ID70D3	ITRWHYD3	ID75I2	ITRQLI2
ID63N	IQFN	ID70E	ITRWHYE2	ID75I3	ITRQLI3
ID64	IQFED	ID70E1	ITRWHYE1	ID75J1	ITRQLJ1
ID65A	IQFEDA	ID70E3	ITRWHYE3	ID75J2	ITRQLJ2
ID65B	IQFEDB	ID71	ITRQ1	ID75J3	ITRQLJ3
ID65C	IQFEDC	ID71	ITRQ2	ID75NONE	ITRQLNN1
ID65D	IQFEDD	ID71	ITRQ3	ID75NONE	ITRQLNN2
ID65E	IQFEDE	ID71	ITRU1	ID75NONE	ITRQLNN3
ID65F	IQFEDF	ID71	ITRU2	ID76AN1	ITRQLAN1
ID65G	IQFEDG	ID71	ITRU3	ID76AN2	ITRQLAN2
ID65H	IQFEDH	ID72A	ITRFEEA2	ID76AN3	ITRQLAN3
ID65I	IQFEDI	ID72A1	ITRFEEA1	ID76BN1	ITRQLBN1
ID65J	IQFEDJ	ID72A3	ITRFEEA3	ID76BN2	ITRQLBN2
ID65K	IQFEDK	ID72B	ITRFEEB2	ID76BN3	ITRQLBN3
ID65L	IQFEDL	ID72B1	ITRFEEB1	ID76CN1	ITRQLCN1
ID65M	IQFEDM	ID72B3	ITRFEEB3	ID76CN2	ITRQLCN2
ID65N	IQFEDN	ID72C	ITRFEEC2	ID76CN3	ITRQLCN3
ID65O	IQFEDO	ID72C1	ITRFEEC1	ID76DN1	ITRQLDN1
ID65P	IQFEDP	ID72C3	ITRFEEC3	ID76DN2	ITRQLDN2
ID65Q	IQFEDQ	ID72E	ITRFEEE2	ID76DN3	ITRQLDN3
ID65R	IQFEDR	ID72E1	ITRFEEE1	ID76EN1	ITRQLEN1
ID65S	IQFEDS	ID72E3	ITRFEEE3	ID76EN2	ITRQLEN2
ID65T	IQFEDT	ID72F	ITRFEEF2	ID76EN3	ITRQLEN3
ID66A	INQFEDA	ID72F1	ITRFEEF1	ID76FN1	ITRQLFN1
ID66B	INQFEDB	ID72F3	ITRFEEF3	ID76FN2	ITRQLFN2
ID66C	INQFEDC	ID72G	ITRFEEG2	ID76FN3	ITRQLFN3
ID66D	INQFEDD	ID72G1	ITRFEEG1	ID76GN1	ITRQLGN1
ID66E	INQFEDE	ID72G3	ITRFEEG3	ID76GN2	ITRQLGN2
ID66F	INQFEDF	ID73	ITRQLXP1	ID76GN3	ITRQLGN3
ID66G	INQFEDG	ID73	ITRQLXP2	ID76HN1	ITRQLHN1
ID66H	INQFEDH	ID73	ITRQLXP3	ID76HN2	ITRQLHN2
ID66I	INQFEDI	ID74	ITRQLAC1	ID76HN3	ITRQLHN3
ID66J	INQFEDJ	ID74	ITRQLAC2	ID76IN1	ITRQLIN1
ID66K	INQFEDK	ID74	ITRQLAC3	ID76IN2	ITRQLIN2
ID66L	INQFEDL	ID75A1	ITRQLA1	ID76IN3	ITRQLIN3
ID66M	INQFEDM	ID75A2	ITRQLA2	ID76JN1	ITRQLJN1
ID66N	INQFEDN	ID75A3	ITRQLA3	ID76JN2	ITRQLJN2
ID66O	INQFEDO	ID75B1	ITRQLB1	ID76JN3	ITRQLJN3
ID66P	INQFEDP	ID75B2	ITRQLB2	ID77	ITROQL1
ID66Q	INQFEDQ	ID75B3	ITRQLB3	ID77	ITROQL2
ID66R	INQFEDR	ID75C1	ITRQLC1	ID77	ITROQL3
ID66S	INQFEDS	ID75C2	ITRQLC2	ID77	ITROQLN3
ID66T	INQFEDT	ID75C3	ITRQLC3	ID77NONE	ITROQLN1
ID67	ITRAIN	ID75D1	ITRQLD1	ID77NONE	ITROQLN2
ID68	INTRAIN	ID75D2	ITRQLD2	ID78	ITRMORE1
ID69	ITRPLCE1	ID75D3	ITRQLD3	ID78	ITRMORE2
ID69	ITRPLCE2	ID75E1	ITRQLE1	ID79	IMABWT
ID69	ITRPLCE3	ID75E2	ITRQLE2	ID80	IMABWTN
ID70A	ITRWHYA2	ID75E3	ITRQLE3	ID81	IBWTAG1
ID70A1	ITRWHYA1	ID75F1	ITRQLF1	ID81	IBWTAG2

ID81 . . . . .	IBWTAG3	ID94E . . . . .	IWLSHUE	IE41 . . . . .	IJBONAM
ID81 . . . . .	IBWTAG4	ID95A . . . . .	IIVDA	IE42 . . . . .	IJBONG
ID81 . . . . .	IBWTPN1	ID95B . . . . .	IIVDB	IE43 . . . . .	IJBRISE
ID81 . . . . .	IBWTPN2	ID95C . . . . .	IIVDC	IE44 . . . . .	ITUJBPL
ID81 . . . . .	IBWTPN3	ID95D . . . . .	IIVDD	IE45 . . . . .	ITUIN1
ID81 . . . . .	IBWTPN4	ID95E . . . . .	IIVDE	IE46 . . . . .	IJBOPPS
ID82 . . . . .	IBWTXP1	IE1 . . . . .	IJBHAS	IE46OC . . . . .	IPAYSW
ID82 . . . . .	IBWTXP2	IE2 . . . . .	IJBHOF	IE47 . . . . .	IJBTIME
ID82 . . . . .	IBWTXP3	IE3 . . . . .	IJBHOFY	IE48 . . . . .	IJBWKHRA
ID82 . . . . .	IBWTXP4	IE4 . . . . .	IJBTERM1	IE48 . . . . .	IJBWKHRB
ID83 . . . . .	IBWTEL1	IE5 . . . . .	IJBSOC	IE48 . . . . .	IJBWKHRC
ID83 . . . . .	IBWTEL2	IE6 . . . . .	IJB SIC	IE48 . . . . .	IJBWKHRD
ID83 . . . . .	IBWTEL3	IE7 . . . . .	IJBSEMP	IE48 . . . . .	IJBWKHRE
ID83 . . . . .	IBWTEL4	IE8 . . . . .	IJB MNGR	IE48 . . . . .	IJBWKHRF
ID84 . . . . .	IBWTWK1	IE9 . . . . .	IJBSECT	IE48 . . . . .	IJBWKHRG
ID84 . . . . .	IBWTWK2	IE10 . . . . .	IJB SIZE	IE48 . . . . .	IJBWKHRH
ID84 . . . . .	IBWTWK3	IE11 . . . . .	IJBHRS	IE48 . . . . .	IPAYSG
ID84 . . . . .	IBWTWK4	IE12 . . . . .	IJBOT	IE49 . . . . .	IJB PEN
ID85 . . . . .	IBWTKN1	IE13 . . . . .	IJBOTPD	IE4A . . . . .	IJB TERM2
ID85 . . . . .	IBWTKN2	IE14 . . . . .	IJBHRLK	IE50 . . . . .	IJB PENM
ID85 . . . . .	IBWTKN3	IE15 . . . . .	IJBPL	IE52D . . . . .	IJB BGD
ID85 . . . . .	IBWTKN4	IE16 . . . . .	IJBTTWT	IE52M . . . . .	IJB BGM
ID86 . . . . .	IBWTLB1	IE17 . . . . .	IJBTTWM	IE52Y . . . . .	IJB BGY4
ID86 . . . . .	IBWTLB2	IE18B . . . . .	IJB SAT2	IE53 . . . . .	IJB BGLY
ID86 . . . . .	IBWTLB3	IE18D . . . . .	IJB SAT4	IE54 . . . . .	IPAYS
ID86 . . . . .	IBWTLB4	IE18F . . . . .	IJB SAT6	IE59 . . . . .	IPAYLY
ID86 . . . . .	IBWTOZ1	IE18G . . . . .	IJB SAT7	IE60OC . . . . .	IPAYLYW
ID86 . . . . .	IBWTOZ2	IE19 . . . . .	IJB SAT	IE61 . . . . .	IPAYLYG
ID86 . . . . .	IBWTOZ3	IE20 . . . . .	IPAYGL	IE65 . . . . .	INMWCHK
ID86 . . . . .	IBWTOZ4	IE21OC . . . . .	IPAYGW	IE66 . . . . .	INMWHRCH
ID87 . . . . .	IBWTGM1	IE22 . . . . .	IPAYNL	IE67 . . . . .	INMW PACH
ID87 . . . . .	IBWTGM2	IE23OC . . . . .	IPAYNW	IE68 . . . . .	INMWOPCH
ID87 . . . . .	IBWTGM3	IE24 . . . . .	IPAYSLP	IE70 . . . . .	INMWGBEF
ID87 . . . . .	IBWTGM4	IE26 . . . . .	IPAYUSL	IE71 . . . . .	INMWGFX
ID88 . . . . .	IBWTG51	IE27 . . . . .	IPAYU	IE72A . . . . .	INMWGFXA
ID88 . . . . .	IBWTG52	IE28OC . . . . .	IPAYUW	IE72B . . . . .	INMWGFXB
ID88 . . . . .	IBWTG53	IE29 . . . . .	IPAYUG	IE72C . . . . .	INMWGFXC
ID88 . . . . .	IBWTG54	IE30A . . . . .	IPAYDF1	IE72D . . . . .	INMWGFXD
ID89 . . . . .	INATIDA	IE30B . . . . .	IPAYDF2	IE73 . . . . .	IJSBOSS
ID89 . . . . .	INATIDB	IE30C . . . . .	IPAYDF3	IE74 . . . . .	IJSSIZE
ID89 . . . . .	INATIDC	IE30D . . . . .	IPAYDF4	IE75 . . . . .	IJSHRS
ID89 . . . . .	INATIDD	IE30E . . . . .	IPAYDF5	IE76 . . . . .	IJSHRLK
ID89 . . . . .	INATIDE	IE30F . . . . .	IPAYDF6	IE77 . . . . .	IJSTIME
ID89 . . . . .	INATIDF	IE30G . . . . .	IPAYDF7	IE78 . . . . .	IJSTYPEB
ID89 . . . . .	INATIDG	IE30H . . . . .	IPAYDF9	IE79 . . . . .	IJSACCS
ID89 . . . . .	INATIDH	IE30I . . . . .	IPAYDF8	IE80 . . . . .	IJSPART
ID89 . . . . .	INATIDI	IE31 . . . . .	IPAYTYP	IE81BM . . . . .	IJSPRBM
ID90 . . . . .	INATIDMN	IE32 . . . . .	IOVTPAY	IE81BY . . . . .	IJSPRBY4
ID91 . . . . .	IMABORN	IE33 . . . . .	IEXTRATE	IE81EM . . . . .	IJSPREM
ID92 . . . . .	IPABORN	IE33 . . . . .	IEXTREST	IE81EY . . . . .	IJSPREY4
ID93A . . . . .	IWLSHA	IE34 . . . . .	IBASRATE	IE82 . . . . .	IJSPRF
ID93B . . . . .	IWLSHB	IE34 . . . . .	IBASREST	IE83 . . . . .	IJSPRLS
ID93C . . . . .	IWLSHC	IE35 . . . . .	IOVTRATE	IE84 . . . . .	IJSPRTX
ID93D . . . . .	IWLSHD	IE35 . . . . .	IOVTREST	IE85 . . . . .	IJSPRNI
ID93E . . . . .	IWLSHE	IE36 . . . . .	IOVTCHC	IE86BM . . . . .	IJSPRBM
ID94A . . . . .	IWLSHUA	IE37 . . . . .	IPAYNMW1	IE86BY . . . . .	IJSPRBY4
ID94B . . . . .	IWLSHUB	IE38 . . . . .	IPAYNMW2	IE86EM . . . . .	IJSPREM
ID94C . . . . .	IWLSHUC	IE39 . . . . .	IJBPERFP	IE86EY . . . . .	IJSPREY4
ID94D . . . . .	IWLSHUD	IE40 . . . . .	IJBONUS	IE87 . . . . .	IJSPRF

IE88 . . . . .	IJSPRLS	IE127 . . . . .	IJBLKY1	IF3D . . . . .	IFRVAL
IE89 . . . . .	IJSPRTX	IE128 . . . . .	IJBLKY2	IF3EOC . . . . .	IFRW
IE90 . . . . .	IJSPRNI	IE129 . . . . .	IEAAGE	IF3F . . . . .	IFRJT
IE91 . . . . .	IJSPAYU	IE130 . . . . .	IJBUB	IF3FPN . . . . .	IFRJTPN
IE92 . . . . .	IJSPAYW	IE131 . . . . .	IJBUBY	IF3SEQ . . . . .	IFISEQ
IE93 . . . . .	IJSPYTX	IE132 . . . . .	IJ2HAS	IF4 . . . . .	IFISIT
IE94 . . . . .	IJSPYNI	IE133 . . . . .	IJ2SOC	IF5 . . . . .	IFISITC
IE95 . . . . .	IJSPL	IE134 . . . . .	IJ2SEMP	IF6 . . . . .	IFISITY
IE96 . . . . .	IJSTTWT	IE135 . . . . .	IJ2HRS	IF60I . . . . .	IPRF125
IE97 . . . . .	IJSTTWM	IE136 . . . . .	IJ2PAY	IF7 . . . . .	IFISITX
IE98A . . . . .	IJSSAT1	IE137A . . . . .	IIVEA	IF8 . . . . .	IFIYRDIA
IE98B . . . . .	IJSSAT2	IE137B . . . . .	IIVEB	IF9A . . . . .	IFIYRDB1
IE98D . . . . .	IJSSAT4	IE137C . . . . .	IIVEC	IF9B . . . . .	IFIYRDB2
IE98E . . . . .	IJSSAT5	IE137D . . . . .	IIVED	IF9C . . . . .	IFIYRDB3
IE99 . . . . .	IJSSAT	IE137E . . . . .	IIVEE	IF9D . . . . .	IFIYRDB4
IE100D . . . . .	IJSBGD	IEG3 . . . . .	PID	IF9E . . . . .	IFIYRDB5
IE100M . . . . .	IJSBGM	IEG4 . . . . .	IHGSEX	IF9F . . . . .	IFIYRDB6
IE100Y . . . . .	IJSBGY4	IEG4M . . . . .	IHGBM	IF10 . . . . .	ISAVE
IE101A . . . . .	IJBLKCHA	IEG4Y . . . . .	IHGBY	IF11 . . . . .	ISAVED
IE101B . . . . .	IJBLKCHB	IEG6 . . . . .	IIVIOW8	IF12M1 . . . . .	ISAVEY1
IE101C . . . . .	IJBLKCHC	IEG6 . . . . .	IIVLYR	IF12M2 . . . . .	ISAVEY2
IE101D . . . . .	IJBLKCHD	IEG7 . . . . .	IIVSTAT1	IF13 . . . . .	IPPPEN
IE101E . . . . .	IJBLKCHE	IEG8 . . . . .	IIVELIG	IF14 . . . . .	IPENB4
IE102A . . . . .	IJBXPCHA	IEG9 . . . . .	IHHMEM	IF15 . . . . .	IPENB4Y4
IE102B . . . . .	IJBXPCHB	IEG10 . . . . .	INEWHY	IF16 . . . . .	IPENB4V
IE102C . . . . .	IJBXPCHC	IEG11 . . . . .	ILVWHY	IF17OC . . . . .	IPENB4W
IE102D . . . . .	IJBXPCHD	IEG12M . . . . .	ILVMN	IF18 . . . . .	IPENYR4
IE102E . . . . .	IJBXPCHE	IEG12M . . . . .	INEMNJJN	IF19 . . . . .	IPENADD
IE103A . . . . .	IJBSTRNA	IEG12Y . . . . .	ILVYR4	IF20 . . . . .	IPENADV
IE103B . . . . .	IJBSTRNB	IEG12Y . . . . .	INEYRJN4	IF21OC . . . . .	IPENADW
IE103C . . . . .	IJBSTRNC	IEG13 . . . . .	ILVLOC	IF22 . . . . .	IWINDF
IE103D . . . . .	IJBSTRND	IEG14 . . . . .	IIVFIO	IF23A . . . . .	IWINDFA
IE105M1 . . . . .	IJBCHC1	IEG15 . . . . .	IIVRREF	IF23B . . . . .	IWINDFB
IE105M2 . . . . .	IJBCHC2	IEG16 . . . . .	IIVIREIS	IF23C . . . . .	IWINDFC
IE105M3 . . . . .	IJBCHC3	IF2 . . . . .	INF1	IF23D . . . . .	IWINDFD
IE107 . . . . .	IXPCHCF	IF2 . . . . .	INFR	IF23F . . . . .	IWINDFF
IE108 . . . . .	IXPCHC	IF3A . . . . .	IFICODE	IF23G . . . . .	IWINDFG
IE109 . . . . .	IHUXPCH	IF3B01 . . . . .	IFR01	IF23H . . . . .	IWINDFH
IE110 . . . . .	IHUNURS	IF3B02 . . . . .	IFR02	IF24A . . . . .	IWINDFAY
IE111 . . . . .	IJULK1	IF3B03 . . . . .	IFR03	IF24B . . . . .	IWINDFBY
IE112 . . . . .	IJULK4	IF3B04 . . . . .	IFR04	IF24C . . . . .	IWINDFCY
IE113A . . . . .	IJULKA	IF3B05 . . . . .	IFR05	IF24D . . . . .	IWINDFDY
IE113B . . . . .	IJULKB	IF3B06 . . . . .	IFR06	IF24F . . . . .	IWINDFFY
IE113C . . . . .	IJULKC	IF3B07 . . . . .	IFR07	IF24G . . . . .	IWINDFGY
IE113D . . . . .	IJULKD	IF3B08 . . . . .	IFR08	IF24H . . . . .	IWINDFHY
IE113E . . . . .	IJULKE	IF3B09 . . . . .	IFR09	IF25A . . . . .	IXPMEAL
IE114 . . . . .	IJULKJB	IF3B10 . . . . .	IFR10	IF25B . . . . .	IXPLEIS
IE115 . . . . .	IJUBGN	IF3B11 . . . . .	IFR11	IF26 . . . . .	IFTEXHH
IE116 . . . . .	IJUSPEC	IF3B12 . . . . .	IFR12	IF27A1 . . . . .	IFTEXA
IE117 . . . . .	IJUSOC	IF3B13 . . . . .	IFR13	IF27A2 . . . . .	IFTEXB
IE118 . . . . .	IJUHRXS	IF3B14 . . . . .	IFR14	IF27A3 . . . . .	IFTEXC
IE119 . . . . .	IJUPAYX	IF3B15 . . . . .	IFR15	IF27B11 . . . . .	IFTEXA1
IE120 . . . . .	IJUPAYL	IF3B16 . . . . .	IFR16	IF27B12 . . . . .	IFTEXB1
IE121 . . . . .	IJUHRSL	IF3B17 . . . . .	IFR17	IF27B13 . . . . .	IFTEXC1
IE122 . . . . .	INMWUFXA	IF3B18 . . . . .	IFR18	IF27B21 . . . . .	IFTEXA2
IE123 . . . . .	INMWUFXB	IF3B19 . . . . .	IFR19	IF27B22 . . . . .	IFTEXB2
IE124 . . . . .	IEPROSH	IF3B20 . . . . .	IFR20	IF27B23 . . . . .	IFTEXC2
IE125 . . . . .	IJBASP1	IF3BAL . . . . .	IFRALL	IF27B31 . . . . .	IFTEXA3
IE126 . . . . .	IJBASP2	IF3C . . . . .	IFRNOW	IF27B32 . . . . .	IFTEXB3

IF27B33 . . . . .	IFTEXC3	IF136 . . . . .	IF136	IH32B . . . . .	IRENT7
IF27B41 . . . . .	IFTEXA4	IF137 . . . . .	IF137	IH32C . . . . .	IRENT2
IF27B42 . . . . .	IFTEXB4	IF138 . . . . .	IF138	IH32D . . . . .	IRENT3
IF27B43 . . . . .	IFTEXC4	IF139 . . . . .	IF139	IH32E . . . . .	IRENT4
IF27B51 . . . . .	IFTEXA5	IF140 . . . . .	IF140	IH32F . . . . .	IRENT5
IF27B52 . . . . .	IFTEXB5	IF141 . . . . .	IF141	IH32G . . . . .	IRENT8
IF27B53 . . . . .	IFTEXC5	IF142 . . . . .	IF142	IH32H . . . . .	IRENT6
IF27B61 . . . . .	IFTEXA6	IF151 . . . . .	IF151	IH33 . . . . .	IRENTHB
IF27B62 . . . . .	IFTEXB6	IF152 . . . . .	IF152	IH34 . . . . .	IRENTG
IF27B63 . . . . .	IFTEXC6	IF153 . . . . .	IF153	IH35 . . . . .	IRENTG
IF27C1 . . . . .	IFTEXAV	IF154 . . . . .	IF154	IH36 . . . . .	IRENTGW
IF27C2 . . . . .	IFTEXBV	IF155 . . . . .	IF155	IH37 . . . . .	IXPHSDF
IF27C3 . . . . .	IFTEXCV	IF156 . . . . .	IF156	IH38A . . . . .	IXPHSD1
IF27DOC1 . . . . .	IFTEXAW	IF157 . . . . .	IF157	IH38B . . . . .	IXPHSD2
IF27DOC2 . . . . .	IFTEXBW	IF158 . . . . .	IF158	IH39 . . . . .	IXPHSDB
IF27DOC3 . . . . .	IFTEXCW	IF159 . . . . .	IF159	IH40A . . . . .	IHSBTH
IF28 . . . . .	ISPINHH	IH0AD . . . . .	IHHDOI	IH40A . . . . .	IHSGDN
IF29A . . . . .	IHUBUYS	IH0AM . . . . .	IHHMOI	IH40A . . . . .	IHSKCH
IF29B . . . . .	IHUFYRS	IH0AY . . . . .	IHHYOI4	IH40A . . . . .	IHSTLT
IF29C . . . . .	IHUMOPS	IH0BH . . . . .	IHHSOIH	IH40B . . . . .	IHSBTHS
IF29D . . . . .	IHUIRON	IH0BM . . . . .	IHHSOIM	IH40B . . . . .	IHSGDNS
IF30 . . . . .	IHHCH12	IH0C . . . . .	IHSTYPE	IH40B . . . . .	IHSKCHS
IF31 . . . . .	IHUSITS	IH1A . . . . .	IHSRINS	IH40B . . . . .	IHSTLTS
IF32 . . . . .	IHOWLNG	IH2 . . . . .	IHSROOM	IH41A . . . . .	IXPGASY
IF33 . . . . .	ICARUSE	IH3 . . . . .	IHSOWND	IH41B . . . . .	IXPLECY
IF34M1 . . . . .	IEVENT1	IH4M1 . . . . .	IHSOWR1	IH41C . . . . .	IXPOILY
IF34M1 . . . . .	IEVENT1S	IH4M2 . . . . .	IHSOWR2	IH41D . . . . .	IXPSFLY
IF34M2 . . . . .	IEVENT2	IH5 . . . . .	IHSVAL	IH42 . . . . .	IHEATCH
IF34M2 . . . . .	IEVENT2S	IH6 . . . . .	IMGHAVE	IH43 . . . . .	IHEATYP
IF34M3 . . . . .	IEVENT3	IH7 . . . . .	IHSOWRP	IH44A . . . . .	IHSPRBG
IF34M3 . . . . .	IEVENT3S	IH8 . . . . .	IMGYNOT	IH44B . . . . .	IHSPRBH
IF34M4 . . . . .	IEVENT4	IH9 . . . . .	IHSCOST	IH44C . . . . .	IHSPRBI
IF34M4 . . . . .	IEVENT4S	IH10 . . . . .	IHSYR04	IH44D . . . . .	IHSPRBJ
IF35A . . . . .	IIVFA	IH12 . . . . .	IMGYR04	IH44E . . . . .	IHSPRBK
IF35B . . . . .	IIVFB	IH13 . . . . .	IMGLY	IH44F . . . . .	IHSPRBL
IF35C . . . . .	IIVFC	IH14 . . . . .	IHSIVW8	IH44G . . . . .	IHSPRBM
IF35D . . . . .	IIVFD	IH17 . . . . .	IMGOLD	IH44H . . . . .	IHSPRBN
IF35E . . . . .	IIVFE	IH18 . . . . .	IMGLIFE	IH44I . . . . .	IHSPRBO
IF36H . . . . .	IIVFOIH	IH19 . . . . .	IMGTYPE	IH44J . . . . .	IHSPRBP
IF36M . . . . .	IIVFOIM	IH20 . . . . .	IMGXTRA	IH44K . . . . .	IHSPRBQ
IF37 . . . . .	IIVSC	IH21 . . . . .	IMGNEW	IH45 . . . . .	IHSCTAX
IF101 . . . . .	IF101	IH22A . . . . .	IMGXTY1	IH46 . . . . .	IHS2OWND
IF102 . . . . .	IF102	IH22B . . . . .	IMGXTY2	IH47 . . . . .	IHS2VAL
IF103 . . . . .	IF103	IH22C . . . . .	IMGXTY3	IH49 . . . . .	IMGTOT
IF104 . . . . .	IF104	IH22D . . . . .	IMGXTY4	IH50 . . . . .	ICDHAVE
IF105 . . . . .	IF105	IH22E . . . . .	IMGXTY5	IH51A . . . . .	ICD1USE
IF106 . . . . .	IF106	IH23 . . . . .	IXPMG	IH51B . . . . .	ICD2USE
IF116 . . . . .	IF116	IH24A . . . . .	IXPMG1	IH51C . . . . .	ICD10USE
IF118 . . . . .	IF118	IH24B . . . . .	IXPMG2	IH51D . . . . .	ICD11USE
IF119 . . . . .	IF119	IH24C . . . . .	IXPMG3	IH51E . . . . .	ICD3USE
IF121 . . . . .	IF121	IH24D . . . . .	IXPMG4	IH51F . . . . .	ICD4USE
IF122 . . . . .	IF122	IH25 . . . . .	IHSJB	IH51G . . . . .	ICD5USE
IF124 . . . . .	IF124	IH26M1 . . . . .	IRENTP1	IH51H . . . . .	ICD6USE
IF125 . . . . .	IF125	IH26M2 . . . . .	IRENTP2	IH51I . . . . .	ICD7USE
IF126 . . . . .	IF126	IH27 . . . . .	IRENTLL	IH51J . . . . .	ICD8USE
IF127 . . . . .	IF127	IH28 . . . . .	IRENTF	IH51K . . . . .	ICD9USE
IF128 . . . . .	IF128	IH30 . . . . .	IRENT	IH51L . . . . .	ICD12USE
IF132 . . . . .	IF132	IH31 . . . . .	IRENTW	IH52 . . . . .	ICDBGHT
IF135 . . . . .	IF135	IH32A . . . . .	IRENT1	IH53A . . . . .	ICD1NEW

IH53B	ICD2NEW	II6A	IIV6A	IM2M	IHLPRBM
IH53C	ICD10NEW	II6B	IIV6B	IM2M0	IHLPRB
IH53D	ICD11NEW	II6C	IIV6C	IM3	IHLSF1
IH53E	ICD3NEW	II6D	IIV6D	IM4	IHLSF2
IH53F	ICD4NEW	II6E	IIV6E	IM5A	IHLSF3A
IH53G	ICD5NEW	II7	IIV6F	IM5B	IHLSF3B
IH53H	ICD6NEW	II8	IIV7	IM5C	IHLSF3C
IH53I	ICD7NEW	IJ5D	ICJSBGD	IM5D	IHLSF3D
IH53J	ICD8NEW	IJ5M	ICJSBGM	IM5E	IHLSF3E
IH53K	ICD9NEW	IJ5Y	ICJSBGY4	IM5F	IHLSF3F
IH53L	ICD12NEW	IJ6	INEMST	IM5G	IHLSF3G
IH54A	ICD1CST	IJ7D	ICJSBGD	IM5H	IHLSF3H
IH54B	ICD2CST	IJ7M	ICJSBGM	IM5I	IHLSF3I
IH54C	ICD10CST	IJ7Y	ICJSBGY4	IM5J	IHLSF3J
IH54D	ICD11CST	IJ8	ICJSBLY	IM6A	IHLSF4A
IH54E	ICD3CST	IJ9	IJHSTAT	IM6B	IHLSF4B
IH54F	ICD4CST	IJ10D	IJHBGD	IM6C	IHLSF4C
IH54G	ICD5CST	IJ10M	IJHBGM	IM6D	IHLSF4D
IH54H	ICD6CST	IJ10Y	IJHBGY4	IM7A	IHLSF5A
IH54I	ICD7CST	IJ12	INJBS	IM7B	IHLSF5B
IH54J	ICD8CST	IJ14	IJHSOC	IM7C	IHLSF5C
IH54K	ICD9CST	IJ16	IJHSEMP	IM8	IHLSF6
IH54L	ICD12CST	IJ17	IJHBOSS	IM9	IHLSF7
IH55	IXPHP	IJ18	IJHSECT	IM10	IHLSF8
IH56	IXPHPDF	IJ19	IJHMNGR	IM11A	IHLSF9A
IH57A	IHSCANA	IJ21	IJHPLDF	IM11B	IHLSF9B
IH57B	IHSCANB	IJ22	IJHSIC	IM11C	IHLSF9C
IH57C	IHSCANC	IJ23	IJHSIZE	IM11D	IHLSF9D
IH57D	IHSCAND	IJ24	IJHPAYL	IM11E	IHLSF9E
IH57E	IHSCANE	IJ25OC	IJHPYLW	IM11F	IHLSF9F
IH57F	IHSCANF	IJ26	IJHPYLG	IM11G	IHLSF9G
IH58A	IHSCNTA	IJ27	IJHSTPY	IM11H	IHLSF9H
IH58B	IHSCNTB	IJ28	IJBLKY	IM11I	IHLSF9I
IH58C	IHSCNTC	IJ31	IJBHAD	IM11J	IHLSF9J
IH58D	IHSCNTD	IJ32	IJLEND4	IM12A	IHLSF10A
IH58E	IHSCNTE	IJ33	IJLSOC	IM12B	IHLSF10B
IH58F	IHSCNTF	IJ34	IJLSIC	IM12C	IHLSF10C
IH59	IXPFOOD	IJ35	IJLSEMP	IM12D	IHLSF10D
IH60	INCARS	IJ36	IJLBOSS	IM13	IHL2GP
IH61	ICAROWN	IJ37	IJLMNGR	IM14	IHL2HOP
IH62M1	IIVH1	IJ38	IJLSIZE	IM15	IXDTS
IH62M2	IIVH2	IJ39A	IIVJA	IM16	INXDTS
IH62M3	IIVH3	IJ39B	IIVJB	IM17	IHOSP
IH63H	IHHFOIH	IJ39C	IIVJC	IM18	IHOSPD
IH63M	IHHFOIM	IJ39D	IIVJD	IM20	IHOSPCH
IHG2	IHGR2R	IJ39E	IIVJE	IM21	IHOSP NHS
IHG3	IHGSEX	IM1	IHLDSBL	IM22	IHL CVR
IHG4M	IHGBM	IM2A	IHLPRBA	IM23	IHL CVRH
IHG4Y	IHGBY	IM2B	IHLPRBB	IM24	IHL CVRL
IHG8	IMASTAT	IM2C	IHLPRBC	IM25	IHL SV
IHG9	IHGSPN	IM2D	IHLPRBD	IM26A	IHL SVA
IHG10	IHGEMP	IM2E	IHLPRBE	IM26B	IHL SVB
IHG11	IHG FNO	IM2F	IHLPRBF	IM26C	IHL SVC
IHG12	IHG MNO	IM2G	IHLPRBG	IM26D	IHL SVD
IHG13	IHG RA	IM2H	IHLPRBH	IM26E	IHL SVE
II1	IIV1	IM2I	IHLPRBI	IM26F	IHL SVF
II2	IIV2	IM2J	IHLPRBJ	IM26G	IHL SVG
II4	IIV4	IM2K	IHLPRBK	IM26H	IHL SVH
II5	IIV5	IM2L	IHLPRBL	IM26I	IHL SVI

IM26J1 . . . . .	IHLSVJ	IM41P3 . . . . .	IAIDHUC	IS2H . . . . .	IOPFAMH
IM26J2 . . . . .	IHLSVK	IM42 . . . . .	IAIDXHH	IS2I . . . . .	IOPFAMI
IM26L . . . . .	IHLSVL	IM43 . . . . .	INAIDXHH	IS3A . . . . .	ILFSAT1
IM26M . . . . .	IHLSVM	IM44M1 . . . . .	IAIDHU1	IS3B . . . . .	ILFSAT2
IM27A . . . . .	IHLSVAN	IM44M2 . . . . .	IAIDHU2	IS3C . . . . .	ILFSAT3
IM27B . . . . .	IHLSVBN	IM45A . . . . .	IIVMA	IS3D . . . . .	ILFSAT4
IM27C . . . . .	IHLSVCN	IM45B . . . . .	IIVMB	IS3E . . . . .	ILFSAT5
IM27D . . . . .	IHLSVDN	IM45C . . . . .	IIVMC	IS3F . . . . .	ILFSAT6
IM27E . . . . .	IHLSVEN	IM45D . . . . .	IIVMD	IS3G . . . . .	ILFSAT7
IM27F . . . . .	IHLSVFN	IM45E . . . . .	IIVME	IS3H . . . . .	ILFSAT8
IM27G . . . . .	IHLSVGN	IM46 . . . . .	IAIDHRS	IS4A . . . . .	ILFSATO
IM27H . . . . .	IHLSVHN	IP2B . . . . .	IPRRS2I	IS4B . . . . .	ILFSATL
IM27I . . . . .	IHLSVIN	IP2C . . . . .	IPRIPN	IS5A . . . . .	IXSUPA
IM27J1 . . . . .	IHLSVJN	IP2D . . . . .	IPRWHY	IS5B . . . . .	IXSUPB
IM27J2 . . . . .	IHLSVKN	IP3 . . . . .	IPPLEVR	IS5C . . . . .	IXSUPC
IM27L . . . . .	IHLSVLN	IP10M . . . . .	IPRESBGM	IS6A . . . . .	ISSUPA
IM27M . . . . .	IHLSVMN	IP10Y . . . . .	IPRESBY4	IS6B . . . . .	ISSUPB
IM28A . . . . .	IHLSVAF	IP11 . . . . .	IPRESLY	IS6C . . . . .	ISSUPC
IM28B . . . . .	IHLSVBF	IP23 . . . . .	IPRFEHQ	IS6D . . . . .	ISSUPD
IM28C . . . . .	IHLSVCF	IP25 . . . . .	IPRSEHQ	IS6E . . . . .	ISSUPE
IM28D . . . . .	IHLSVDF	IP48 . . . . .	IPRJBFT	IS7A . . . . .	ISSUP1
IM28E . . . . .	IHLSVEF	IP49M . . . . .	IPRJBBGM	IS7B . . . . .	ISSUPR2R
IM28F . . . . .	IHLSVFF	IP49Y . . . . .	IPRJBBY4	IT2B . . . . .	ITELWHY
IM28G . . . . .	IHLSVGF	IP50 . . . . .	IPRJBLY	IT45 . . . . .	ITLFIYRL
IM28H . . . . .	IHLSVHF	IP60A . . . . .	IPRF101	IT50 . . . . .	ITLFIYR
IM28I . . . . .	IHLSVIF	IP60B . . . . .	IPRF102	IV1A . . . . .	IOPNATA
IM28J1 . . . . .	IHLSVJF	IP60C . . . . .	IPRF116	IV1B . . . . .	IOPNATB
IM28J2 . . . . .	IHLSVKF	IP60D . . . . .	IPRF131	IV1C . . . . .	IOPNATC
IM28L . . . . .	IHLSVLF	IP60F . . . . .	IPRF135	IV1D . . . . .	IOPNATD
IM28M . . . . .	IHLSVMF	IP60G . . . . .	IPRF137	IV1E . . . . .	IOPNATE
IM29 . . . . .	IHLCK	IP60H . . . . .	IPRF139	IV1F . . . . .	IOPNATF
IM30A . . . . .	IHLCKA	IP60J . . . . .	IPRF141	IV2 . . . . .	IVOTE1
IM30B . . . . .	IHLCKB	IP60NONE . . . . .	IPRFIRN	IV3 . . . . .	IVOTE2
IM30C . . . . .	IHLCKC	IP61 . . . . .	IPREARN	IV4 . . . . .	IVOTE3
IM30D . . . . .	IHLCKD	IP61 . . . . .	IPRFITB	IV5 . . . . .	IVOTE4
IM30E . . . . .	IHLCKE	IPI1A . . . . .	IIVPA	IV6 . . . . .	IVOTE5
IM30F . . . . .	IHLCKI	IPI1B . . . . .	IIVPB	IV7 . . . . .	IVOTE7
IM30G . . . . .	IHLCKF	IPI1C . . . . .	IIVPC	IV8 . . . . .	IVOTE8
IM30H . . . . .	IHLCKG	IPI1D . . . . .	IIVPD	IV9 . . . . .	ISWVT1
IM30I . . . . .	IHLCKH	IPI1E . . . . .	IIVPE	IV10 . . . . .	ISWVT2
IM31A . . . . .	IHLCKAN	IS1A . . . . .	IGHQA	IV11 . . . . .	ISWVT3
IM31B . . . . .	IHLCKBN	IS1B . . . . .	IGHQB	IV12 . . . . .	IOPDEV1
IM31C . . . . .	IHLCKCN	IS1C . . . . .	IGHQC	IV13 . . . . .	IOPDEV2
IM31D . . . . .	IHLCKDN	IS1D . . . . .	IGHQD	IV14 . . . . .	IOPEUR1
IM31E . . . . .	IHLCKEN	IS1E . . . . .	IGHQE	IV15 . . . . .	IOPEUR2
IM31F . . . . .	IHLCKIN	IS1F . . . . .	IGHQF	IV16 . . . . .	IOPEUR3
IM31G . . . . .	IHLCKFN	IS1G . . . . .	IGHQG	IV17 . . . . .	IOPEUR4
IM31H . . . . .	IHLCKGN	IS1H . . . . .	IGHQH	IV18 . . . . .	IORGGM
IM31I . . . . .	IHLCKHN	IS1I . . . . .	IGHQI	IV19A . . . . .	IORGMA
IM32 . . . . .	ISMEVER	IS1J . . . . .	IGHQJ	IV19B . . . . .	IORGMB
IM33 . . . . .	ISMNOW	IS1K . . . . .	IGHQK	IV19C . . . . .	IORGMC
IM34 . . . . .	INCIGS	IS1L . . . . .	IGHQL	IV19D . . . . .	IORGMD
IM35 . . . . .	ISMCIQS	IS2A . . . . .	IOPFAMA	IV19E . . . . .	IORGME
IM36 . . . . .	ISMNCIGS	IS2B . . . . .	IOPFAMB	IV19F . . . . .	IORGMF
IM37 . . . . .	ISMSTOP	IS2C . . . . .	IOPFAMC	IV19G . . . . .	IORGMG
IM38 . . . . .	ISMAGBG	IS2D . . . . .	IOPFAMD	IV19H . . . . .	IORGMP
IM40 . . . . .	IAIDHH	IS2E . . . . .	IOPFAME	IV19I . . . . .	IORGMQ
IM41P1 . . . . .	IAIDHUA	IS2F . . . . .	IOPFAMF	IV19J . . . . .	IORGMO
IM41P2 . . . . .	IAIDHUB	IS2G . . . . .	IOPFAMG	IV19K . . . . .	IORGMH



IV19L . . . . .	IORGMI	IY31 . . . . .	IYPLONE	JD9G . . . . .	JMOVJBG
IV19M . . . . .	IORGMJ	IY32 . . . . .	IYPBORED	JD9H . . . . .	JMOVJBH
IV19N . . . . .	IORGMK	IY33 . . . . .	IYPESTA	JD9I . . . . .	JMOVJBI
IV19O . . . . .	IORGML	IY34 . . . . .	IYPESTI	JD10M1 . . . . .	JMOVY1
IV19P . . . . .	IORGMM	IY35 . . . . .	IYPESTB	JD10M2 . . . . .	JMOVY2
IV20 . . . . .	IORGA	IY36 . . . . .	IYPESTJ	JD11 . . . . .	JSEX
IV20A . . . . .	IORGAA	IY37 . . . . .	IYPESTC	JD11M . . . . .	JDOBM
IV20B . . . . .	IORGAB	IY38 . . . . .	IYPESTK	JD11Y . . . . .	JDOBY
IV20C . . . . .	IORGAC	IY39 . . . . .	IYPESTE	JD12 . . . . .	JSEX
IV20D . . . . .	IORGAD	IY40 . . . . .	IYPESTF	JD14 . . . . .	JMLSTAT
IV20E . . . . .	IORGAE	IY41 . . . . .	IYPESTH	JD15 . . . . .	JMLCHNG
IV20F . . . . .	IORGAF	IY42 . . . . .	IYPTCHA	JD16M . . . . .	JMLCHM
IV20G . . . . .	IORGAG	IY43 . . . . .	IYPTCHB	JD16Y . . . . .	JMLCHY4
IV20H . . . . .	IORGAP	IY44 . . . . .	IYPHSW	JD17 . . . . .	JJBSTAT
IV20I . . . . .	IORGAQ	IY45 . . . . .	IYPHAP	JD18 . . . . .	JEDLYR
IV20J . . . . .	IORGAO	IY46 . . . . .	IYPHFM	JD19 . . . . .	JEDTYPE1
IV20K . . . . .	IORGAH	IY47 . . . . .	IYPHFR	JD19 . . . . .	JEDTYPE2
IV20L . . . . .	IORGAI	IY48 . . . . .	IYPHLF	JD20 . . . . .	JEDBLR2
IV20M . . . . .	IORGAJ	IY49 . . . . .	IYPOPFF	JD20 . . . . .	JEDBLR1
IV20N . . . . .	IORGAK	IY50 . . . . .	IYPOPFB	JD21M . . . . .	JEDBGM1
IV20O . . . . .	IORGAL	IY51 . . . . .	IYPOPFJ	JD21M2 . . . . .	JEDBGM2
IV20P . . . . .	IORGAM	IY52 . . . . .	IYPOPPL	JD21Y . . . . .	JEDBGY1
IV21 . . . . .	IFRNA	IY53 . . . . .	IYPVTE6	JD21Y2 . . . . .	JEDBGY2
IV22 . . . . .	IFRNB	IY54 . . . . .	IYPVTE3	JD22 . . . . .	JEDENNE1
IV23 . . . . .	IFRNC	IY55 . . . . .	IYPCRWRA	JD22M . . . . .	JEDENM1
IV24 . . . . .	IOPRLG1	IY56 . . . . .	IYPCRWRB	JD22M2 . . . . .	JEDENM2
IV25 . . . . .	IOPRLG2	IY57 . . . . .	IYPEXPL	JD22NE2 . . . . .	JEDENNE2
IV26 . . . . .	IOPRLG3	IY58 . . . . .	IYPVAND	JD22Y . . . . .	JEDENY1
IY1 . . . . .	IYTVHRS	IY59 . . . . .	IYPTRUN	JD22Y2 . . . . .	JEDENY2
IY2 . . . . .	IYTVSTP	IY60 . . . . .	IYPOPSC	JD23A . . . . .	JEDFEEA2
IY3 . . . . .	IYPFPC	IY61 . . . . .	IYPLVSC	JD23A . . . . .	JEDFEEA1
IY4 . . . . .	IYPFPCGM	IY62 . . . . .	IYPLVHM	JD23B . . . . .	JEDFEEB2
IY5 . . . . .	IYPPALS	IY63 . . . . .	IYPWHR	JD23B . . . . .	JEDFEEB1
IY6 . . . . .	IYPPALO	IY64 . . . . .	IYPPAY	JD23C . . . . .	JEDFEEC1
IY7 . . . . .	IYPUTEL	IY65 . . . . .	IYPFSOC	JD23C . . . . .	JEDFEEC2
IY8 . . . . .	IYPLATE	IY66 . . . . .	IYPDLFA	JD23D . . . . .	JEDFEED2
IY9 . . . . .	IYPFBEAU	IY67 . . . . .	IYPDLFB	JD23D . . . . .	JEDFEED1
IY10 . . . . .	IYPFCLUB	JD0AD . . . . .	JDOID	JD23E . . . . .	JEDFEEE1
IY11 . . . . .	IYPFDISC	JD0AM . . . . .	JDOIM	JD23E . . . . .	JEDFEEE2
IY12 . . . . .	IYPFSPOR	JD0AY . . . . .	JDOIY4	JD23F . . . . .	JEDFEEF1
IY13 . . . . .	IYPARGM	JD0BA . . . . .	JIVLYR	JD23F . . . . .	JEDFEEF2
IY14 . . . . .	IYPARGF	JD0BB . . . . .	JIVSTAT2	JD23G . . . . .	JEDFEEG1
IY15 . . . . .	IYPTLKM	JD0D . . . . .	JRACH12	JD23G . . . . .	JEDFEEG2
IY16 . . . . .	IYPTLKF	JD1H . . . . .	JIVSOIH	JD24 . . . . .	JEDQUAL1
IY17 . . . . .	IYPNPAL	JD1M . . . . .	JIVSOIM	JD24 . . . . .	JEDQUAL2
IY18 . . . . .	IYPMKFRN	JD2 . . . . .	JLKNBRD	JD25A1 . . . . .	JEDQLA1
IY19 . . . . .	IYPFGHT	JD3 . . . . .	JLKMOVE	JD25A1 . . . . .	JEDQLAN1
IY20 . . . . .	IYPEATN	JD4 . . . . .	JLKMOVY	JD25A2 . . . . .	JEDQLIN2
IY21 . . . . .	IYPSAVE	JD5 . . . . .	JXPMOVE	JD25A2 . . . . .	JEDQLDN2
IY22L . . . . .	IYPPKML	JD6 . . . . .	JPLNEW	JD25A2 . . . . .	JEDQLJN2
IY22P . . . . .	IYPPKMP	JD7M . . . . .	JPLNOWM	JD25A2 . . . . .	JEDQLHN2
IY23 . . . . .	IYPSMEV	JD7Y . . . . .	JPLNOWY4	JD25A2 . . . . .	JEDQLGN2
IY24 . . . . .	IYPSMOF	JD8 . . . . .	JMOVJB	JD25A2 . . . . .	JEDQLFN2
IY25 . . . . .	IYPSMLW	JD9A . . . . .	JMOVJBA	JD25A2 . . . . .	JEDQLFN2
IY26 . . . . .	IYPOPSM	JD9B . . . . .	JMOVJBB	JD25A2 . . . . .	JEDQLBN2
IY27 . . . . .	IYPDGFR	JD9C . . . . .	JMOVJBC	JD25A2 . . . . .	JEDQLAN2
IY28 . . . . .	IYPSAD	JD9D . . . . .	JMOVJBD	JD25A2 . . . . .	JEDQLA2
IY29 . . . . .	IYPWOR	JD9E . . . . .	JMOVJBE	JD25A2 . . . . .	JEDQLCN2
IY30 . . . . .	IYBULL	JD9F . . . . .	JMOVJBF	JD25B1 . . . . .	JEDQLB1

JD25B1 . . . . .	JEDQLBN1	JD49Y . . . . .	JCOH1BY	JD66F . . . . .	JNQFEDF
JD25B2 . . . . .	JEDQLB2	JD50 . . . . .	JCOH1MR	JD66G . . . . .	JNQFEDG
JD25C1 . . . . .	JEDQLC1	JD51M . . . . .	JCOH1EM	JD66H . . . . .	JNQFEDH
JD25C1 . . . . .	JEDQLCN1	JD51Y . . . . .	JCOH1EY	JD66I . . . . .	JNQFEDI
JD25C2 . . . . .	JEDQLC2	JD52 . . . . .	JNMAR	JD66J . . . . .	JNQFEDJ
JD25D1 . . . . .	JEDQLDN1	JD53M . . . . .	JLMAR1M	JD66K . . . . .	JNQFEDK
JD25D1 . . . . .	JEDQLD1	JD53Y . . . . .	JLMAR1Y	JD66L . . . . .	JNQFEDL
JD25D2 . . . . .	JEDQLD2	JD54 . . . . .	JLPRNT	JD66M . . . . .	JNQFEDM
JD25E1 . . . . .	JEDQLE1	JD55 . . . . .	JLNPRNT	JD66N . . . . .	JNQFEDN
JD25E1 . . . . .	JEDQLEN1	JD56M . . . . .	JCH1BM	JD66O . . . . .	JNQFEDO
JD25E2 . . . . .	JEDQLE2	JD56Y . . . . .	JCH1BY	JD66P . . . . .	JNQFEDP
JD25F1 . . . . .	JEDQLF1	JD57 . . . . .	JSCEND	JD66Q . . . . .	JNQFEDQ
JD25F1 . . . . .	JEDQLFN1	JD57NA . . . . .	JSCHOOL	JD66R . . . . .	JNQFEDR
JD25F2 . . . . .	JEDQLF2	JD58 . . . . .	JSCTYPE	JD66S . . . . .	JNQFEDS
JD25G1 . . . . .	JEDQLGN1	JD59 . . . . .	JSCNOW	JD66T . . . . .	JNQFEDT
JD25G1 . . . . .	JEDQLG1	JD60 . . . . .	JFETYPE	JD67 . . . . .	JTRAIN
JD25G2 . . . . .	JEDQLG2	JD61 . . . . .	JFEEND	JD68 . . . . .	JNTRAIN
JD25H1 . . . . .	JEDQLHN1	JD61NA . . . . .	JFENOW	JD69 . . . . .	JTRPLCE1
JD25H1 . . . . .	JEDQLH1	JD62 . . . . .	JQFHAS	JD69 . . . . .	JTRPLCE2
JD25H2 . . . . .	JEDQLH2	JD63A . . . . .	JQFA	JD69 . . . . .	JTRPLCE3
JD25I1 . . . . .	JEDQLIN1	JD63B . . . . .	JQFB	JD70A . . . . .	JTRWHYA2
JD25I1 . . . . .	JEDQLI1	JD63C . . . . .	JQFC	JD70A1 . . . . .	JTRWHYA1
JD25I2 . . . . .	JEDQLI2	JD63D . . . . .	JQFD	JD70A3 . . . . .	JTRWHYA3
JD25J1 . . . . .	JEDQLJN1	JD63E . . . . .	JQFE	JD70B . . . . .	JTRWHYB2
JD25J1 . . . . .	JEDQLJ1	JD63F . . . . .	JQFF	JD70B1 . . . . .	JTRWHYB1
JD25J2 . . . . .	JEDQLJ2	JD63G . . . . .	JQFG	JD70B3 . . . . .	JTRWHYB3
JD25NA . . . . .	JEDQNN2	JD63H . . . . .	JQFH	JD70C . . . . .	JTRWHYC2
JD25NON . . . . .	JEDQNN1	JD63I . . . . .	JQFI	JD70C1 . . . . .	JTRWHYC1
JD26 . . . . .	JEDOQL2	JD63J . . . . .	JQFJ	JD70C3 . . . . .	JTRWHYC3
JD26 . . . . .	JEDOQL1	JD63K . . . . .	JQFK	JD70D . . . . .	JTRWHYD2
JD26NON . . . . .	JEDOQLN2	JD63L . . . . .	JQFL	JD70D1 . . . . .	JTRWHYD1
JD26NON . . . . .	JEDOQLN1	JD63M . . . . .	JQFM	JD70D3 . . . . .	JTRWHYD3
JD27 . . . . .	JEDMORE2	JD63N . . . . .	JQFN	JD70E . . . . .	JTRWHYE2
JD27 . . . . .	JEDMORE1	JD64 . . . . .	JQFED	JD70E1 . . . . .	JTRWHYE1
JD29DST . . . . .	JPLBORND	JD65A . . . . .	JQFEDA	JD70E3 . . . . .	JTRWHYE3
JD29OS . . . . .	JPLBORNC	JD65B . . . . .	JQFEDB	JD71 . . . . .	JTRQ2
JD30 . . . . .	JYR2UK4	JD65C . . . . .	JQFEDC	JD71 . . . . .	JTRQ3
JD31 . . . . .	JMLSTAT	JD65D . . . . .	JQFEDD	JD71 . . . . .	JTRU1
JD32M1 . . . . .	JCITZN1	JD65E . . . . .	JQFEDE	JD71 . . . . .	JTRU3
JD32M2 . . . . .	JCITZN2	JD65F . . . . .	JQFEDF	JD71 . . . . .	JTRU2
JD33 . . . . .	JRACE	JD65G . . . . .	JQFEDG	JD71 . . . . .	JTRQ1
JD34 . . . . .	JJBSTAT	JD65H . . . . .	JQFEDH	JD72A . . . . .	JTRFEEA2
JD36 . . . . .	JPASOC	JD65I . . . . .	JQFEDI	JD72A1 . . . . .	JTRFEEA1
JD36ANA . . . . .	JPAJU	JD65J . . . . .	JQFEDJ	JD72A3 . . . . .	JTRFEEA3
JD37 . . . . .	JPASEMP	JD65K . . . . .	JQFEDK	JD72B . . . . .	JTRFEEB2
JD38 . . . . .	JPABOSS	JD65L . . . . .	JQFEDL	JD72B1 . . . . .	JTRFEEB1
JD39 . . . . .	JPAMNGR	JD65M . . . . .	JQFEDM	JD72B3 . . . . .	JTRFEEB3
JD40 . . . . .	JMASOC	JD65N . . . . .	JQFEDN	JD72C . . . . .	JTRFEEC2
JD40 . . . . .	JMAJU	JD65O . . . . .	JQFEDO	JD72C1 . . . . .	JTRFEEC1
JD41 . . . . .	JMASEMP	JD65P . . . . .	JQFEDP	JD72C3 . . . . .	JTRFEEC3
JD42 . . . . .	JMABOSS	JD65Q . . . . .	JQFEDQ	JD72E . . . . .	JTRFEEE2
JD43 . . . . .	JMAMNGR	JD65R . . . . .	JQFEDR	JD72E1 . . . . .	JTRFEEE1
JD44 . . . . .	JJ1SOC	JD65S . . . . .	JQFEDS	JD72E3 . . . . .	JTRFEEE3
JD44NA . . . . .	JJ1NONE	JD65T . . . . .	JQFEDT	JD72F . . . . .	JTRFEEF2
JD45 . . . . .	JJ1SEMP	JD66A . . . . .	JNQFEDA	JD72F1 . . . . .	JTRFEEF1
JD46 . . . . .	JJ1BOSS	JD66B . . . . .	JNQFEDB	JD72F3 . . . . .	JTRFEEF3
JD47 . . . . .	JJ1MNGR	JD66C . . . . .	JNQFEDC	JD72G . . . . .	JTRFEEG2
JD48 . . . . .	JLCOH	JD66D . . . . .	JNQFEDD	JD72G1 . . . . .	JTRFEEG1
JD49M . . . . .	JCOH1BM	JD66E . . . . .	JNQFEDE	JD72G3 . . . . .	JTRFEEG3

JD73 . . . . .	JTRQLXP3	JD76GN3 . . . . .	JTRQLGN3	JD93 . . . . .	JLNGWKE
JD73 . . . . .	JTRQLXP2	JD76HN1 . . . . .	JTRQLHN1	JD94 . . . . .	JLNGWKX
JD73 . . . . .	JTRQLXP1	JD76HN2 . . . . .	JTRQLHN2	JD95A . . . . .	JIVDA
JD74 . . . . .	JTRQLAC1	JD76HN3 . . . . .	JTRQLHN3	JD95B . . . . .	JIVDB
JD74 . . . . .	JTRQLAC2	JD76IN1 . . . . .	JTRQLIN1	JD95C . . . . .	JIVDC
JD74 . . . . .	JTRQLAC3	JD76IN2 . . . . .	JTRQLIN2	JD95D . . . . .	JIVDD
JD75A1 . . . . .	JTRQLA1	JD76IN3 . . . . .	JTRQLIN3	JD95E . . . . .	JIVDE
JD75A2 . . . . .	JTRQLA2	JD76JN1 . . . . .	JTRQLJN1	JE1 . . . . .	JJBHAS
JD75A3 . . . . .	JTRQLA3	JD76JN2 . . . . .	JTRQLJN2	JE2 . . . . .	JJBOFF
JD75B1 . . . . .	JTRQLB1	JD76JN3 . . . . .	JTRQLJN3	JE3 . . . . .	JJBOFFY
JD75B2 . . . . .	JTRQLB2	JD77 . . . . .	JTROQL1	JE4 . . . . .	JJBTERM1
JD75B3 . . . . .	JTRQLB3	JD77 . . . . .	JTROQL2	JE5 . . . . .	JJBSOC
JD75C1 . . . . .	JTRQLC1	JD77 . . . . .	JTROQL3	JE6 . . . . .	JJBASIC
JD75C2 . . . . .	JTRQLC2	JD77 . . . . .	JTROQLN3	JE7 . . . . .	JJBSEMP
JD75C3 . . . . .	JTRQLC3	JD77NON . . . . .	JTROQLN1	JE8 . . . . .	JJBMNGR
JD75D1 . . . . .	JTRQLD1	JD77NON . . . . .	JTROQLN2	JE9 . . . . .	JJBSECT
JD75D2 . . . . .	JTRQLD2	JD78 . . . . .	JTRMORE1	JE10 . . . . .	JJBFSIZE
JD75D3 . . . . .	JTRQLD3	JD78 . . . . .	JTRMORE2	JE11 . . . . .	JJBHRS
JD75E1 . . . . .	JTRQLE1	JD79A . . . . .	JBIRHH	JE12 . . . . .	JJBOT
JD75E2 . . . . .	JTRQLE2	JD79B . . . . .	JMABWLY	JE13 . . . . .	JJBOTPD
JD75E3 . . . . .	JTRQLE3	JD80 . . . . .	JMABWNL	JE14 . . . . .	JJBHRLK
JD75F1 . . . . .	JTRQLF1	JD81AGM . . . . .	JBWTAGM1	JE15 . . . . .	JJBPL
JD75F2 . . . . .	JTRQLF2	JD81AGM . . . . .	JBWTAGM2	JE16 . . . . .	JJBTTWT
JD75F3 . . . . .	JTRQLF3	JD81AGM . . . . .	JBWTAGM3	JE17 . . . . .	JJBTTWM
JD75G1 . . . . .	JTRQLG1	JD81PN1 . . . . .	JBWTPN1	JE18B . . . . .	JJBSTAT2
JD75G2 . . . . .	JTRQLG2	JD81PN2 . . . . .	JBWTPN2	JE18D . . . . .	JJBSTAT4
JD75G3 . . . . .	JTRQLG3	JD81PN3 . . . . .	JBWTPN3	JE18F . . . . .	JJBSTAT6
JD75H1 . . . . .	JTRQLH1	JD82 . . . . .	JBWTPX1	JE18G . . . . .	JJBSTAT7
JD75H2 . . . . .	JTRQLH2	JD82 . . . . .	JBWTPX2	JE19 . . . . .	JJBSTAT
JD75H3 . . . . .	JTRQLH3	JD82 . . . . .	JBWTPX3	JE20 . . . . .	JJPAYGL
JD75I1 . . . . .	JTRQLI1	JD83 . . . . .	JBWTEL1	JE21OC . . . . .	JJPAYGW
JD75I2 . . . . .	JTRQLI2	JD83 . . . . .	JBWTEL2	JE22 . . . . .	JJPAYNL
JD75I3 . . . . .	JTRQLI3	JD83 . . . . .	JBWTEL3	JE23A . . . . .	JJPYTC
JD75J1 . . . . .	JTRQLJ1	JD84 . . . . .	JBWTWK1	JE23B . . . . .	JJPYWFTC
JD75J2 . . . . .	JTRQLJ2	JD84 . . . . .	JBWTWK2	JE23C . . . . .	JJPYWFTCW
JD75J3 . . . . .	JTRQLJ3	JD84 . . . . .	JBWTWK3	JE23D . . . . .	JJPYDPTC
JD75NON . . . . .	JTRQLNN3	JD85 . . . . .	JBWTKN1	JE23E . . . . .	JJPYDPTCW
JD75NON . . . . .	JTRQLNN1	JD85 . . . . .	JBWTKN2	JE23OC . . . . .	JJPAYNW
JD75NON . . . . .	JTRQLNN2	JD85 . . . . .	JBWTKN3	JE24 . . . . .	JJPAYSLP
JD76AN1 . . . . .	JTRQLAN1	JD86LB1 . . . . .	JBWTLB1	JE26 . . . . .	JJPAYUSL
JD76AN2 . . . . .	JTRQLAN2	JD86LB2 . . . . .	JBWTLB2	JE27 . . . . .	JJPAYU
JD76AN3 . . . . .	JTRQLAN3	JD86LB3 . . . . .	JBWTLB3	JE28OC . . . . .	JJPAYUW
JD76BN1 . . . . .	JTRQLBN1	JD86OZ1 . . . . .	JBWTOZ1	JE29 . . . . .	JJPAYUG
JD76BN2 . . . . .	JTRQLBN2	JD86OZ2 . . . . .	JBWTOZ2	JE30A . . . . .	JJPAYDF1
JD76BN3 . . . . .	JTRQLBN3	JD86OZ3 . . . . .	JBWTOZ3	JE30B . . . . .	JJPAYDF2
JD76CN1 . . . . .	JTRQLCN1	JD87 . . . . .	JBWTGM1	JE30C . . . . .	JJPAYDF3
JD76CN2 . . . . .	JTRQLCN	JD87 . . . . .	JBWTGM2	JE30D . . . . .	JJPAYDF4
JD76CN3 . . . . .	JTRQLCN	JD87 . . . . .	JBWTGM3	JE30E . . . . .	JJPAYDF5
JD76DN1 . . . . .	JTRQLDN	JD88 . . . . .	JBWTG51	JE30F . . . . .	JJPAYDF6
JD76DN2 . . . . .	JTRQLDN	JD88 . . . . .	JBWTG52	JE30G . . . . .	JJPAYDF7
JD76DN3 . . . . .	JTRQLDN	JD88 . . . . .	JBWTG53	JE30H . . . . .	JJPAYDF9
JD76EN1 . . . . .	JTRQLEN	JD89 . . . . .	JLNGENG	JE30I . . . . .	JJPAYDF8
JD76EN2 . . . . .	JTRQLEN	JD89 . . . . .	JLNGOTH	JE31 . . . . .	JJPAYTYP
JD76EN3 . . . . .	JTRQLEN	JD90A . . . . .	JLNGUSA	JE32 . . . . .	JJOVTPAY
JD76FN1 . . . . .	JTRQLFN	JD90B . . . . .	JLNGUSB	JE33 . . . . .	JJEXTRATE
JD76FN2 . . . . .	JTRQLFN2	JD90NON . . . . .	JLNGUSN	JE33 . . . . .	JJEXTREST
JD76FN3 . . . . .	JTRQLFN3	JD91 . . . . .	JLNGCNV	JE34 . . . . .	JJBASRATE
JD76GN1 . . . . .	JTRQLGN1	JD92 . . . . .	JLNGRED	JE34 . . . . .	JJBASREST
JD76GN2 . . . . .	JTRQLGN2	JD93 . . . . .	JLNGWKO	JE35 . . . . .	JJOVTREST

JE35 . . . . .	JOVTRATE	JE95 . . . . .	JJSPL	JEG4M . . . . .	JHGBM
JE39 . . . . .	JJBPERFP	JE96 . . . . .	JJSTTWT	JEG4Y . . . . .	JHGBY
JE40 . . . . .	JJBONUS	JE97 . . . . .	JJSTTWM	JEG6 . . . . .	JIVIOLW
JE41 . . . . .	JJBONAM	JE98A . . . . .	JJSSAT1	JEG6 . . . . .	JIVLYR
JE42 . . . . .	JJBONG	JE98B . . . . .	JJSSAT2	JEG7 . . . . .	JIVSTAT1
JE43 . . . . .	JJBRISE	JE98D . . . . .	JJSSAT4	JEG8 . . . . .	JIVELIG
JE44 . . . . .	JTUJBPL	JE98E . . . . .	JJSSAT5	JEG9 . . . . .	JHHMEM
JE45 . . . . .	JTUIN1	JE99 . . . . .	JJSSAT	JEG10 . . . . .	JNEWHY
JE46 . . . . .	JJBOPPS	JE100D . . . . .	JJSBGD	JEG11 . . . . .	JLVWHY
JE46OC . . . . .	JPAYSW	JE100M . . . . .	JJSBGM	JEG12M . . . . .	JNEMNHN
JE47 . . . . .	JJBTIME	JE100Y . . . . .	JJSBGY4	JEG12M . . . . .	JLVMN
JE48 . . . . .	JJBWKHRC	JE101A . . . . .	JJBLKCHA	JEG12Y . . . . .	JNEYRJN4
JE48 . . . . .	JJBWKHRH	JE101B . . . . .	JJBLKCHB	JEG12Y . . . . .	JLVYR4
JE48 . . . . .	JJBWKHRA	JE101C . . . . .	JJBLKCHC	JEG13 . . . . .	JLVLOC
JE48 . . . . .	JPAYSG	JE101D . . . . .	JJBLKCHD	JEG14 . . . . .	JIVFIO
JE48 . . . . .	JJBWKHRB	JE101E . . . . .	JJBLKCHE	JEG15 . . . . .	JIVRREF
JE48 . . . . .	JJBWKHRD	JE102A . . . . .	JJBXPCHA	JEG16 . . . . .	JIVIREIS
JE48 . . . . .	JJBWKHRF	JE102B . . . . .	JJBXPCHB	JEG18 . . . . .	JIVFIO
JE48 . . . . .	JJBWKHRG	JE102C . . . . .	JJBXPCHC	JF2 . . . . .	JNFR
JE48 . . . . .	JJBWKHRE	JE102D . . . . .	JJBXPCHD	JF2 . . . . .	JNF1
JE49 . . . . .	JJBPEN	JE102E . . . . .	JJBXPCHD	JF3A . . . . .	JFICODE
JE4A . . . . .	JJBTERM2	JE105M1 . . . . .	JJBCHC1	JF3B01 . . . . .	JFR01
JE50 . . . . .	JJBPENM	JE105M2 . . . . .	JJBCHC2	JF3B02 . . . . .	JFR02
JE52D . . . . .	JJBBDG	JE105M3 . . . . .	JJBCHC3	JF3B03 . . . . .	JFR03
JE52M . . . . .	JJBBDGM	JE107 . . . . .	JXPCHCF	JF3B04 . . . . .	JFR04
JE52Y . . . . .	JJBBGY4	JE108 . . . . .	JXPCHC	JF3B05 . . . . .	JFR05
JE53 . . . . .	JJBBGLY	JE109 . . . . .	JHUXPCH	JF3B06 . . . . .	JFR06
JE54 . . . . .	JPAYS	JE110 . . . . .	JHUNURS	JF3B07 . . . . .	JFR07
JE59 . . . . .	JPAYLY	JE111 . . . . .	JJULK1	JF3B08 . . . . .	JFR08
JE60OC . . . . .	JPAYLYW	JE112 . . . . .	JJULK4	JF3B09 . . . . .	JFR09
JE61 . . . . .	JPAYLYG	JE113A . . . . .	JJULKA	JF3B10 . . . . .	JFR10
JE73 . . . . .	JJSBOSS	JE113B . . . . .	JJULKB	JF3B11 . . . . .	JFR11
JE74 . . . . .	JJSSIZE	JE113C . . . . .	JJULKC	JF3B12 . . . . .	JFR12
JE75 . . . . .	JJSHRS	JE113D . . . . .	JJULKD	JF3B13 . . . . .	JFR13
JE76 . . . . .	JJSHRLK	JE113E . . . . .	JJULKE	JF3B14 . . . . .	JFR14
JE77 . . . . .	JJSTIME	JE114 . . . . .	JJULKJB	JF3B15 . . . . .	JFR15
JE78 . . . . .	JJSTYPEB	JE115 . . . . .	JJUBGN	JF3B16 . . . . .	JFR16
JE79 . . . . .	JJSACCS	JE116 . . . . .	JJUSPEC	JF3B17 . . . . .	JFR17
JE80 . . . . .	JJSPART	JE117 . . . . .	JJUSOC	JF3B18 . . . . .	JFR18
JE81BM . . . . .	JJSPRBM	JE118 . . . . .	JJUHRXS	JF3B19 . . . . .	JFR19
JE81BY . . . . .	JJSPRBY4	JE119 . . . . .	JJUPAYX	JF3B20 . . . . .	JFR20
JE81EM . . . . .	JJSPREM	JE120 . . . . .	JJUPAYL	JF3BAL . . . . .	JFRALL
JE81EY . . . . .	JJSPREY4	JE121 . . . . .	JJUHRSL	JF3C . . . . .	JFRNOW
JE82 . . . . .	JJSPRF	JE124 . . . . .	JEPROSH	JF3D . . . . .	JFRVAL
JE83 . . . . .	JJSPRLS	JE129 . . . . .	JEAAGE	JF3EOC . . . . .	JFRW
JE84 . . . . .	JJSPRTX	JE130 . . . . .	JJBUB	JF3F . . . . .	JFRJT
JE85 . . . . .	JJSPRNI	JE131 . . . . .	JJBUBY	JF3FPN . . . . .	JFRJTPN
JE86BM . . . . .	JJSPRBM	JE132 . . . . .	JJ2HAS	JF3SEQ . . . . .	JFISEQ
JE86BY . . . . .	JJSPRBY4	JE133 . . . . .	JJ2SOC	JF4 . . . . .	JFISIT
JE86EM . . . . .	JJSPREM	JE134 . . . . .	JJ2SEMP	JF5 . . . . .	JFISITC
JE86EY . . . . .	JJSPREY4	JE135 . . . . .	JJ2HRS	JF6 . . . . .	JFISITY
JE87 . . . . .	JJSPRF	JE136 . . . . .	JJ2PAY	JF7 . . . . .	JFISITX
JE88 . . . . .	JJSPRLS	JE137A . . . . .	JIVEA	JF8 . . . . .	JFCCARD
JE89 . . . . .	JJSPRTX	JE137B . . . . .	JIVEB	JF9 . . . . .	JFIYRDIA
JE90 . . . . .	JJSPRNI	JE137C . . . . .	JIVEC	JF10A . . . . .	JFIYRDB1
JE91 . . . . .	JJSPAYU	JE137D . . . . .	JIVED	JF10B . . . . .	JFIYRDB2
JE92 . . . . .	JJSPAYW	JE137E . . . . .	JIVEE	JF10C . . . . .	JFIYRDB3
JE93 . . . . .	JJSPYTX	JEG3 . . . . .	PID	JF10D . . . . .	JFIYRDB4
JE94 . . . . .	JJSPYNI	JEG4 . . . . .	JHGSEX	JF10E . . . . .	JFIYRDB5

JF10F	JFIYRDB6	JF37H	JWINDFH	JF58	JDFWLD
JF11	JSAVE	JF38A	JXPMEAL	JF58A1	JDFWLD1
JF12	JSAVED	JF38B	JXPLEIS	JF58A2	JDFWLD2
JF12M1	JSAVEY1	JF39	JFTEXHH	JF58A3	JDFWLD3
JF12M2	JSAVEY2	JF40A	JFTEXA	JF58A4	JDFWLD4
JF13	JSAVREG	JF40B	JFTEXB	JF59A	JIVFA
JF14	JSAVLT	JF40C	JFTEXC	JF59B	JIVFB
JF15A	JNVESTA	JF41A1	JFTEXA1	JF59C	JIVFC
JF15A	JSVAC	JF41A2	JFTEXA2	JF59D	JIVFD
JF15B	JNVEST	JF41A3	JFTEXA3	JF59E	JIVFE
JF15B	JNVESTB	JF41A4	JFTEXA4	JF60H	JIVFOIH
JF15C	JNVESTC	JF41A5	JFTEXA5	JF60M	JIVFOIM
JF15D	JNVESTD	JF41A6	JFTEXA6	JF61	JIVSC
JF15E	JNVESTE	JF41B1	JFTEXB1	JF70I	JPRF125
JF15F	JNVESTF	JF41B2	JFTEXB2	JF101	JF101
JF15G	JNVESTG	JF41B3	JFTEXB3	JF102	JF102
JF15H	JNVESTH	JF41B4	JFTEXB4	JF103	JF103
JF15I	JNVESTI	JF41B5	JFTEXB5	JF104	JF104
JF15J	JNVESTJ	JF41B6	JFTEXB6	JF105	JF105
JF15NON	JNVESTNN	JF41C1	JFTEXC1	JF106	JF106
JF16	JSVACK	JF41C2	JFTEXC2	JF116	JF116
JF17A	JSVACKB1	JF41C3	JFTEXC3	JF118	JF118
JF17B	JSVACKB2	JF41C4	JFTEXC4	JF119	JF119
JF17C	JSVACKB3	JF41C5	JFTEXC5	JF121	JF121
JF17D	JSVACKB4	JF41C6	JFTEXC6	JF122	JF122
JF18	JSVACSJ	JF42A	JFTEXAV	JF124	JF124
JF19	JSVACSK	JF42B	JFTEXBV	JF125	JF125
JF20	JSVACSP	JF42C	JFTEXCV	JF126	JF126
JF21	JNVESTK	JF43A	JFTEXAW	JF127	JF127
JF22A	JNVESTC1	JF43B	JFTEXBW	JF128	JF128
JF22B	JNVESTC2	JF43C	JFTEXCW	JF132	JF132
JF22C	JNVESTC3	JF44	JDEBT	JF135	JF135
JF22D	JNVESTC4	JF45A	JDEBTA	JF136	JF136
JF23	JNVESTSJ	JF45B	JDEBTB	JF137	JF137
JF24	JNVESTSK	JF45C	JDEBTC	JF138	JF138
JF25	JNVESTSP	JF45D	JDEBTD	JF139	JF139
JF26	JPPPEN	JF45E	JDEBTE	JF140	JF140
JF27	JPENB4	JF45F	JDEBTF	JF141	JF141
JF28	JPENB4Y4	JF45G	JDEBTG	JF142	JF142
JF29	JPENB4V	JF45H	JDEBTH	JF151	JF151
JF30	JPENB4W	JF45I	JDEBTI	JF152	JF152
JF31	JPENYR4	JF46	JDEBTY	JF153	JF153
JF32	JPENADD	JF47A	JDEBTC1	JF154	JF154
JF33	JPENADV	JF47B	JDEBTC2	JF155	JF155
JF34	JPENADW	JF47C	JDEBTC3	JF156	JF156
JF35	JWINDF	JF47D	JDEBTC4	JF157	JF157
JF36A	JWINDFA	JF48	JDEBTSJ	JF158	JF158
JF36B	JWINDFB	JF49	JDEBTSK	JF159	JF159
JF36C	JWINDFC	JF50	JDEBTSP	JH0AD	JHHDOI
JF36D	JWINDFD	JF51	JSPINHH	JH0AM	JHHMOI
JF36F	JWINDFF	JF52A	JHUBUYS	JH0AY	JHHYOI4
JF36G	JWINDFG	JF52B	JHUFRRYS	JH0BH	JHHSOIH
JF36H	JWINDFH	JF52C	JHUMOPS	JH0BM	JHHSOIM
JF37A	JWINDFAY	JF52D	JHUIRON	JH0C	JHSTYPE
JF37B	JWINDFBY	JF53	JHHCH12	JH2	JHSROOM
JF37C	JWINDFCY	JF54	JHUSITS	JH3	JHSOWND
JF37D	JWINDFDY	JF55	JHOWLNG	JH4M1	JHSOWR1
JF37F	JWINDFFY	JF56	JCARUSE	JH4M2	JHSOWR2
JF37G	JWINDFGY	JF57	JMOBUSE	JH5	JHSVAL

JH6	JMGHAVE	JH41B	JXPLECY	JH54J	JCD8CST
JH7	JHSOWRP	JH41C	JXPOILY	JH54K	JCD9CST
JH8	JMGYNOT	JH41D	JXPSFLY	JH54L	JCD12CST
JH9	JHSCOST	JH42	JHEATCH	JH55	JPCNET
JH10	JHSYR04	JH43	JHEATYP	JH56	JXPHP
JH11	JHSCOST	JH44A	JHSPRBG	JH57	JXPHPDF
JH12	JMGYR04	JH44B	JHSPRBH	JH58A	JHSCANA
JH13	JMGLY	JH44C	JHSPRBI	JH58B	JHSCANB
JH14	JHSIVW9	JH44D	JHSPRBJ	JH58C	JHSCANC
JH14	JMGYR04	JH44E	JHSPRBK	JH58D	JHSCAND
JH16	JHSCOST	JH44F	JHSPRBL	JH58E	JHSCANE
JH17	JMGOLD	JH44G	JHSPRBM	JH58F	JHSCANF
JH18	JMGLIFE	JH44H	JHSPRBN	JH59A	JHSCNTA
JH19	JMGTYPE	JH44I	JHSPRBO	JH59B	JHSCNTB
JH1A	JHSRINS	JH44J	JHSPRBP	JH59C	JHSCNTC
JH20	JMGXTRA	JH44K	JHSPRBQ	JH59D	JHSCNTD
JH21	JMGNEW	JH45	JHSCTAX	JH59E	JHSCNTE
JH22A	JMGXTY1	JH46	JHS2OWND	JH59F	JHSCNTF
JH22B	JMGXTY2	JH47	JHS2VALO	JH60	JXPFOOD
JH22C	JMGXTY3	JH47A	JHS2VALA	JH61	JNCARS
JH22D	JMGXTY4	JH47B	JHS2VALB	JH62	JCAROWN
JH22E	JMGXTY5	JH47C	JHS2VALC	JH63	JCARVAL
JH23	JXPMG	JH47D	JHS2VALD	JH64M1	JIVH1
JH24A	JXPMG1	JH49	JMGTOT	JH64M2	JIVH2
JH24B	JXPMG2	JH50	JCDHAVE	JH64M3	JIVH3
JH24C	JXPMG3	JH51A	JCD1USE	JH65H	JHHFOIH
JH24D	JXPMG4	JH51B	JCD2USE	JH65M	JHHFOIM
JH25	JHSJB	JH51C	JCD10USE	JHG2	JHGR2R
JH26M1	JRENTP1	JH51D	JCD11USE	JHG3	JHGSEX
JH26M2	JRENTP2	JH51E	JCD3USE	JHG4M	JHGBM
JH27	JRENTLL	JH51F	JCD4USE	JHG4Y	JHGBY
JH28	JRENTF	JH51G	JCD5USE	JHG8	JMASTAT
JH30	JRENT	JH51H	JCD6USE	JHG9	JHGSPN
JH31	JRENTW	JH51I	JCD7USE	JHG10	JHGEMP
JH32A	JRENT1	JH51J	JCD8USE	JHG10	JHGEMP
JH32B	JRENT7	JH51K	JCD9USE	JHG11	JHGFNO
JH32C	JRENT2	JH51L	JCD12USE	JHG11	JHGFNO
JH32D	JRENT3	JH52	JCDBGHT	JHG12	JHGMNO
JH32E	JRENT4	JH53A	JCD1NEW	JHG12	JHGMNO
JH32F	JRENT5	JH53B	JCD2NEW	JHG13	JHGRA
JH32G	JRENT8	JH53C	JCD10NEW	JHG13	JHGRA
JH32H	JRENT6	JH53D	JCD11NEW	JI1	JIV1
JH33	JRENTHB	JH53E	JCD3NEW	JI2	JIV2
JH34	JRENTG	JH53F	JCD4NEW	JI4	JIV4
JH35	JRENTG	JH53G	JCD5NEW	JI5	JIV5
JH36	JRENTGW	JH53H	JCD6NEW	JI5A	JIV5AA
JH37	JXPHSDF	JH53I	JCD7NEW	JI5B	JIV5AB
JH38A	JXPHSD1	JH53J	JCD8NEW	JI5C	JIV5AC
JH38B	JXPHSD2	JH53K	JCD9NEW	JI6A	JIV6A
JH39	JXPHSDB	JH53L	JCD12NEW	JI6B	JIV6B
JH40A	JHSGDN	JH54A	JCD1CST	JI6C	JIV6C
JH40A	JHSTLT	JH54B	JCD2CST	JI6D	JIV6D
JH40A	JHSBTH	JH54C	JCD10CST	JI6E	JIV6E
JH40A	JHSKCH	JH54D	JCD11CST	JI7	JIV6F
JH40B	JHSGDNS	JH54E	JCD3CST	JI8	JIV7
JH40B	JHSTLTS	JH54F	JCD4CST	JJ5D	JCJSBGD
JH40B	JHSBTHS	JH54G	JCD5CST	JJ5M	JCJSBGM
JH40B	JHSKCHS	JH54H	JCD6CST	JJ5Y	JCJSBGY4
JH41A	JXPGASY	JH54I	JCD7CST	JJ6	JNEMST

JJ7D . . . . .	JCJSBGD	JM5B . . . . .	JHLLTWA	JM28H . . . . .	JHLSVHF
JJ7M . . . . .	JCJSBGM	JM6 . . . . .	JHLIV65	JM28I . . . . .	JHLSVIF
JJ7Y . . . . .	JCJSBGY4	JM7A . . . . .	JADLA	JM28J1 . . . . .	JHLSVJF
JJ8 . . . . .	JCJSBLY	JM7B . . . . .	JADLAD	JM28J2 . . . . .	JHLSVKF
JJ9 . . . . .	JJHSTAT	JM8A . . . . .	JADLB	JM28L . . . . .	JHLSVLF
JJ10D . . . . .	JJHBGD	JM8B . . . . .	JADLBD	JM28M . . . . .	JHLSVMF
JJ10M . . . . .	JJHBGM	JM9A . . . . .	JADLC	JM29 . . . . .	JHLCK
JJ10Y . . . . .	JJHBGY4	JM9B . . . . .	JADLCD	JM30A . . . . .	JHLCKA
JJ12 . . . . .	JNJBS	JM10A . . . . .	JADLD	JM30B . . . . .	JHLCKB
JJ14 . . . . .	JJHSOC	JM10B . . . . .	JADLDD	JM30C . . . . .	JHLCKC
JJ16 . . . . .	JJHSEMP	JM11A . . . . .	JADLE	JM30D . . . . .	JHLCKD
JJ17 . . . . .	JJHBOSS	JM11B . . . . .	JADLED	JM30E . . . . .	JHLCKE
JJ18 . . . . .	JJHSECT	JM12A . . . . .	JADLF	JM30F . . . . .	JHLCKI
JJ19 . . . . .	JJHMNGR	JM12B . . . . .	JADLFD	JM30G . . . . .	JHLCKF
JJ21 . . . . .	JJHPLDF	JM13 . . . . .	JHL2GP	JM30H . . . . .	JHLCKG
JJ22 . . . . .	JJHSIC	JM14 . . . . .	JHL2HOP	JM30I . . . . .	JHLCKH
JJ23 . . . . .	JJHSIZE	JM15 . . . . .	JXDTS	JM31A . . . . .	JHLCKAN
JJ24 . . . . .	JJHPAYL	JM16 . . . . .	JNXDTS	JM31B . . . . .	JHLCKBN
JJ25OC . . . . .	JJHPYLW	JM17 . . . . .	JHOSP	JM31C . . . . .	JHLCKCN
JJ26 . . . . .	JJHPYLG	JM18 . . . . .	JHOSPD	JM31D . . . . .	JHLCKDN
JJ27 . . . . .	JJHSTPY	JM20 . . . . .	JHOSPCH	JM31E . . . . .	JHLCKEN
JJ28 . . . . .	JJBLKY	JM21 . . . . .	JHOSPNHS	JM31F . . . . .	JHLCKIN
JJ31 . . . . .	JJBHAD	JM22 . . . . .	JHLCVR	JM31G . . . . .	JHLCKFN
JJ32 . . . . .	JJLEND4	JM23 . . . . .	JHLCVRH	JM31H . . . . .	JHLCKGN
JJ33 . . . . .	JJLSOC	JM24 . . . . .	JHLCVRL	JM31I . . . . .	JHLCKHN
JJ34 . . . . .	JJLSIC	JM25 . . . . .	JHLSV	JM33 . . . . .	JSMOKER
JJ35 . . . . .	JJLSEMP	JM26A . . . . .	JHLSVA	JM34 . . . . .	JNCIGS
JJ36 . . . . .	JJLBOSS	JM26B . . . . .	JHLSVB	JM37A . . . . .	JOPHLA
JJ37 . . . . .	JJLMNGR	JM26C . . . . .	JHLSVC	JM37B . . . . .	JOPHLB
JJ38 . . . . .	JJLSIZE	JM26D . . . . .	JHLSVD	JM37C . . . . .	JOPHLC
JJ39A . . . . .	JIVJA	JM26E . . . . .	JHLSVE	JM40 . . . . .	JAIDHH
JJ39B . . . . .	JIVJB	JM26F . . . . .	JHLSVF	JM41P1 . . . . .	JAIDHUA
JJ39C . . . . .	JIVJC	JM26G . . . . .	JHLSVG	JM41P2 . . . . .	JAIDHUB
JJ39D . . . . .	JIVJD	JM26H . . . . .	JHLSVH	JM41P3 . . . . .	JAIDHUC
JJ39E . . . . .	JIVJE	JM26I . . . . .	JHLSVI	JM42 . . . . .	JAIDXHH
JM1 . . . . .	JHLDSBL	JM26J1 . . . . .	JHLSVJ	JM43 . . . . .	JNAIDXHH
JM1A . . . . .	JHLSTAT	JM26J2 . . . . .	JHLSVK	JM44M1 . . . . .	JAIDHU1
JM2A . . . . .	JHLPRBA	JM26L . . . . .	JHLSVL	JM44M2 . . . . .	JAIDHU2
JM2B . . . . .	JHLPRBB	JM26M . . . . .	JHLSVM	JM45A . . . . .	JIVMA
JM2C . . . . .	JHLPRBC	JM27A . . . . .	JHLSVAN	JM45B . . . . .	JIVMB
JM2D . . . . .	JHLPRBD	JM27B . . . . .	JHLSVBN	JM45C . . . . .	JIVMC
JM2E . . . . .	JHLPRBE	JM27C . . . . .	JHLSVCN	JM45D . . . . .	JIVMD
JM2F . . . . .	JHLPRBF	JM27D . . . . .	JHLSVDN	JM45E . . . . .	JIVME
JM2G . . . . .	JHLPRBG	JM27E . . . . .	JHLSVEN	JM46 . . . . .	JAIDHRS
JM2H . . . . .	JHLPRBH	JM27F . . . . .	JHLSVFN	JP10M . . . . .	JPRESBGM
JM2I . . . . .	JHLPRBI	JM27G . . . . .	JHLSVGN	JP10Y . . . . .	JPRESBY4
JM2J . . . . .	JHLPRBJ	JM27H . . . . .	JHLSVHN	JP2B . . . . .	JPRRS2I
JM2K . . . . .	JHLPRBK	JM27I . . . . .	JHLSVIN	JP2C . . . . .	JPRIPN
JM2L . . . . .	JHLPRBL	JM27J1 . . . . .	JHLSVJN	JP2D . . . . .	JPRWHY
JM2M . . . . .	JHLPRBM	JM27J2 . . . . .	JHLSVKN	JP3 . . . . .	JPPLEVR
JM2M0 . . . . .	JHLPRB	JM27L . . . . .	JHLSVLN	JP11 . . . . .	JPRESLY
JM3 . . . . .	JHLLT	JM27M . . . . .	JHLSVMN	JP23 . . . . .	JPRFEHQ
JM4A . . . . .	JHLLTA	JM28A . . . . .	JHLSVAF	JP25 . . . . .	JPRSEHQ
JM4B . . . . .	JHLLTB	JM28B . . . . .	JHLSVBF	JP58 . . . . .	JPRJBFT
JM4C . . . . .	JHLLTC	JM28C . . . . .	JHLSVCF	JP59M . . . . .	JPRJBBGM
JM4D . . . . .	JHLLTD	JM28D . . . . .	JHLSVDF	JP59Y . . . . .	JPRJBBY4
JM4E . . . . .	JHLLTE	JM28E . . . . .	JHLSVEF	JP60 . . . . .	JPRJBLY
JM5 . . . . .	JHLLTW	JM28F . . . . .	JHLSVFF	JP61 . . . . .	JPREARN
JM5A . . . . .	JHLENDW	JM28G . . . . .	JHLSVGF	JP70A . . . . .	JPRF101

JP70B . . . . .	JPRF102	JS5E . . . . .	JNET3PH	JY18 . . . . .	JYPMKFRN
JP70C . . . . .	JPRF116	JS5F . . . . .	JNET1LV	JY19 . . . . .	JYPPFGHT
JP70D . . . . .	JPRF131	JS5F . . . . .	JNET2LV	JY20 . . . . .	JYPEATN
JP70F . . . . .	JPRF135	JS5G . . . . .	JNET3JB	JY21 . . . . .	JYPSAVE
JP70G . . . . .	JPRF137	JS5F . . . . .	JNET3LV	JY22L . . . . .	JYPPKML
JP70H . . . . .	JPRF139	JS5G . . . . .	JNET1JB	JY22P . . . . .	JYPPKMP
JP70J . . . . .	JPRF141	JS5G . . . . .	JNET2JB	JY23 . . . . .	JYPSMEV
JP70NON . . . . .	JPRFIRN	JS6A . . . . .	JNETSOC	JY24 . . . . .	JYPSMOF
JP71 . . . . .	JPRFITB	JT2B . . . . .	JTELWHY	JY25 . . . . .	JYPSMLW
JPI1A . . . . .	JIVPA	JT44 . . . . .	JTLFIYRL	JY26 . . . . .	JYPOPSM
JPI1B . . . . .	JIVPB	JT49 . . . . .	JTLFIYR	JY27 . . . . .	JYPDGFR
JPI1C . . . . .	JIVPC	JV1A . . . . .	JOPSOCA	JY28 . . . . .	JYPSAD
JPI1D . . . . .	JIVPD	JV1B . . . . .	JOPSOCB	JY29 . . . . .	JYPWOR
JPI1E . . . . .	JIVPE	JV1C . . . . .	JOPSOCC	JY30 . . . . .	JYBULL
JS1A . . . . .	JGHQA	JV1D . . . . .	JOPSOCD	JY31 . . . . .	JYPLONE
JS1B . . . . .	JGHQB	JV1E . . . . .	JOPSOCE	JY32 . . . . .	JYBORED
JS1C . . . . .	JGHQC	JV1F . . . . .	JOPSOCF	JY33 . . . . .	JYPESTA
JS1D . . . . .	JGHQD	JV2 . . . . .	JVOTE1	JY34 . . . . .	JYPESTI
JS1E . . . . .	JGHQE	JV3 . . . . .	JVOTE2	JY35 . . . . .	JYPESTB
JS1F . . . . .	JGHQF	JV4 . . . . .	JVOTE3	JY36 . . . . .	JYPESTJ
JS1G . . . . .	JGHQG	JV5 . . . . .	JVOTE4	JY37 . . . . .	JYPESTC
JS1H . . . . .	JGHQH	JV6 . . . . .	JVOTE5	JY38 . . . . .	JYPESTK
JS1I . . . . .	JGHQI	JV7 . . . . .	JOPCLS1	JY39 . . . . .	JYPESTE
JS1J . . . . .	JGHQJ	JV8 . . . . .	JOPCLS2	JY40 . . . . .	JYPESTF
JS1K . . . . .	JGHQK	JV9 . . . . .	JOPCLS3	JY41 . . . . .	JYPESTH
JS1L . . . . .	JGHQL	JV10 . . . . .	JVOTE7	JY42 . . . . .	JYPTCHA
JS2A . . . . .	JOPFAMO	JV11 . . . . .	JVOTE8	JY43 . . . . .	JYPTCHB
JS2B . . . . .	JOPFAML	JV12A . . . . .	JLACTA	JY44 . . . . .	JYPHSW
JS2C . . . . .	JOPFAMP	JV12B . . . . .	JLACTB	JY45 . . . . .	JYPHAP
JS2D . . . . .	JOPFAMQ	JV12C . . . . .	JLACTC	JY46 . . . . .	JYPHFM
JS2E . . . . .	JOPFAMK	JV12D . . . . .	JLACTD	JY47 . . . . .	JYPHFR
JS2F . . . . .	JOPFAMR	JV12E . . . . .	JLACTE	JY48 . . . . .	JYPHLF
JS3A . . . . .	JLFSAT1	JV12F . . . . .	JLACTF	JY49 . . . . .	JYPOPF
JS3B . . . . .	JLFSAT2	JV12H . . . . .	JLACTH	JY50 . . . . .	JYPOPFB
JS3C . . . . .	JLFSAT3	JV12I . . . . .	JLACTI	JY51 . . . . .	JYPOPFJ
JS3D . . . . .	JLFSAT4	JV12J . . . . .	JLACTJ	JY52 . . . . .	JYPOPPL
JS3E . . . . .	JLFSAT5	JV12K . . . . .	JLACTK	JY53 . . . . .	JYPVTE6
JS3F . . . . .	JLFSAT6	JV12L . . . . .	JLACTL	JY54 . . . . .	JYPVTE3
JS3G . . . . .	JLFSAT7	JV13 . . . . .	JTRUST	JY55 . . . . .	JYPCRWRA
JS3H . . . . .	JLFSAT8	JV14 . . . . .	JFRNA	JY56 . . . . .	JYPCRWRB
JS4A . . . . .	JLFSATO	JV15 . . . . .	JFRNB	JY57 . . . . .	JYPEXPL
JS4B . . . . .	JLFSATL	JV16 . . . . .	JFRNC	JY58 . . . . .	JYPVAND
JS5A . . . . .	JNETSX1	JY1 . . . . .	JYTVHRS	JY59 . . . . .	JYPTRUN
JS5A . . . . .	JNETSX2	JY2 . . . . .	JYTVSTP	JY60 . . . . .	JYPOPSC
JS5A . . . . .	JNETSX3	JY3 . . . . .	JYPFPC	JY61 . . . . .	JYPLVSC
JS5B . . . . .	JNET1RL	JY4 . . . . .	JYPFPCGM	JY62 . . . . .	JYPLVHM
JS5B . . . . .	JNET2RL	JY5 . . . . .	JYPPALS	JY63 . . . . .	JYPWHR
JS5B . . . . .	JNET3RL	JY6 . . . . .	JYPPALO	JY64 . . . . .	JYPPAY
JS5BOC . . . . .	JNET1WR	JY7 . . . . .	JYPUTEL	JY65 . . . . .	JYPFSOC
JS5BOC . . . . .	JNET2WR	JY8 . . . . .	JYPLATE	JY66 . . . . .	JYDLFA
JS5BOC . . . . .	JNET3WR	JY9 . . . . .	JYPFBEAU	JY67 . . . . .	JYDLFB
JS5C . . . . .	JNET1AG	JY10 . . . . .	JYPFCLUB	KD0AD . . . . .	KDOID
JS5C . . . . .	JNET2AG	JY11 . . . . .	JYPFDISC	KD0AM . . . . .	KDOIM
JS5C . . . . .	JNET3AG	JY12 . . . . .	JYPFSPOR	KD0AY . . . . .	KDOIY4
JS5D . . . . .	JNET1KN	JY13 . . . . .	JYPARGM	KD0BA . . . . .	KIVLYR
JS5D . . . . .	JNET2KN	JY14 . . . . .	JYPARGF	KD0BB . . . . .	KIVSTAT2
JS5D . . . . .	JNET3KN	JY15 . . . . .	JYPTLKM	KD1H . . . . .	KIVSOIH
JS5E . . . . .	JNET1PH	JY16 . . . . .	JYPTLKF	KD1M . . . . .	KIVSOIM
JS5E . . . . .	JNET2PH	JY17 . . . . .	JYPNPAL	KD2 . . . . .	KLKNBRD



KD3 . . . . .	KLKMOVE	KD25A2 . . . . .	KEDQLA2	KD37 . . . . .	KPASEMP
KD4 . . . . .	KLKMOVY	KD25B1 . . . . .	KEDQLB1	KD38 . . . . .	KPABOSS
KD5 . . . . .	KXPMOVE	KD25B2 . . . . .	KEDQLB2	KD39 . . . . .	KPAMNGR
KD6 . . . . .	KPLNEW	KD25C1 . . . . .	KEDQLC1	KD40 . . . . .	KMASOC
KD7M . . . . .	KPLNOWM	KD25C2 . . . . .	KEDQLC2	KD40 . . . . .	KMAJU
KD7Y . . . . .	KPLNOWY4	KD25D1 . . . . .	KEDQLD1	KD40 . . . . .	KMASOC00
KD8 . . . . .	KMOVJB	KD25D2 . . . . .	KEDQLD2	KD41 . . . . .	KMASEMP
KD9A . . . . .	KMOVJBA	KD25E1 . . . . .	KEDQLE1	KD42 . . . . .	KMABOSS
KD9B . . . . .	KMOVJBB	KD25E2 . . . . .	KEDQLE2	KD43 . . . . .	KMAMNGR
KD9C . . . . .	KMOVJBC	KD25F1 . . . . .	KEDQLF1	KD44 . . . . .	KJ1SOC
KD9D . . . . .	KMOVJBD	KD25F2 . . . . .	KEDQLF2	KD44 . . . . .	KJ1SOC00
KD9E . . . . .	KMOVJBE	KD25G1 . . . . .	KEDQLG1	KD44NA . . . . .	KJ1NONE
KD9F . . . . .	KMOVJBF	KD25G2 . . . . .	KEDQLG2	KD45 . . . . .	KJ1SEMP
KD9G . . . . .	KMOVJBG	KD25H1 . . . . .	KEDQLH1	KD46 . . . . .	KJ1BOSS
KD9H . . . . .	KMOVJBH	KD25H2 . . . . .	KEDQLH2	KD47 . . . . .	KJ1MNGR
KD9I . . . . .	KMOVJBI	KD25I1 . . . . .	KEDQLI1	KD48 . . . . .	KLCOH
KD10M1 . . . . .	KMOVY1	KD25I2 . . . . .	KEDQLI2	KD49M . . . . .	KCOH1BM
KD10M2 . . . . .	KMOVY2	KD25J1 . . . . .	KEDQLJ1	KD49Y . . . . .	KCOH1BY
KD11M . . . . .	KDOBM	KD25J2 . . . . .	KEDQLJ2	KD50 . . . . .	KCOH1MR
KD11Y . . . . .	KDOBY	KD25NA . . . . .	KEDQNN2	KD51M . . . . .	KCOH1EM
KD12 . . . . .	KSEX	KD25NON . . . . .	KEDQNN1	KD51Y . . . . .	KCOH1EY
KD12 . . . . .	KSEX	KD26A1 . . . . .	KEDQLAN1	KD52 . . . . .	KNMAR
KD14 . . . . .	KMLSTAT	KD26A2 . . . . .	KEDQLGN2	KD53M . . . . .	KLMAR1M
KD15 . . . . .	KMLCHNG	KD26A2 . . . . .	KEDQLAN2	KD53Y . . . . .	KLMAR1Y
KD16M . . . . .	KMLCHM	KD26A2 . . . . .	KEDQLBN2	KD54 . . . . .	KLPRNT
KD16Y . . . . .	KMLCHY4	KD26A2 . . . . .	KEDQLCN2	KD55 . . . . .	KLNPRNT
KD17 . . . . .	KJBSTAT	KD26A2 . . . . .	KEDQLDN2	KD56M . . . . .	KCH1BM
KD18 . . . . .	KEDLYR	KD26A2 . . . . .	KEDQLEN2	KD56Y . . . . .	KCH1BY
KD19 . . . . .	KEDTYPE1	KD26A2 . . . . .	KEDQLFN2	KD57 . . . . .	KSCEND
KD19 . . . . .	KEDTYPE2	KD26A2 . . . . .	KEDQLHN2	KD57NA . . . . .	KSCHOOL
KD20 . . . . .	KEDBLYR2	KD26A2 . . . . .	KEDQLIN2	KD58 . . . . .	KSCTYPE
KD20 . . . . .	KEDBLYR1	KD26A2 . . . . .	KEDQLJN2	KD59 . . . . .	KSCNOW
KD21M . . . . .	KEDBGM1	KD26B1 . . . . .	KEDQLBN1	KD60 . . . . .	KFETYPE
KD21M2 . . . . .	KEDBGM2	KD26C1 . . . . .	KEDQLCN1	KD61 . . . . .	KFEEND
KD21Y . . . . .	KEDBGY1	KD26D1 . . . . .	KEDQLDN1	KD61NA . . . . .	KFENOW
KD21Y2 . . . . .	KEDBGY2	KD26E1 . . . . .	KEDQLEN1	KD62 . . . . .	KQFHAS
KD22 . . . . .	KEDENNE1	KD26F1 . . . . .	KEDQLFN1	KD63A . . . . .	KQFA
KD22M . . . . .	KEDENM1	KD26G1 . . . . .	KEDQLGN1	KD63B . . . . .	KQFB
KD22M2 . . . . .	KEDENM2	KD26H1 . . . . .	KEDQLHN1	KD63C . . . . .	KQFC
KD22NE2 . . . . .	KEDENNE2	KD26I1 . . . . .	KEDQLIN1	KD63D . . . . .	KQFD
KD22Y . . . . .	KEDENY1	KD26J1 . . . . .	KEDQLJN1	KD63E . . . . .	KQFE
KD22Y2 . . . . .	KEDENY2	KD27 . . . . .	KEDOQL2	KD63F . . . . .	KQFF
KD23A . . . . .	KEDFEEA2	KD27 . . . . .	KEDOQL1	KD63G . . . . .	KQFG
KD23A . . . . .	KEDFEEA1	KD27NON . . . . .	KEDOQLN1	KD63H . . . . .	KQFH
KD23B . . . . .	KEDFEEB2	KD27NON . . . . .	KEDOQLN2	KD63I . . . . .	KQFI
KD23B . . . . .	KEDFEEB1	KD28 . . . . .	KEDMORE2	KD63J . . . . .	KQFJ
KD23C . . . . .	KEDFEEC2	KD28 . . . . .	KEDMORE1	KD63K . . . . .	KQFK
KD23C . . . . .	KEDFEEC1	KD29 . . . . .	KLCHMOR	KD63L . . . . .	KQFL
KD23D . . . . .	KEDFEED1	KD29DST . . . . .	KPLBORND	KD63M . . . . .	KQFM
KD23D . . . . .	KEDFEED2	KD29OS . . . . .	KPLBORNC	KD63N . . . . .	KQFN
KD23E . . . . .	KEDFEEE1	KD30 . . . . .	KYR2UK4	KD64 . . . . .	KQFED
KD23E . . . . .	KEDFEEE2	KD31 . . . . .	KMLSTAT	KD65A . . . . .	KQFEDA
KD23F . . . . .	KEDFEEF1	KD32M1 . . . . .	KCITZN1	KD65B . . . . .	KQFEDB
KD23F . . . . .	KEDFEEF2	KD32M2 . . . . .	KCITZN2	KD65C . . . . .	KQFEDC
KD23G . . . . .	KEDFEEG1	KD33 . . . . .	KRACE	KD65D . . . . .	KQFEDD
KD23G . . . . .	KEDFEEG2	KD34 . . . . .	KJBSTAT	KD65E . . . . .	KQFEDE
KD24 . . . . .	KEDQUAL2	KD36 . . . . .	KPASOC	KD65F . . . . .	KQFEDF
KD24 . . . . .	KEDQUAL1	KD36 . . . . .	KPASOC00	KD65G . . . . .	KQFEDG
KD25A1 . . . . .	KEDQLA1	KD36ANA . . . . .	KPAJU	KD65H . . . . .	KQFEDH

KD65I . . . . .	KQFEDI	KD72A1 . . . . .	KTRFEEA1	KD76BN1 . . . . .	KTRQLBN1
KD65J . . . . .	KQFEDJ	KD72A3 . . . . .	KTRFEEA3	KD76BN2 . . . . .	KTRQLBN2
KD65K . . . . .	KQFEDK	KD72B . . . . .	KTRFEEB2	KD76BN3 . . . . .	KTRQLBN3
KD65L . . . . .	KQFEDL	KD72B1 . . . . .	KTRFEEB1	KD76CN1 . . . . .	KTRQLCN1
KD65M . . . . .	KQFEDM	KD72B3 . . . . .	KTRFEEB3	KD76CN2 . . . . .	KTRQLCN2
KD65N . . . . .	KQFEDN	KD72C . . . . .	KTRFEEC2	KD76CN3 . . . . .	KTRQLCN3
KD65O . . . . .	KQFEDO	KD72C1 . . . . .	KTRFEEC1	KD76DN1 . . . . .	KTRQLDN1
KD65P . . . . .	KQFEDP	KD72C3 . . . . .	KTRFEEC3	KD76DN2 . . . . .	KTRQLDN2
KD65Q . . . . .	KQFEDQ	KD72E . . . . .	KTRFEEE2	KD76DN3 . . . . .	KTRQLDN3
KD65R . . . . .	KQFEDR	KD72E1 . . . . .	KTRFEEE1	KD76EN1 . . . . .	KTRQLEN1
KD65S . . . . .	KQFEDS	KD72E3 . . . . .	KTRFEEE3	KD76EN2 . . . . .	KTRQLEN2
KD65T . . . . .	KQFEDT	KD72F . . . . .	KTRFEEF2	KD76EN3 . . . . .	KTRQLEN3
KD66A . . . . .	KNQFEDA	KD72F1 . . . . .	KTRFEEF1	KD76FN1 . . . . .	KTRQLFN1
KD66B . . . . .	KNQFEDB	KD72F3 . . . . .	KTRFEEF3	KD76FN2 . . . . .	KTRQLFN2
KD66C . . . . .	KNQFEDC	KD72G . . . . .	KTRFEEG2	KD76FN3 . . . . .	KTRQLFN3
KD66D . . . . .	KNQFEDD	KD72G1 . . . . .	KTRFEEG1	KD76GN1 . . . . .	KTRQLGN1
KD66E . . . . .	KNQFEDE	KD72G3 . . . . .	KTRFEEG3	KD76GN2 . . . . .	KTRQLGN2
KD66F . . . . .	KNQFEDF	KD73 . . . . .	KTRQLXP1	KD76GN3 . . . . .	KTRQLGN3
KD66G . . . . .	KNQFEDG	KD73 . . . . .	KTRQLXP2	KD76HN1 . . . . .	KTRQLHN1
KD66H . . . . .	KNQFEDH	KD73 . . . . .	KTRQLXP3	KD76HN2 . . . . .	KTRQLHN2
KD66I . . . . .	KNQFEDI	KD74 . . . . .	KTRQLAC2	KD76HN3 . . . . .	KTRQLHN3
KD66J . . . . .	KNQFEDJ	KD74 . . . . .	KTRQLAC3	KD76IN1 . . . . .	KTRQLIN1
KD66K . . . . .	KNQFEDK	KD74 . . . . .	KTRQLAC1	KD76IN2 . . . . .	KTRQLIN2
KD66L . . . . .	KNQFEDL	KD75A1 . . . . .	KTRQLA1	KD76IN3 . . . . .	KTRQLIN3
KD66M . . . . .	KNQFEDM	KD75A2 . . . . .	KTRQLA2	KD76JN1 . . . . .	KTRQLJN1
KD66N . . . . .	KNQFEDN	KD75A3 . . . . .	KTRQLA3	KD76JN2 . . . . .	KTRQLJN2
KD66O . . . . .	KNQFEDO	KD75B1 . . . . .	KTRQLB1	KD76JN3 . . . . .	KTRQLJN3
KD66P . . . . .	KNQFEDP	KD75B2 . . . . .	KTRQLB2	KD77 . . . . .	KTROQL2
KD66Q . . . . .	KNQFEDQ	KD75B3 . . . . .	KTRQLB3	KD77 . . . . .	KTROQL3
KD66R . . . . .	KNQFEDR	KD75C1 . . . . .	KTRQLC1	KD77 . . . . .	KTROQLN3
KD66S . . . . .	KNQFEDS	KD75C2 . . . . .	KTRQLC2	KD77 . . . . .	KTROQL1
KD66T . . . . .	KNQFEDT	KD75C3 . . . . .	KTRQLC3	KD77NON . . . . .	KTROQLN2
KD67 . . . . .	KTRAIN	KD75D1 . . . . .	KTRQLD1	KD77NON . . . . .	KTROQLN1
KD68 . . . . .	KNTRAIN	KD75D2 . . . . .	KTRQLD2	KD78 . . . . .	KTRMORE1
KD69 . . . . .	KTRPLCE2	KD75D3 . . . . .	KTRQLD3	KD78 . . . . .	KTRMORE2
KD69 . . . . .	KTRPLCE3	KD75E1 . . . . .	KTRQLE1	KD79A . . . . .	KBIRHH
KD69 . . . . .	KTRPLCE1	KD75E2 . . . . .	KTRQLE2	KD79B . . . . .	KMABWLY
KD70A . . . . .	KTRWHYA2	KD75E3 . . . . .	KTRQLE3	KD80 . . . . .	KMABWNLY
KD70A1 . . . . .	KTRWHYA1	KD75F1 . . . . .	KTRQLF1	KD81AGM . . . . .	KBWTAGM3
KD70A3 . . . . .	KTRWHYA3	KD75F2 . . . . .	KTRQLF2	KD81AGM . . . . .	KBWTAGM1
KD70B . . . . .	KTRWHYB2	KD75F3 . . . . .	KTRQLF3	KD81AGM . . . . .	KBWTAGM2
KD70B1 . . . . .	KTRWHYB1	KD75G1 . . . . .	KTRQLG1	KD81PN1 . . . . .	KBWTPN1
KD70B3 . . . . .	KTRWHYB3	KD75G2 . . . . .	KTRQLG2	KD81PN2 . . . . .	KBWTPN2
KD70C . . . . .	KTRWHYC2	KD75G3 . . . . .	KTRQLG3	KD81PN3 . . . . .	KBWTPN3
KD70C1 . . . . .	KTRWHYC1	KD75H1 . . . . .	KTRQLH1	KD82 . . . . .	KBWTPX3
KD70C3 . . . . .	KTRWHYC3	KD75H2 . . . . .	KTRQLH2	KD82 . . . . .	KBWTPX1
KD70D . . . . .	KTRWHYD2	KD75H3 . . . . .	KTRQLH3	KD82 . . . . .	KBWTPX2
KD70D1 . . . . .	KTRWHYD1	KD75I1 . . . . .	KTRQLI1	KD83 . . . . .	KBWTEL2
KD70D3 . . . . .	KTRWHYD3	KD75I2 . . . . .	KTRQLI2	KD83 . . . . .	KBWTEL3
KD70E . . . . .	KTRWHYE2	KD75I3 . . . . .	KTRQLI3	KD83 . . . . .	KBWTEL1
KD70E1 . . . . .	KTRWHYE1	KD75J1 . . . . .	KTRQLJ1	KD84 . . . . .	KBWTKW1
KD70E3 . . . . .	KTRWHYE3	KD75J2 . . . . .	KTRQLJ2	KD84 . . . . .	KBWTKW2
KD71 . . . . .	KTRU3	KD75J3 . . . . .	KTRQLJ3	KD84 . . . . .	KBWTKW3
KD71 . . . . .	KTRQ1	KD75NON . . . . .	KTRQLNN2	KD85 . . . . .	KBWTKN3
KD71 . . . . .	KTRU1	KD75NON . . . . .	KTRQLNN3	KD85 . . . . .	KBWTKN1
KD71 . . . . .	KTRQ2	KD75NON . . . . .	KTRQLNN1	KD85 . . . . .	KBWTKN2
KD71 . . . . .	KTRU2	KD76AN1 . . . . .	KTRQLAN1	KD86LB1 . . . . .	KBWTLB1
KD71 . . . . .	KTRQ3	KD76AN2 . . . . .	KTRQLAN2	KD86LB2 . . . . .	KBWTLB2
KD72A . . . . .	KTRFEEA2	KD76AN3 . . . . .	KTRQLAN3	KD86LB3 . . . . .	KBWTLB3

KD86OZ1 . . . . .	KBWTOZ1	KD102G . . . . .	KNATIDG	KE32 . . . . .	KOVTPAY
KD86OZ2 . . . . .	KBWTOZ2	KD102H . . . . .	KNATIDH	KE33 . . . . .	KEXTREST
KD86OZ3 . . . . .	KBWTOZ3	KD102I . . . . .	KNATIDI	KE33 . . . . .	KEXTRATE
KD87 . . . . .	KBWTGM1	KD103 . . . . .	KNATIDMN	KE34 . . . . .	KBASREST
KD87 . . . . .	KBWTGM2	KD104 . . . . .	KMABORN	KE34 . . . . .	KBASRATE
KD87 . . . . .	KBWTGM3	KD105 . . . . .	KPABORN	KE35 . . . . .	KOVTRATE
KD88 . . . . .	KBWTG53	KD106A . . . . .	KIVDA	KE35 . . . . .	KOVTREST
KD88 . . . . .	KBWTG52	KD106B . . . . .	KIVDB	KE39 . . . . .	KJBPERFP
KD88 . . . . .	KBWTG51	KD106C . . . . .	KIVDC	KE40 . . . . .	KJBONUS
KD89 . . . . .	KAGERET	KD106D . . . . .	KIVDD	KE41 . . . . .	KJBONAM
KD90 . . . . .	KREWORK	KD106E . . . . .	KIVDE	KE42 . . . . .	KJBONG
KD91 . . . . .	KRETEX	KE1 . . . . .	KJBHAS	KE43 . . . . .	KJBRISE
KD92 . . . . .	KAGEXRT	KE2 . . . . .	KJBOFF	KE44 . . . . .	KTUJBPL
KD93 . . . . .	KRETFIX	KE3 . . . . .	KJBOFFY	KE45 . . . . .	KTUIN1
KD94 . . . . .	KRTMAGE	KE4 . . . . .	KJBTERM1	KE46 . . . . .	KJBOPPS
KD95AA . . . . .	KRTRLYA	KE5 . . . . .	KJBSOC00	KE47 . . . . .	KJBTIME
KD95AB . . . . .	KRTRLYB	KE5 . . . . .	KJBSOC	KE48 . . . . .	KJBWKHRG
KD95AC . . . . .	KRTRLYC	KE6 . . . . .	KJBSIC92	KE48 . . . . .	KJBWKHRH
KD95AD . . . . .	KRTRLYD	KE6 . . . . .	KJBSIC	KE48 . . . . .	KJBWKHRF
KD95AE . . . . .	KRTRLYE	KE7 . . . . .	KJBSEMP	KE48 . . . . .	KJBWKHRE
KD95AF . . . . .	KRTRLYF	KE8 . . . . .	KJBMNGR	KE48 . . . . .	KJBWKHRD
KD95AG . . . . .	KRTRLYG	KE9 . . . . .	KJBSECT	KE48 . . . . .	KJBWKHRB
KD95AH . . . . .	KRTRLYH	KE10 . . . . .	KJBFSIZE	KE48 . . . . .	KJBWKHRA
KD95AI . . . . .	KRTRLYI	KE11 . . . . .	KJBHRS	KE48 . . . . .	KJBWKHRC
KD95AJ . . . . .	KRTRLYJ	KE12 . . . . .	KJBOT	KE49 . . . . .	KJBPEN
KD95AK . . . . .	KRTRLYK	KE13 . . . . .	KJBOTPD	KE4A . . . . .	KJBTERM2
KD95AL . . . . .	KRTRLYL	KE14 . . . . .	KJBHRLK	KE50 . . . . .	KJBPENM
KD95AM . . . . .	KRTRLYM	KE15 . . . . .	KJBPL	KE52D . . . . .	KJBBGD
KD95B . . . . .	KYRTRLY	KE16 . . . . .	KJBTTWT	KE52M . . . . .	KJBBGM
KD96AA . . . . .	KRTLATA	KE17 . . . . .	KJBTTWM	KE52Y . . . . .	KJBBGY4
KD96AB . . . . .	KRTLATB	KE18B . . . . .	KJBSAT2	KE53 . . . . .	KJBBGLY
KD96AC . . . . .	KRTLATC	KE18D . . . . .	KJBSAT4	KE54 . . . . .	KPAYSW
KD96AD . . . . .	KRTLATD	KE18F . . . . .	KJBSAT6	KE55OC . . . . .	KPAYSG
KD96AE . . . . .	KRTLATE	KE18G . . . . .	KJBSAT7	KE56 . . . . .	KPAYSG
KD96AF . . . . .	KRTLATF	KE19 . . . . .	KJBSAT	KE57D . . . . .	KJBBGD
KD96AG . . . . .	KRTLATG	KE20 . . . . .	KPAYGL	KE57M . . . . .	KJBBGM
KD96AH . . . . .	KRTLATH	KE21OC . . . . .	KPAYGW	KE57Y . . . . .	KJBBGY4
KD96AI . . . . .	KRTLATI	KE22 . . . . .	KPAYNL	KE58 . . . . .	KJBBGLY
KD96AJ . . . . .	KRTLATJ	KE23A . . . . .	KPYTC	KE59 . . . . .	KPAYLY
KD96B . . . . .	KYRTLAT	KE23B . . . . .	KPYWFTC	KE60OC . . . . .	KPAYLYW
KD97 . . . . .	KRTVOL	KE23C . . . . .	KPYWFTCW	KE61 . . . . .	KPAYLYG
KD98 . . . . .	KRTSAT	KE23D . . . . .	KPYDPTC	KE62 . . . . .	KPAYSW
KD99 . . . . .	KRTCOMP	KE23E . . . . .	KPYDPTCW	KE63OC . . . . .	KPAYSG
KD100A . . . . .	KRTPRO1	KE23OC . . . . .	KPAYNW	KE64 . . . . .	KPAYSG
KD100B . . . . .	KRTPRO2	KE24 . . . . .	KPAYSLP	KE73 . . . . .	KJSBOSS
KD100C . . . . .	KRTPRO3	KE26 . . . . .	KPAYUSL	KE74 . . . . .	KJSSIZE
KD100D . . . . .	KRTPRO4	KE27 . . . . .	KPAYU	KE75 . . . . .	KJSHRS
KD100E . . . . .	KRTPRO5	KE28OC . . . . .	KPAYUW	KE76 . . . . .	KJSHRLK
KD100F . . . . .	KRTPRO6	KE29 . . . . .	KPAYUG	KE77 . . . . .	KJSTIME
KD101A . . . . .	KRTCON1	KE30A . . . . .	KPAYDF1	KE78 . . . . .	KJSTYPEB
KD101B . . . . .	KRTCON2	KE30B . . . . .	KPAYDF2	KE79 . . . . .	KJSACCS
KD101C . . . . .	KRTCON3	KE30C . . . . .	KPAYDF3	KE80 . . . . .	KJSPART
KD101D . . . . .	KRTCON4	KE30D . . . . .	KPAYDF4	KE81BM . . . . .	KJSPRBM
KD102A . . . . .	KNATIDA	KE30E . . . . .	KPAYDF5	KE81BY . . . . .	KJSPRBY4
KD102B . . . . .	KNATIDB	KE30F . . . . .	KPAYDF6	KE81EM . . . . .	KJSPREM
KD102C . . . . .	KNATIDC	KE30G . . . . .	KPAYDF7	KE81EY . . . . .	KJSPREY4
KD102D . . . . .	KNATIDD	KE30H . . . . .	KPAYDF9	KE82 . . . . .	KJSPRF
KD102E . . . . .	KNATIDE	KE30I . . . . .	KPAYDF8	KE83 . . . . .	KJSPRLS
KD102F . . . . .	KNATIDF	KE31 . . . . .	KPAYTYP	KE84 . . . . .	KJSPRTX

KE85 . . . . .	KJSPRNI	KE132 . . . . .	KJ2HAS	KF4 . . . . .	KFISIT
KE86BM . . . . .	KJSPRBM	KE133 . . . . .	KJ2SOC	KF5 . . . . .	KFISITC
KE86BY . . . . .	KJSPRBY4	KE133 . . . . .	KJ2SOC00	KF6 . . . . .	KFISITY
KE86EM . . . . .	KJSPREM	KE134 . . . . .	KJ2SEMP	KF7 . . . . .	KFISITX
KE86EY . . . . .	KJSPREY4	KE135 . . . . .	KJ2HRS	KF8 . . . . .	KFIYRDIA
KE87 . . . . .	KJSPRF	KE136 . . . . .	KJ2PAY	KF9A . . . . .	KFIYRDB1
KE91 . . . . .	KJSPAYU	KE137A . . . . .	KIVEA	KF9B . . . . .	KFIYRDB2
KE92 . . . . .	KJSPAYW	KE137B . . . . .	KIVEB	KF9C . . . . .	KFIYRDB3
KE93 . . . . .	KJSPYTX	KE137C . . . . .	KIVEC	KF9D . . . . .	KFIYRDB4
KE94 . . . . .	KJSPYNI	KE137D . . . . .	KIVED	KF9E . . . . .	KFIYRDB5
KE95 . . . . .	KJSPL	KE137E . . . . .	KIVEE	KF9F . . . . .	KFIYRDB6
KE96 . . . . .	KJSTTWT	KEG3 . . . . .	PID	KF10 . . . . .	KSAVE
KE97 . . . . .	KJSTTWM	KEG4 . . . . .	KHGSEX	KF11 . . . . .	KSAVED
KE98A . . . . .	KJSSAT1	KEG5M . . . . .	KHGBM	KF11AM1 . . . . .	KSAVEY1
KE98B . . . . .	KJSSAT2	KEG5Y . . . . .	KHGBY	KF11AM2 . . . . .	KSAVEY2
KE98D . . . . .	KJSSAT4	KEG6 . . . . .	KIVIOLW	KF12 . . . . .	KSAVREG
KE98E . . . . .	KJSSAT5	KEG7 . . . . .	KIVSTAT1	KF13 . . . . .	KSAVLT
KE99 . . . . .	KJSSAT	KEG8 . . . . .	KIVELIG	KF14 . . . . .	KPPPEN
KE100D . . . . .	KJSBGD	KEG9 . . . . .	KHHMEM	KF15 . . . . .	KPENB4
KE100M . . . . .	KJSBGM	KEG10 . . . . .	KNEWHY	KF16 . . . . .	KPENB4Y4
KE100Y . . . . .	KJSBGY4	KEG11 . . . . .	KLVWHY	KF17 . . . . .	KPENB4V
KE101A . . . . .	KJBLKCHA	KEG12M . . . . .	KNEMNJJN	KF18 . . . . .	KPENB4W
KE101B . . . . .	KJBLKCHB	KEG12M . . . . .	KLVMN	KF19 . . . . .	KPENYR4
KE101C . . . . .	KJBLKCHC	KEG12Y . . . . .	KNEYRJN4	KF20 . . . . .	KPENADD
KE101D . . . . .	KJBLKCHD	KEG12Y . . . . .	KLVYR4	KF21 . . . . .	KPENADV
KE101E . . . . .	KJBLKCHE	KEG13 . . . . .	KLVLOC	KF22 . . . . .	KPENADW
KE102A . . . . .	KJBXPCHA	KEG14 . . . . .	KIVFIO	KF23 . . . . .	KPENMJN
KE102B . . . . .	KJBXPCHB	KEG16 . . . . .	KIVRREF	KF24 . . . . .	KPENMCN
KE102C . . . . .	KJBXPCHC	KEG17 . . . . .	KIVIREIS	KF25 . . . . .	KPENMPY
KE102D . . . . .	KJBXPCHD	KEG18 . . . . .	KIVFIO	KF26 . . . . .	KPENMTP
KE102E . . . . .	KJBXPCHD	KF2 . . . . .	KNF1	KF27 . . . . .	KSPINHH
KE104 . . . . .	KRACH12	KF3A . . . . .	KFICODE	KF28 . . . . .	KPENMSP
KE105M1 . . . . .	KJBCHC1	KF3B01 . . . . .	KFR01	KF29 . . . . .	KPENMEX
KE105M2 . . . . .	KJBCHC2	KF3B02 . . . . .	KFR02	KF30 . . . . .	KPPPEX
KE105M3 . . . . .	KJBCHC3	KF3B03 . . . . .	KFR03	KF31 . . . . .	KPPPEXM
KE107 . . . . .	KXPCHCF	KF3B04 . . . . .	KFR04	KF32 . . . . .	KSTAKEH
KE108 . . . . .	KXPCHC	KF3B05 . . . . .	KFR05	KF34 . . . . .	KSPPEN
KE109 . . . . .	KHUXPCH	KF3B06 . . . . .	KFR06	KF35A . . . . .	KRETEXP
KE110 . . . . .	KHUNURS	KF3B07 . . . . .	KFR07	KF35B . . . . .	KRETAMT
KE111 . . . . .	KJULK1	KF3B08 . . . . .	KFR08	KF36 . . . . .	KWINDF
KE112 . . . . .	KJULK4	KF3B09 . . . . .	KFR09	KF36 . . . . .	KRETSUF
KE113A . . . . .	KJULKA	KF3B10 . . . . .	KFR10	KF38A . . . . .	KWINDFA
KE113B . . . . .	KJULKB	KF3B11 . . . . .	KFR11	KF38B . . . . .	KWINDFB
KE113C . . . . .	KJULKC	KF3B12 . . . . .	KFR12	KF38C . . . . .	KWINDFC
KE113D . . . . .	KJULKD	KF3B13 . . . . .	KFR13	KF38D . . . . .	KWINDFD
KE113E . . . . .	KJULKE	KF3B14 . . . . .	KFR14	KF38F . . . . .	KWINDFF
KE114 . . . . .	KJULKJB	KF3B15 . . . . .	KFR15	KF38G . . . . .	KWINDFG
KE115 . . . . .	KJUBGN	KF3B16 . . . . .	KFR16	KF38H . . . . .	KWINDFH
KE116 . . . . .	KJUSPEC	KF3B17 . . . . .	KFR17	KF39A . . . . .	KWINDFAY
KE117 . . . . .	KJUSOC	KF3B18 . . . . .	KFR18	KF39B . . . . .	KWINDFBY
KE117 . . . . .	KJUSOC00	KF3B19 . . . . .	KFR19	KF39C . . . . .	KWINDFCY
KE118 . . . . .	KJUHRXS	KF3B20 . . . . .	KFR20	KF39D . . . . .	KWINDFDY
KE119 . . . . .	KJUPAYX	KF3BAL . . . . .	KFRALL	KF39F . . . . .	KWINDFFY
KE120 . . . . .	KJUPAYL	KF3C . . . . .	KFRNOW	KF39G . . . . .	KWINDFGY
KE121 . . . . .	KJUHRSL	KF3D . . . . .	KFRVAL	KF39H . . . . .	KWINDFHY
KE124 . . . . .	KEPROSH	KF3EOC . . . . .	KFRW	KF40A . . . . .	KXPMEAL
KE129 . . . . .	KEAAGE	KF3F . . . . .	KFRJT	KF40B . . . . .	KXPLEIS
KE130 . . . . .	KJBUB	KF3FPN . . . . .	KFRJTPN	KF41 . . . . .	KFTEXHH
KE131 . . . . .	KJBUBY	KF3SEQ . . . . .	KFISEQ	KF42A . . . . .	KFTEXAV

KF42A . . . . .	KFTEXA	KF103 . . . . .	KF103	KH21 . . . . .	KMGNEW
KF42B . . . . .	KFTEXBV	KF104 . . . . .	KF104	KH22A . . . . .	KMGXTY1
KF42B . . . . .	KFTEXB	KF105 . . . . .	KF105	KH22B . . . . .	KMGXTY2
KF42C . . . . .	KFTEXCV	KF106 . . . . .	KF106	KH22C . . . . .	KMGXTY3
KF42C . . . . .	KFTEXC	KF116 . . . . .	KF116	KH22D . . . . .	KMGXTY4
KF43A . . . . .	KFTEXAW	KF118 . . . . .	KF118	KH22E . . . . .	KMGXTY5
KF43A1 . . . . .	KFTEXA1	KF119 . . . . .	KF119	KH23 . . . . .	KXPMG
KF43A2 . . . . .	KFTEXA2	KF121 . . . . .	KF121	KH24A . . . . .	KXPMG1
KF43A3 . . . . .	KFTEXA3	KF122 . . . . .	KF122	KH24B . . . . .	KXPMG2
KF43A4 . . . . .	KFTEXA4	KF124 . . . . .	KF124	KH24C . . . . .	KXPMG3
KF43A5 . . . . .	KFTEXA5	KF125 . . . . .	KF125	KH24D . . . . .	KXPMG4
KF43A6 . . . . .	KFTEXA6	KF126 . . . . .	KF126	KH25 . . . . .	KHSJB
KF43B . . . . .	KFTEXBW	KF127 . . . . .	KF127	KH26M1 . . . . .	KRENTP1
KF43B1 . . . . .	KFTEXB1	KF128 . . . . .	KF128	KH26M2 . . . . .	KRENTP2
KF43B2 . . . . .	KFTEXB2	KF132 . . . . .	KF132	KH27 . . . . .	KRENTLL
KF43B3 . . . . .	KFTEXB3	KF135 . . . . .	KF135	KH28 . . . . .	KRENTF
KF43B4 . . . . .	KFTEXB4	KF136 . . . . .	KF136	KH30 . . . . .	KRENT
KF43B5 . . . . .	KFTEXB5	KF137 . . . . .	KF137	KH31 . . . . .	KRENTW
KF43B6 . . . . .	KFTEXB6	KF138 . . . . .	KF138	KH32A . . . . .	KRENT1
KF43C . . . . .	KFTEXCW	KF139 . . . . .	KF139	KH32B . . . . .	KRENT7
KF43C1 . . . . .	KFTEXC1	KF140 . . . . .	KF140	KH32C . . . . .	KRENT2
KF43C2 . . . . .	KFTEXC2	KF141 . . . . .	KF141	KH32D . . . . .	KRENT3
KF43C3 . . . . .	KFTEXC3	KF142 . . . . .	KF142	KH32E . . . . .	KRENT4
KF43C4 . . . . .	KFTEXC4	KF151 . . . . .	KF151	KH32F . . . . .	KRENT5
KF43C5 . . . . .	KFTEXC5	KF152 . . . . .	KF152	KH32G . . . . .	KRENT8
KF43C6 . . . . .	KFTEXC6	KF153 . . . . .	KF153	KH32H . . . . .	KRENT6
KF47A . . . . .	KHUBUYS	KF154 . . . . .	KF154	KH33 . . . . .	KRENTHB
KF47B . . . . .	KHUFrys	KF155 . . . . .	KF155	KH34 . . . . .	KRENTG
KF47C . . . . .	KHUMOPS	KF156 . . . . .	KF156	KH35 . . . . .	KRENTG
KF47D . . . . .	KHUIRON	KF157 . . . . .	KF157	KH36 . . . . .	KRENTGW
KF48 . . . . .	KHHCH12	KF158 . . . . .	KF158	KH37 . . . . .	KXPHSDF
KF49 . . . . .	KHUSITS	KF159 . . . . .	KF159	KH38A . . . . .	KXPHSD1
KF50 . . . . .	KHOWLNG	KH0AD . . . . .	KHHDOI	KH38B . . . . .	KXPHSD2
KF51 . . . . .	KCARUSE	KH0AM . . . . .	KHHMOI	KH39 . . . . .	KXPHSDB
KF52 . . . . .	KMOBUSE	KH0AY . . . . .	KHHYOI4	KH40A . . . . .	KHSKCH
KF53 . . . . .	KAGEADV	KH0BH . . . . .	KHHSOIH	KH40A . . . . .	KHSBTH
KF53A1 . . . . .	KAGEAD1	KH0BM . . . . .	KHHSOIM	KH40A . . . . .	KHSTLT
KF53A2 . . . . .	KAGEAD2	KH0C . . . . .	KHSTYPE	KH40A . . . . .	KHSGDN
KF53A3 . . . . .	KAGEAD3	KH1A . . . . .	KHSRINS	KH40B . . . . .	KHSTLTS
KF53A4 . . . . .	KAGEAD4	KH2 . . . . .	KHSROOM	KH40B . . . . .	KHSKCHS
KF53M1 . . . . .	KEVENT1S	KH3 . . . . .	KHSOWND	KH40B . . . . .	KHSGDNS
KF53M1 . . . . .	KEVENT1	KH4M1 . . . . .	KHSOWR1	KH40B . . . . .	KHSBTHS
KF53M2 . . . . .	KEVENT2	KH4M2 . . . . .	KHSOWR2	KH41A . . . . .	KXPGASY
KF53M2 . . . . .	KEVENT2S	KH5 . . . . .	KHSVAL	KH41B . . . . .	KXPLECY
KF53M3 . . . . .	KEVENT3	KH6 . . . . .	KMGHAVE	KH41C . . . . .	KXPOILY
KF53M3 . . . . .	KEVENT3S	KH7 . . . . .	KHSOWRP	KH41D . . . . .	KXPSFLY
KF53M4 . . . . .	KEVENT4	KH8 . . . . .	KMGYNOT	KH42 . . . . .	KHEATCH
KF53M4 . . . . .	KEVENT4S	KH9 . . . . .	KHSCOST	KH43 . . . . .	KHEATYP
KF54A . . . . .	KIVFA	KH10 . . . . .	KHSYR04	KH44A . . . . .	KHSPRBG
KF54B . . . . .	KIVFB	KH11 . . . . .	KHSCOST	KH44B . . . . .	KHSPRBH
KF54C . . . . .	KIVFC	KH12 . . . . .	KMGYR04	KH44C . . . . .	KHSPRBI
KF54D . . . . .	KIVFD	KH13 . . . . .	KMGLY	KH44D . . . . .	KHSPRBJ
KF54E . . . . .	KIVFE	KH14 . . . . .	KHSIVLW	KH44E . . . . .	KHSPRBK
KF55H . . . . .	KIVFOIH	KH15 . . . . .	KMGYR04	KH44F . . . . .	KHSPRBL
KF55M . . . . .	KIVFOIM	KH16 . . . . .	KHSCOST	KH44G . . . . .	KHSPRBM
KF56 . . . . .	KIVSC	KH17 . . . . .	KMGOLD	KH44H . . . . .	KHSPRBN
KF70I . . . . .	KPRF125	KH18 . . . . .	KMGLIFE	KH44I . . . . .	KHSPRBO
KF101 . . . . .	KF101	KH19 . . . . .	KMGTYPE	KH44J . . . . .	KHSPRBP
KF102 . . . . .	KF102	KH20 . . . . .	KMGXTRA	KH44K . . . . .	KHSPRBQ

KH45 . . . . .	KHSCTAX	KH59E . . . . .	KHSCNTE	KJ24 . . . . .	KJHPAYL
KH46 . . . . .	KHS2OWND	KH59F . . . . .	KHSCNTF	KJ25OC . . . . .	KJHPYLW
KH47 . . . . .	KHS2VALO	KH60 . . . . .	KXPFOOD	KJ26 . . . . .	KJHPYLG
KH47A . . . . .	KHS2VALA	KH61 . . . . .	KNCARS	KJ27 . . . . .	KJHSTPY
KH47B . . . . .	KHS2VALB	KH62 . . . . .	KCAROWN	KJ28 . . . . .	KJBLKY
KH47C . . . . .	KHS2VALC	KH63 . . . . .	KCARVAL	KJ31 . . . . .	KJBHAD
KH47D . . . . .	KHS2VALD	KH64M1 . . . . .	KIVH1	KJ32 . . . . .	KJLEND4
KH49 . . . . .	KMGTOT	KH64M2 . . . . .	KIVH2	KJ33 . . . . .	KJLSOC00
KH50 . . . . .	KCDHAVE	KH64M3 . . . . .	KIVH3	KJ33 . . . . .	KJLSOC
KH51A . . . . .	KCD1USE	KH65H . . . . .	KHHFOIH	KJ34 . . . . .	KJLSIC
KH51B . . . . .	KCD2USE	KH65M . . . . .	KHHFOIM	KJ34 . . . . .	KJLSIC92
KH51C . . . . .	KCD10USE	KHG2 . . . . .	KHGR2R	KJ35 . . . . .	KJLSEMP
KH51D . . . . .	KCD11USE	KHG3 . . . . .	KHGSEX	KJ36 . . . . .	KJLBOSS
KH51E . . . . .	KCD3USE	KHG4M . . . . .	KHGBM	KJ37 . . . . .	KJLMNGR
KH51F . . . . .	KCD4USE	KHG4Y . . . . .	KHGBY	KJ38 . . . . .	KJLSIZE
KH51G . . . . .	KCD5USE	KHG8 . . . . .	KMASTAT	KJ39A . . . . .	KIVJA
KH51H . . . . .	KCD6USE	KHG9 . . . . .	KHGSPN	KJ39B . . . . .	KIVJB
KH51I . . . . .	KCD7USE	KHG10 . . . . .	KHGEMP	KJ39C . . . . .	KIVJC
KH51J . . . . .	KCD8USE	KHG10 . . . . .	KHGEMP	KJ39D . . . . .	KIVJD
KH51K . . . . .	KCD9USE	KHG11 . . . . .	KHGFNO	KJ39E . . . . .	KIVJE
KH51L . . . . .	KCD12USE	KHG11 . . . . .	KHGFNO	KL2 . . . . .	KMLSTAT
KH52 . . . . .	KCDBGHT	KHG12 . . . . .	KHGMNO	KL3 . . . . .	KNMAR
KH53A . . . . .	KCD1NEW	KHG12 . . . . .	KHGMNO	KL4M . . . . .	KLMARM
KH53B . . . . .	KCD2NEW	KHG13 . . . . .	KHGRA	KL4M . . . . .	KLMARY4
KH53C . . . . .	KCD10NEW	KHG13 . . . . .	KHGRA	KL4M . . . . .	KLCMARM
KH53D . . . . .	KCD11NEW	KI1 . . . . .	KIV1	KL4Y . . . . .	KLCMARY4
KH53E . . . . .	KCD3NEW	KI2 . . . . .	KIV2	KL5 . . . . .	KMPNO
KH53F . . . . .	KCD4NEW	KI4 . . . . .	KIV4	KL5 . . . . .	KMPNO
KH53G . . . . .	KCD5NEW	KI5 . . . . .	KIV5	KL6 . . . . .	KLCMCOH
KH53H . . . . .	KCD6NEW	KI5A . . . . .	KIV5AA	KL7M . . . . .	KLCMCBM
KH53I . . . . .	KCD7NEW	KI5B . . . . .	KIV5AB	KL7Y . . . . .	KLCMCBY4
KH53J . . . . .	KCD8NEW	KI5C . . . . .	KIV5AC	KL8M . . . . .	KLCMSPM
KH53K . . . . .	KCD9NEW	KI6A . . . . .	KIV6A	KL8Y . . . . .	KLCMSPY4
KH53L . . . . .	KCD12NEW	KI6B . . . . .	KIV6B	KL10 . . . . .	KLMCOH
KH54A . . . . .	KCD1CST	KI6C . . . . .	KIV6C	KL11M . . . . .	KLMCBM
KH54B . . . . .	KCD2CST	KI6D . . . . .	KIV6D	KL11Y . . . . .	KLMCBY4
KH54C . . . . .	KCD10CST	KI6E . . . . .	KIV6E	KL12 . . . . .	KLMEND
KH54D . . . . .	KCD11CST	KI7 . . . . .	KIV6F	KL13M . . . . .	KLMWWM
KH54E . . . . .	KCD3CST	KI8 . . . . .	KIV7	KL13Y . . . . .	KLMWWY4
KH54F . . . . .	KCD4CST	KJ5D . . . . .	KCJSBGD	KL15M . . . . .	KLMDVM
KH54G . . . . .	KCD5CST	KJ5M . . . . .	KCJSBGM	KL15Y . . . . .	KLMDVY4
KH54H . . . . .	KCD6CST	KJ5Y . . . . .	KCJSBGY4	KL16M . . . . .	KLMSPM
KH54I . . . . .	KCD7CST	KJ6 . . . . .	KNEMST	KL16Y . . . . .	KLMSPY4
KH54J . . . . .	KCD8CST	KJ8 . . . . .	KCJSBLY	KL18 . . . . .	KLCOH
KH54K . . . . .	KCD9CST	KJ9 . . . . .	KJHSTAT	KL19 . . . . .	KLNCOH
KH54L . . . . .	KCD12CST	KJ10D . . . . .	KJHBGD	KL20M . . . . .	KLCSBM
KH55 . . . . .	KPCNET	KJ10M . . . . .	KJHBGM	KL20Y . . . . .	KLCSBY4
KH56 . . . . .	KXPHP	KJ10Y . . . . .	KJHBGY4	KL21M . . . . .	KLCSEM
KH57 . . . . .	KXPHPDF	KJ12 . . . . .	KNJBS	KL21NE . . . . .	KLCSNE
KH58A . . . . .	KHSCANA	KJ14 . . . . .	KJHSOC00	KL21Y . . . . .	KLCSEY4
KH58B . . . . .	KHSCANB	KJ14 . . . . .	KJHSOC	KL22 . . . . .	KLADOPT
KH58C . . . . .	KHSCANC	KJ16 . . . . .	KJHSEMP	KL23 . . . . .	KLNAOPT
KH58D . . . . .	KHSCAND	KJ17 . . . . .	KJHBOSS	KL24AM . . . . .	KLACBM
KH58E . . . . .	KHSCANE	KJ18 . . . . .	KJHSECT	KL24AY . . . . .	KLACBY4
KH58F . . . . .	KHSCANF	KJ19 . . . . .	KJHMNGR	KL24B . . . . .	KLACSX
KH59A . . . . .	KHSCNTA	KJ21 . . . . .	KJHPLDF	KL24C . . . . .	KLACST
KH59B . . . . .	KHSCNTB	KJ22 . . . . .	KJHSIC92	KL24D . . . . .	KLACYB4
KH59C . . . . .	KHSCNTC	KJ22 . . . . .	KJHSIC	KL24E . . . . .	KLACLV
KH59D . . . . .	KHSCNTD	KJ23 . . . . .	KJHSIZE	KL24F . . . . .	KLACNO

KL24G . . . . .	KLACYD4	KM10A . . . . .	KHLLTA	KM36 . . . . .	KHLCVRL
KL24H . . . . .	KLACAL	KM10B . . . . .	KHLLTB	KM37 . . . . .	KHLSV
KL25 . . . . .	KLPRNT	KM10C . . . . .	KHLLTC	KM38A . . . . .	KHLSVA
KL26 . . . . .	KLNPRNT	KM10D . . . . .	KHLLTD	KM38B . . . . .	KHLSVB
KL27AM . . . . .	KLCHBM	KM10E . . . . .	KHLLTE	KM38C . . . . .	KHLSVC
KL27AY . . . . .	KLCHBY4	KM11 . . . . .	KHLLTW	KM38D . . . . .	KHLSVD
KL27B . . . . .	KLCHSX	KM11A . . . . .	KHLENDW	KM38E . . . . .	KHLSVE
KL27C . . . . .	KLCHLV	KM11B . . . . .	KHLLTWA	KM38F . . . . .	KHLSVF
KL27DNO . . . . .	KLNCNO	KM12 . . . . .	KHLPAIN	KM38G . . . . .	KHLSVG
KL27E . . . . .	KLCHYD4	KM13 . . . . .	KHLTRPN	KM38H . . . . .	KHLSVH
KL27F . . . . .	KLCHAL	KM14 . . . . .	KHLAVPN	KM38I . . . . .	KHLSVI
KL28 . . . . .	KCBAGE	KM15 . . . . .	KHLWTPN	KM38J1 . . . . .	KHLSVJ
KL30 . . . . .	KLCHMORN	KM16 . . . . .	KHLIV65	KM38J2 . . . . .	KHLSVK
KL31A . . . . .	KIVLA	KM17A . . . . .	KADLA	KM38L . . . . .	KHLSVL
KL31B . . . . .	KIVLB	KM17B . . . . .	KADLAD	KM38M . . . . .	KHLSVM
KL31C . . . . .	KIVLC	KM18A . . . . .	KADLB	KM39A . . . . .	KHLSVAN
KL31D . . . . .	KIVLD	KM18B . . . . .	KADLBD	KM39B . . . . .	KHLSVBN
KL31E . . . . .	KIVLE	KM19A . . . . .	KADLC	KM39C . . . . .	KHLSVCN
KL32M . . . . .	KLEDENDM	KM19B . . . . .	KADLCD	KM39D . . . . .	KHLSVDN
KL32NL . . . . .	KLEDNOW	KM20A . . . . .	KADLD	KM39E . . . . .	KHLSVEN
KL33 . . . . .	KLESHST	KM20B . . . . .	KADLDD	KM39F . . . . .	KHLSVFN
KL33SPN . . . . .	KLESHNO	KM21A . . . . .	KADLE	KM39G . . . . .	KHLSVGN
KL34M . . . . .	KLESHEM	KM21B . . . . .	KADLED	KM39H . . . . .	KHLSVHN
KL34NE . . . . .	KLESHNE	KM22A . . . . .	KADLF	KM39I . . . . .	KHLSVIN
KL34Y . . . . .	KLESHEY4	KM22B . . . . .	KADLFD	KM39J1 . . . . .	KHLSVJN
KL37SPN . . . . .	KLCSNO	KM23 . . . . .	KRTRHM	KM39J2 . . . . .	KHLSVKN
KM1 . . . . .	KHLDSBL	KM24 . . . . .	KLVLONG	KM39L . . . . .	KHLSVLN
KM1A . . . . .	KHLSTAT	KM25 . . . . .	KHL2GP	KM39M . . . . .	KHLSVMN
KM2A . . . . .	KHLPRBA	KM26 . . . . .	KHL2HOP	KM40A . . . . .	KHLSVAF
KM2B . . . . .	KHLPRBB	KM27 . . . . .	KXDTS	KM40B . . . . .	KHLSVBF
KM2C . . . . .	KHLPRBC	KM28 . . . . .	KNXDTS	KM40C . . . . .	KHLSVCF
KM2D . . . . .	KHLPRBD	KM29 . . . . .	KHLCK	KM40D . . . . .	KHLSVDF
KM2E . . . . .	KHLPRBE	KM29 . . . . .	KHOSP	KM40E . . . . .	KHLSVEF
KM2F . . . . .	KHLPRBF	KM2O . . . . .	KHLPRBO	KM40F . . . . .	KHLSVFF
KM2G . . . . .	KHLPRBG	KM30 . . . . .	KHOSPD	KM40G . . . . .	KHLSVGF
KM2H . . . . .	KHLPRBH	KM30A . . . . .	KHLCKA	KM40H . . . . .	KHLSVHF
KM2I . . . . .	KHLPRBI	KM30B . . . . .	KHLCKB	KM40I . . . . .	KHLSVIF
KM2J . . . . .	KHLPRBJ	KM30C . . . . .	KHLCKC	KM40J1 . . . . .	KHLSVJF
KM2K . . . . .	KHLPRBK	KM30D . . . . .	KHLCKD	KM40J2 . . . . .	KHLSVKF
KM2L . . . . .	KHLPRBL	KM30E . . . . .	KHLCKE	KM40L . . . . .	KHLSVLF
KM2M . . . . .	KHLPRBM	KM30F . . . . .	KHLCKI	KM40M . . . . .	KHLSVMF
KM2M0 . . . . .	KHLPRB	KM30G . . . . .	KHLCKF	KM47 . . . . .	KAIDHH
KM2N . . . . .	KHLPRBN	KM30H . . . . .	KHLCKG	KM48P1 . . . . .	KAIDHUA
KM3A . . . . .	KHLPRXA	KM30I . . . . .	KHLCKH	KM48P2 . . . . .	KAIDHUB
KM3B . . . . .	KHLPRXB	KM31A . . . . .	KHLCKAN	KM48P3 . . . . .	KAIDHUC
KM3C . . . . .	KHLPRXC	KM31B . . . . .	KHLCKBN	KM49 . . . . .	KAIDXHH
KM3D . . . . .	KHLPRXD	KM31C . . . . .	KHLCKCN	KM50 . . . . .	KNAIDXHH
KM3E . . . . .	KHLPRXE	KM31D . . . . .	KHLCKDN	KM51M1 . . . . .	KAIDHU1
KM3F . . . . .	KHLPRXF	KM31E . . . . .	KHLCKEN	KM51M2 . . . . .	KAIDHU2
KM3G . . . . .	KHLPRXG	KM31F . . . . .	KHLCKIN	KM53 . . . . .	KAIDHRS
KM3H . . . . .	KHLPRXH	KM31G . . . . .	KHLCKFN	KM54A . . . . .	KIVMA
KM3I . . . . .	KHLPRXI	KM31H . . . . .	KHLCKGN	KM54B . . . . .	KIVMB
KM3J . . . . .	KHLPRXJ	KM31I . . . . .	KHLCKHN	KM54C . . . . .	KIVMC
KM3K . . . . .	KHLPRXK	KM32 . . . . .	KHOSPCH	KM54D . . . . .	KIVMD
KM3L . . . . .	KHLPRXL	KM33 . . . . .	KHOSPNHS	KM54E . . . . .	KIVME
KM3M . . . . .	KHLPRXM	KM33 . . . . .	KSMOKER	KP2B . . . . .	KPRRS2I
KM3N . . . . .	KHLPRXN	KM34 . . . . .	KHLCVR	KP2C . . . . .	KPRIPN
KM3O . . . . .	KHLPRXO	KM34 . . . . .	KNCIGS	KP2D . . . . .	KPRWHY
KM9 . . . . .	KHLLT	KM35 . . . . .	KHLCVRH	KP3 . . . . .	KPPLEVR

KP10M . . . . .	KPRESBGM	KS3N . . . . .	KQLFN	KV12K . . . . .	KORGAH
KP10Y . . . . .	KPRESBY4	KS3O . . . . .	KQLFO	KV12L . . . . .	KORGAI
KP11 . . . . .	KPRESLY	KS3P . . . . .	KQLFP	KV12M . . . . .	KORGAJ
KP23 . . . . .	KPRFEHQ	KS3Q . . . . .	KQLFQ	KV12N . . . . .	KORGAK
KP25 . . . . .	KPRSEHQ	KS3R . . . . .	KQLFR	KV12O . . . . .	KORGAL
KP58 . . . . .	KPRJBFT	KS3S . . . . .	KQLFS	KV12P . . . . .	KORGAM
KP59M . . . . .	KPRJBBGM	KS4A . . . . .	KXSUPA	KV13 . . . . .	KOPRLG2
KP59Y . . . . .	KPRJBBY4	KS4B . . . . .	KXSUPB	KV14 . . . . .	KFRNA
KP60 . . . . .	KPRJBLY	KS4C . . . . .	KXSUPC	KV15 . . . . .	KFRNB
KP61 . . . . .	KPREARN	KS5A . . . . .	KSSUPA	KV16 . . . . .	KFRNC
KP70A . . . . .	KPRF101	KS5B . . . . .	KSSUPB	KV16A . . . . .	KOPRLG1
KP70B . . . . .	KPRF102	KS5C . . . . .	KSSUPC	KV16C . . . . .	KOPRLG3
KP70C . . . . .	KPRF116	KS5D . . . . .	KSSUPD	KV17A . . . . .	KNOLVREL
KP70D . . . . .	KPRF131	KS5E . . . . .	KSSUPE	KV17A . . . . .	KLVGGPA
KP70F . . . . .	KPRF135	KS6A . . . . .	KSSUP1	KV17A . . . . .	KLVMA
KP70G . . . . .	KPRF137	KS6B . . . . .	KSSUPR2R	KV17A . . . . .	KLVGGCH
KP70H . . . . .	KPRF139	KT2B . . . . .	KTELWHY	KV17A . . . . .	KLVGPAR
KP70J . . . . .	KPRF141	KT45 . . . . .	KTLFIYRL	KV17A . . . . .	KLVSIB
KP70NON . . . . .	KPRFIRN	KT50 . . . . .	KTLFIYR	KV17A . . . . .	KLVPA
KP71 . . . . .	KPRFITB	KV1A . . . . .	KOPPOLA	KV17A . . . . .	KLVGCH
KPI1A . . . . .	KIVPA	KV1B . . . . .	KOPPOLB	KV17A . . . . .	KLVCH
KPI1B . . . . .	KIVPB	KV1C . . . . .	KOPPOLC	KV17B . . . . .	KMAAGE
KPI1C . . . . .	KIVPC	KV1D . . . . .	KOPPOLD	KV17B . . . . .	KPAAGE
KPI1D . . . . .	KIVPD	KV2 . . . . .	KVOTE1	KV17C . . . . .	KNLVGGPA
KPI1E . . . . .	KIVPE	KV3 . . . . .	KVOTE2	KV17C . . . . .	KNLVGGCH
KS1A . . . . .	KGHQA	KV4 . . . . .	KVOTE3	KV17C . . . . .	KNLVGPA
KS1B . . . . .	KGHQB	KV5 . . . . .	KVOTE4	KV17C . . . . .	KNLVGCH
KS1C . . . . .	KGHQC	KV6 . . . . .	KVOTE5	KV17C . . . . .	KNLVSIB
KS1D . . . . .	KGHQD	KV7 . . . . .	KVOTE7	KV17C . . . . .	KNLVCH
KS1E . . . . .	KGHQE	KV8 . . . . .	KVOTE8	KV18 . . . . .	KPARMAR
KS1F . . . . .	KGHQF	KV9 . . . . .	KVOTE6	KV19 . . . . .	KMALONE
KS1G . . . . .	KGHQG	KV10 . . . . .	KORGM	KV20 . . . . .	KPALONE
KS1H . . . . .	KGHQH	KV11A . . . . .	KORGMA	KV21A . . . . .	KMASEE
KS1I . . . . .	KGHQI	KV11B . . . . .	KORGMB	KV21B . . . . .	KMATEL
KS1J . . . . .	KGHQJ	KV11C . . . . .	KORGMC	KV21C . . . . .	KMAMAIL
KS1K . . . . .	KGHQK	KV11D . . . . .	KORGMD	KV22 . . . . .	KMAFAR
KS1L . . . . .	KGHQL	KV11E . . . . .	KORGME	KV23A . . . . .	KPASEE
KS2A . . . . .	KOPFAMA	KV11F . . . . .	KORGMF	KV23B . . . . .	KPATEL
KS2B . . . . .	KOPFAMB	KV11G . . . . .	KORGMG	KV23C . . . . .	KPAMAIL
KS2C . . . . .	KOPFAMC	KV11H . . . . .	KORGMF	KV24 . . . . .	KPAFAR
KS2D . . . . .	KOPFAMD	KV11I . . . . .	KORGMQ	KV25A . . . . .	KCHSEE
KS2E . . . . .	KOPFAME	KV11J . . . . .	KORGMO	KV25B . . . . .	KCHTEL
KS2F . . . . .	KOPFAMF	KV11K . . . . .	KORGMH	KV25C . . . . .	KCHMAIL
KS2G . . . . .	KOPFAMG	KV11L . . . . .	KORGMI	KV26 . . . . .	KCHFAR
KS2H . . . . .	KOPFAMH	KV11M . . . . .	KORGMJ	KV27A . . . . .	KCHAIDA
KS2I . . . . .	KOPFAMI	KV11N . . . . .	KORGMK	KV27B . . . . .	KCHAIDB
KS3A . . . . .	KQLFA	KV11O . . . . .	KORGML	KV27C . . . . .	KCHAIDC
KS3B . . . . .	KQLFB	KV11P . . . . .	KORGMM	KV27D . . . . .	KCHAIDD
KS3C . . . . .	KQLFC	KV120 . . . . .	KORGA	KV27E . . . . .	KCHAIDE
KS3D . . . . .	KQLFD	KV12A . . . . .	KORGAA	KV27F . . . . .	KCHAIDF
KS3E . . . . .	KQLFE	KV12B . . . . .	KORGAB	KV27G . . . . .	KCHAIDG
KS3F . . . . .	KQLFF	KV12C . . . . .	KORGAC	KV27H . . . . .	KCHAIDH
KS3G . . . . .	KQLFG	KV12D . . . . .	KORGAD	KV27I . . . . .	KCHAIDI
KS3H . . . . .	KQLFH	KV12E . . . . .	KORGAE	KV27NON . . . . .	KNOCHAID
KS3I . . . . .	KQLFI	KV12F . . . . .	KORGAF	KV28A . . . . .	KCAIDUA
KS3J . . . . .	KQLFJ	KV12G . . . . .	KORGAG	KV28B . . . . .	KCAIDUB
KS3K . . . . .	KQLFK	KV12H . . . . .	KORGAP	KV28C . . . . .	KCAIDUC
KS3L . . . . .	KQLFL	KV12I . . . . .	KORGAQ	KV28D . . . . .	KCAIDUD
KS3M . . . . .	KQLFM	KV12J . . . . .	KORGAO	KV28E . . . . .	KCAIDUE



KV28F . . . . .	KCAIDUF	KY34 . . . . .	KYPESTI	LD10M2 . . . . .	LMOVY2
KV28G . . . . .	KCAIDUG	KY35 . . . . .	KYPESTB	LD11M . . . . .	LDOBM
KV28H . . . . .	KCAIDUH	KY36 . . . . .	KYPESTJ	LD11Y . . . . .	LDOBY
KV28I . . . . .	KCAIDUI	KY37 . . . . .	KYPESTC	LD12 . . . . .	LSEX
KV28NON . . . . .	KNOCAIDU	KY38 . . . . .	KYPESTK	LD14 . . . . .	LMLSTAT
KV29A . . . . .	KPAAIDA	KY39 . . . . .	KYPESTE	LD15 . . . . .	LMLCHNG
KV29B . . . . .	KPAAIDB	KY40 . . . . .	KYPESTF	LD16M . . . . .	LMLCHM
KV29C . . . . .	KPAAIDC	KY41 . . . . .	KYPESTH	LD16Y . . . . .	LMLCHY4
KV29D . . . . .	KPAAIDD	KY42 . . . . .	KYPTCHA	LD17 . . . . .	LJBSTAT
KV29E . . . . .	KPAAIDE	KY43 . . . . .	KYPTCHB	LD17A . . . . .	LHIFUED
KV29F . . . . .	KPAAIDF	KY44 . . . . .	KYPHSW	LD18 . . . . .	LEDLYR
KV29G . . . . .	KPAAIDG	KY45 . . . . .	KYPHAP	LD19 . . . . .	LEDTYPE1
KV29H . . . . .	KPAAIDH	KY46 . . . . .	KYPHFM	LD19 . . . . .	LEDTYPE2
KV29I . . . . .	KPAAIDI	KY47 . . . . .	KYPHFR	LD20 . . . . .	LEDBLYR1
KV29NON . . . . .	KNOPAAID	KY48 . . . . .	KYPHLF	LD20 . . . . .	LEDBLYR2
KV30A . . . . .	KPAIDUA	KY49 . . . . .	KYPOPF	LD21M . . . . .	LEDBGM1
KV30B . . . . .	KPAIDUB	KY50 . . . . .	KYPOPFB	LD21Y . . . . .	LEDBGY1
KV30C . . . . .	KPAIDUC	KY51 . . . . .	KYPOPFJ	LD21M2 . . . . .	LEDBGM2
KV30D . . . . .	KPAIDUD	KY52 . . . . .	KYPOPPL	LD21Y2 . . . . .	LEDBGY2
KV30E . . . . .	KPAIDUE	KY53 . . . . .	KYPVTE6	LD22 . . . . .	LEDENNE1
KV30F . . . . .	KPAIDUF	KY54 . . . . .	KYPVTE3	LD22M . . . . .	LEDENM1
KV30G . . . . .	KPAIDUG	KY55 . . . . .	KYPCRWRA	LD22Y . . . . .	LEDENY1
KV30H . . . . .	KPAIDUH	KY56 . . . . .	KYPCRWRB	LD22M2 . . . . .	LEDENM2
KV30I . . . . .	KPAIDUI	KY57 . . . . .	KYPEXPL	LD22Y2 . . . . .	LEDENY2
KV30NON . . . . .	KNOPAIDU	KY58 . . . . .	KYPVAND	LD22NE . . . . .	LEDENNE2
KY1 . . . . .	KYTVHRS	KY59 . . . . .	KYPTRUN	LD23A1 . . . . .	LEDFEEA1
KY2 . . . . .	KYTVSTP	KY60 . . . . .	KYPOPSC	LD23A2 . . . . .	LEDFEEA2
KY3 . . . . .	KYPFPC	KY61 . . . . .	KYPLVSC	LD23B1 . . . . .	LEDFEEB1
KY4 . . . . .	KYPFPCGM	KY62 . . . . .	KYPLVHM	LD23B2 . . . . .	LEDFEEB2
KY5 . . . . .	KYPPALS	KY63 . . . . .	KYPWHR	LD23C1 . . . . .	LEDFEEC1
KY6 . . . . .	KYPPALO	KY64 . . . . .	KYPPAY	LD23C2 . . . . .	LEDFEEC2
KY7 . . . . .	KYPUTEL	KY65 . . . . .	KYPFSOC	LD23D1 . . . . .	LEDFEED1
KY8 . . . . .	KYPLATE	KY67 . . . . .	KYDPLFA	LD23D2 . . . . .	LEDFEED2
KY9 . . . . .	KYPFBEAU	KY67 . . . . .	KYDPLFB	LD23E1 . . . . .	LEDFEEE1
KY10 . . . . .	KYPFCLUB	LD0AD . . . . .	LDOID	LD23E2 . . . . .	LEDFEEE2
KY11 . . . . .	KYPFDISC	LD0AM . . . . .	LDOIM	LD23F1 . . . . .	LEDFEEF1
KY12 . . . . .	KYPFSPOR	LD0AY . . . . .	LDOIY4	LD23F2 . . . . .	LEDFEEF2
KY13 . . . . .	KYPARGM	LD0BA . . . . .	LIVLYR	LD23G1 . . . . .	LEDFEEG1
KY14 . . . . .	KYPARGF	LD0BB . . . . .	LIVSTAT2	LD23G2 . . . . .	LEDFEEG2
KY15 . . . . .	KYPTLKM	LD1H . . . . .	LIVSOIH	LD24 . . . . .	LEDQUAL1
KY16 . . . . .	KYPTLKF	LD1M . . . . .	LIVSOIM	LD24 . . . . .	LEDQUAL2
KY17 . . . . .	KYPNPAL	LD2 . . . . .	LLKNBRD	LD25A1 . . . . .	LEDQLA1
KY18 . . . . .	KYPMKFRN	LD3 . . . . .	LLKMOVE	LD25A2 . . . . .	LEDQLA2
KY19 . . . . .	KYPFGHT	LD4 . . . . .	LLKMOVY	LD25B1 . . . . .	LEDQLB1
KY20 . . . . .	KYPEATN	LD5 . . . . .	LXPMOVE	LD25B2 . . . . .	LEDQLB2
KY21 . . . . .	KYPSAVE	LD6 . . . . .	LPLNEW	LD25C1 . . . . .	LEDQLC1
KY22L . . . . .	KYPPKML	LD7M . . . . .	LPLNOWM	LD25C2 . . . . .	LEDQLC2
KY22P . . . . .	KYPPKMP	LD7Y . . . . .	LPLNOWY4	LD25D1 . . . . .	LEDQLD1
KY23 . . . . .	KYPSMEV	LD8 . . . . .	LMOVJB	LD25D2 . . . . .	LEDQLD2
KY24 . . . . .	KYPSMOF	LD9A . . . . .	LMOVJBA	LD25E1 . . . . .	LEDQLE1
KY25 . . . . .	KYPSMLW	LD9B . . . . .	LMOVJBB	LD25E2 . . . . .	LEDQLE2
KY26 . . . . .	KYPOPSM	LD9C . . . . .	LMOVJBC	LD25F1 . . . . .	LEDQLF1
KY27 . . . . .	KYPDGFR	LD9D . . . . .	LMOVJBD	LD25F2 . . . . .	LEDQLF2
KY28 . . . . .	KYPSAD	LD9E . . . . .	LMOVJBE	LD25G1 . . . . .	LEDQLG1
KY29 . . . . .	KYPWOR	LD9F . . . . .	LMOVJBF	LD25G2 . . . . .	LEDQLG2
KY30 . . . . .	KYPBULL	LD9G . . . . .	LMOVJBG	LD25H1 . . . . .	LEDQLH1
KY31 . . . . .	KYPLONE	LD9H . . . . .	LMOVJBH	LD25H2 . . . . .	LEDQLH2
KY32 . . . . .	KYPBORED	LD9I . . . . .	LMOVJBI	LD25I1 . . . . .	LEDQLI1
KY33 . . . . .	KYPESTA	LD10M1 . . . . .	LMOVY1	LD25I2 . . . . .	LEDQLI2

LD25J1 . . . . .	LEDQLJ1	LD51M . . . . .	LCOH1EM	LD66G . . . . .	LNQFEDG
LD25J2 . . . . .	LEDQLJ2	LD51Y . . . . .	LCOH1EY	LD66H . . . . .	LNQFEDH
LD25NA . . . . .	LEDQNN2	LD52 . . . . .	LNMAR	LD66I . . . . .	LNQFEDI
LD25NO . . . . .	LEDQNN1	LD53M . . . . .	LLMAR1M	LD66J . . . . .	LNQFEDJ
LD26A1 . . . . .	LEDQLAN1	LD53Y . . . . .	LLMAR1Y	LD66K . . . . .	LNQFEDK
LD26A2 . . . . .	LEDQLAN2	LD54 . . . . .	LLPRNT	LD66L . . . . .	LNQFEDL
LD26B1 . . . . .	LEDQLBN1	LD55 . . . . .	LLNPRNT	LD66M . . . . .	LNQFEDM
LD26B2 . . . . .	LEDQLBN2	LD56M . . . . .	LCH1BM	LD66N . . . . .	LNQFEDN
LD26C1 . . . . .	LEDQLCN1	LD56Y . . . . .	LCH1BY	LD66O . . . . .	LNQFEDO
LD26C2 . . . . .	LEDQLCN2	LD57 . . . . .	LSCEND	LD66P . . . . .	LNQFEDP
LD26D1 . . . . .	LEDQLDN1	LD57NA . . . . .	LSCHOOL	LD66Q . . . . .	LNQFEDQ
LD26D2 . . . . .	LEDQLDN2	LD58 . . . . .	LSCTYPE	LD66R . . . . .	LNQFEDR
LD26E1 . . . . .	LEDQLEN1	LD59 . . . . .	LSCNOW	LD66S . . . . .	LNQFEDS
LD26E2 . . . . .	LEDQLEN2	LD60 . . . . .	LFETYPE	LD66T . . . . .	LNQFEDT
LD26F1 . . . . .	LEDQLFN1	LD61 . . . . .	LFEEND	LD66U . . . . .	LNQFEDU
LD26F2 . . . . .	LEDQLFN2	LD61NA . . . . .	LFENOW	LD67 . . . . .	LTRAIN
LD26G1 . . . . .	LEDQLGN1	LD62 . . . . .	LQFHAS	LD68 . . . . .	LNTRAIN
LD26G2 . . . . .	LEDQLGN2	LD63A . . . . .	LQFA	LD69 . . . . .	LTRPLCE1
LD26H1 . . . . .	LEDQLHN1	LD63B . . . . .	LQFB	LD69 . . . . .	LTRPLCE2
LD26H2 . . . . .	LEDQLHN2	LD63C . . . . .	LQFC	LD69 . . . . .	LTRPLCE3
LD26I1 . . . . .	LEDQLIN1	LD63D . . . . .	LQFD	LD70A1 . . . . .	LTRWHYA1
LD26I2 . . . . .	LEDQLIN2	LD63E . . . . .	LQFE	LD70B1 . . . . .	LTRWHYB1
LD26J1 . . . . .	LEDQLJN1	LD63F . . . . .	LQFF	LD70C1 . . . . .	LTRWHYC1
LD26J2 . . . . .	LEDQLJN2	LD63G . . . . .	LQFG	LD70D1 . . . . .	LTRWHYD1
LD27 . . . . .	LEDOQL1	LD63H . . . . .	LQFH	LD70E1 . . . . .	LTRWHYE1
LD27 . . . . .	LEDOQL2	LD63I . . . . .	LQFI	LD70A2 . . . . .	LTRWHYA2
LD27NO . . . . .	LEDOQLN1	LD63J . . . . .	LQFJ	LD70B2 . . . . .	LTRWHYB2
LD27NO . . . . .	LEDOQLN2	LD63K . . . . .	LQFK	LD70C2 . . . . .	LTRWHYC2
LD28 . . . . .	LEDMORE1	LD63L . . . . .	LQFL	LD70D2 . . . . .	LTRWHYD2
LD28 . . . . .	LEDMORE2	LD63M . . . . .	LQFM	LD70E2 . . . . .	LTRWHYE2
LD29 . . . . .	LLCHMOR	LD63N . . . . .	LQFN	LD70A3 . . . . .	LTRWHYA3
LD29DS . . . . .	LPLBORND	LD64 . . . . .	LQFED	LD70B3 . . . . .	LTRWHYB3
LD29OS . . . . .	LPLBORNC	LD65A . . . . .	LQFEDA	LD70C3 . . . . .	LTRWHYC3
LD30 . . . . .	LYR2UK4	LD65B . . . . .	LQFEDB	LD70D3 . . . . .	LTRWHYD3
LD32M1 . . . . .	LCITZN1	LD65C . . . . .	LQFEDC	LD70E3 . . . . .	LTRWHYE3
LD32M2 . . . . .	LCITZN2	LD65D . . . . .	LQFEDD	LD71 . . . . .	LTRQ1
LD33 . . . . .	LRACE	LD65E . . . . .	LQFEDE	LD71 . . . . .	LTRQ2
LD36 . . . . .	LPASOC	LD65F . . . . .	LQFEDF	LD71 . . . . .	LTRQ3
LD36 . . . . .	LPASOC00	LD65G . . . . .	LQFEDG	LD71 . . . . .	LTRU1
LD36AN . . . . .	LPAJU	LD65H . . . . .	LQFEDH	LD71 . . . . .	LTRU2
LD37 . . . . .	LPASEMP	LD65I . . . . .	LQFEDI	LD71 . . . . .	LTRU3
LD38 . . . . .	LPABOSS	LD65J . . . . .	LQFEDJ	LD72A1 . . . . .	LTRFEEA1
LD39 . . . . .	LPAMNGR	LD65K . . . . .	LQFEDK	LD72B1 . . . . .	LTRFEEB1
LD40 . . . . .	LMAJU	LD65L . . . . .	LQFEDL	LD72C1 . . . . .	LTRFEEC1
LD40 . . . . .	LMASOC	LD65M . . . . .	LQFEDM	LD72E1 . . . . .	LTRFEEE1
LD40 . . . . .	LMASOC00	LD65N . . . . .	LQFEDN	LD72F1 . . . . .	LTRFEEF1
LD41 . . . . .	LMASEMP	LD65O . . . . .	LQFEDO	LD72G1 . . . . .	LTRFEEG1
LD42 . . . . .	LMABOSS	LD65P . . . . .	LQFEDP	LD72A2 . . . . .	LTRFEEA2
LD43 . . . . .	LMAMNGR	LD65Q . . . . .	LQFEDQ	LD72B2 . . . . .	LTRFEEB2
LD44 . . . . .	LJ1SOC	LD65R . . . . .	LQFEDR	LD72C2 . . . . .	LTRFEEC2
LD44 . . . . .	LJ1SOC00	LD65S . . . . .	LQFEDS	LD72E2 . . . . .	LTRFEEE2
LD44NA . . . . .	LJ1NONE	LD65T . . . . .	LQFEDT	LD72F2 . . . . .	LTRFEEF2
LD45 . . . . .	LJ1SEMP	LD65U . . . . .	LQFEDU	LD72G2 . . . . .	LTRFEEG2
LD46 . . . . .	LJ1BOSS	LD66A . . . . .	LNQFEDA	LD72A3 . . . . .	LTRFEEA3
LD47 . . . . .	LJ1MNGR	LD66B . . . . .	LNQFEDB	LD72B3 . . . . .	LTRFEEB3
LD48 . . . . .	LLCOH	LD66C . . . . .	LNQFEDC	LD72C3 . . . . .	LTRFEEC3
LD49M . . . . .	LCOH1BM	LD66D . . . . .	LNQFEDD	LD72E3 . . . . .	LTRFEEE3
LD49Y . . . . .	LCOH1BY	LD66E . . . . .	LNQFEDE	LD72F3 . . . . .	LTRFEEF3
LD50 . . . . .	LCOH1MR	LD66F . . . . .	LNQFEDF	LD72G3 . . . . .	LTRFEEG3

LD73 . . . . .	LTRQLXP1	LD76GN3 . . .	LTRQLGN3	LD92E . . . . .	LCRRACE
LD73 . . . . .	LTRQLXP2	LD76HN1 . . .	LTRQLHN1	LD92F . . . . .	LCRBURG
LD73 . . . . .	LTRQLXP3	LD76HN2 . . .	LTRQLHN2	LD92G . . . . .	LCRCAR
LD74 . . . . .	LTRQLAC1	LD76HN3 . . .	LTRQLHN3	LD92H . . . . .	LCRMUGG
LD74 . . . . .	LTRQLAC2	LD76IN1 . . . .	LTRQLIN1	LD93 . . . . .	LPCUSE
LD74 . . . . .	LTRQLAC3	LD76IN2 . . . .	LTRQLIN2	LD94A . . . . .	LPCUSEA
LD75A1 . . . . .	LTRQLA1	LD76IN3 . . . .	LTRQLIN3	LD94B . . . . .	LPCUSEB
LD75A2 . . . . .	LTRQLA2	LD76JN3 . . . .	LTRQLJN3	LD94C . . . . .	LPCUSEC
LD75A3 . . . . .	LTRQLA3	LD76JN1 . . . .	LTRQLJN1	LD94D . . . . .	LPCUSED
LD75B1 . . . . .	LTRQLB1	LD76JN2 . . . .	LTRQLJN2	LD94E . . . . .	LPCUSEE
LD75B2 . . . . .	LTRQLB2	LD77 . . . . .	LTROQL1	LD94F . . . . .	LPCUSEF
LD75B3 . . . . .	LTRQLB3	LD77 . . . . .	LTROQL2	LD94G . . . . .	LPCUSEG
LD75C1 . . . . .	LTRQLC1	LD77 . . . . .	LTROQL3	LD94H . . . . .	LPCUSEH
LD75C2 . . . . .	LTRQLC2	LD77NO . . . .	LTROQLN1	LD94I . . . . .	LPCUSEI
LD75C3 . . . . .	LTRQLC3	LD77NO . . . .	LTROQLN2	LD95 . . . . .	LPCUSEM
LD75D1 . . . . .	LTRQLD1	LD77NO . . . .	LTROQLN3	LD96 . . . . .	LPCOFTN
LD75D2 . . . . .	LTRQLD2	LD78 . . . . .	LTRMORE1	LD97A . . . . .	LBIRHH
LD75D3 . . . . .	LTRQLD3	LD78 . . . . .	LTRMORE2	LD97B . . . . .	LMABWLY
LD75E1 . . . . .	LTRQLE1	LD79 . . . . .	LAGLT20	LD98 . . . . .	LMABWNLY
LD75E2 . . . . .	LTRQLE2	LD80 . . . . .	LSCNOW2	LD99AG . . . .	LBWTAGM1
LD75E3 . . . . .	LTRQLE3	LD81 . . . . .	LINFTEd	LD99AG . . . .	LBWTAGM2
LD75F1 . . . . .	LTRQLF1	LD82 . . . . .	LEDASP	LD99AG . . . .	LBWTAGM3
LD75F2 . . . . .	LTRQLF2	LD83 . . . . .	LFEDASP	LD99PN . . . .	LBWTPN1
LD75F3 . . . . .	LTRQLF3	LD83A . . . . .	LFEDTYP	LD99PN . . . .	LBWTPN2
LD75G1 . . . . .	LTRQLG1	LD84 . . . . .	LFEDLIK	LD99PN . . . .	LBWTPN3
LD75G2 . . . . .	LTRQLG2	LD85M1 . . . . .	LFEDNT1	LD100 . . . . .	LBWTXP1
LD75G3 . . . . .	LTRQLG3	LD85M2 . . . . .	LFEDNT2	LD100 . . . . .	LBWTXP2
LD75H3 . . . . .	LTRQLH3	LD86 . . . . .	LOCFUT	LD100 . . . . .	LBWTXP3
LD75H1 . . . . .	LTRQLH1	LD87A . . . . .	LOCIMPA	LD101 . . . . .	LBWTEL1
LD75H2 . . . . .	LTRQLH2	LD87B . . . . .	LOCIMPB	LD101 . . . . .	LBWTEL2
LD75I1 . . . . .	LTRQLI1	LD87C . . . . .	LOCIMPC	LD101 . . . . .	LBWTEL3
LD75I2 . . . . .	LTRQLI2	LD87D . . . . .	LOCIMPD	LD102 . . . . .	LBWTWK1
LD75I3 . . . . .	LTRQLI3	LD87E . . . . .	LOCIMPE	LD102 . . . . .	LBWTWK2
LD75J1 . . . . .	LTRQLJ1	LD87F . . . . .	LOCIMPF	LD102 . . . . .	LBWTWK3
LD75J2 . . . . .	LTRQLJ2	LD87G . . . . .	LOCIMPG	LD103 . . . . .	LBWTKN1
LD75J3 . . . . .	LTRQLJ3	LD87H . . . . .	LOCIMPH	LD103 . . . . .	LBWTKN2
LD75NO . . . . .	LTRQLNN1	LD87I . . . . .	LOCIMPI	LD103 . . . . .	LBWTKN3
LD75NO . . . . .	LTRQLNN2	LD87J . . . . .	LOCIMPJ	LD104L . . . . .	LBWTLB1
LD75NO . . . . .	LTRQLNN3	LD87K . . . . .	LOCIMPK	LD104L . . . . .	LBWTLB2
LD76AN1 . . . . .	LTRQLAN1	LD87L . . . . .	LOCIMPL	LD104L . . . . .	LBWTLB3
LD76AN2 . . . . .	LTRQLAN2	LD88A . . . . .	LFUTRA	LD104O . . . . .	LBWTOZ1
LD76AN3 . . . . .	LTRQLAN3	LD88B . . . . .	LFUTRB	LD104O . . . . .	LBWTOZ2
LD76BN1 . . . . .	LTRQLBN1	LD88C . . . . .	LFUTRC	LD104O . . . . .	LBWTOZ3
LD76BN2 . . . . .	LTRQLBN2	LD88D . . . . .	LFUTRD	LD105 . . . . .	LBWTGM1
LD76BN3 . . . . .	LTRQLBN3	LD88E . . . . .	LFUTRE	LD105 . . . . .	LBWTGM2
LD76CN1 . . . . .	LTRQLCN1	LD88F . . . . .	LFUTRF	LD105 . . . . .	LBWTGM3
LD76CN2 . . . . .	LTRQLCN2	LD88G . . . . .	LFUTRG	LD106 . . . . .	LBWTG51
LD76CN3 . . . . .	LTRQLCN3	LD88H . . . . .	LFUTRH	LD106 . . . . .	LBWTG52
LD76DN1 . . . . .	LTRQLDN1	LD88I . . . . .	LFUTRI	LD106 . . . . .	LBWTG53
LD76DN2 . . . . .	LTRQLDN2	LD88J . . . . .	LFUTRJ	LD110A . . . . .	LNATIDA
LD76DN3 . . . . .	LTRQLDN3	LD88K . . . . .	LFUTRK	LD110B . . . . .	LNATIDB
LD76EN1 . . . . .	LTRQLEN1	LD88L . . . . .	LFUTRL	LD110C . . . . .	LNATIDC
LD76EN2 . . . . .	LTRQLEN2	LD89 . . . . .	LCRWORA	LD110D . . . . .	LNATIDD
LD76EN3 . . . . .	LTRQLEN3	LD90 . . . . .	LCRWORB	LD110E . . . . .	LNATIDE
LD76FN1 . . . . .	LTRQLFN1	LD91 . . . . .	LCRDARK	LD110F . . . . .	LNATIDF
LD76FN2 . . . . .	LTRQLFN2	LD92A . . . . .	LCRGRAF	LD110G . . . . .	LNATIDG
LD76FN3 . . . . .	LTRQLFN3	LD92B . . . . .	LCRTEEN	LD110H . . . . .	LNATIDH
LD76GN1 . . . . .	LTRQLGN1	LD92C . . . . .	LCRDRNK	LD110I . . . . .	LNATIDI
LD76GN2 . . . . .	LTRQLGN2	LD92D . . . . .	LCRVAND	LD111 . . . . .	LNATIDMN

LD113A . . . . .	LWLSHA	LE30D . . . . .	LPAYDF4	LE91 . . . . .	LJSPAYU
LD113B . . . . .	LWLSHB	LE30E . . . . .	LPAYDF5	LE92 . . . . .	LJSPAYW
LD113C . . . . .	LWLSHC	LE30F . . . . .	LPAYDF6	LE93 . . . . .	LJSPYTX
LD113D . . . . .	LWLSHD	LE30G . . . . .	LPAYDF7	LE94 . . . . .	LJSPYNI
LD113E . . . . .	LWLSHE	LE30H . . . . .	LPAYDF9	LE95 . . . . .	LJSPL
LD114A . . . . .	LWLSHUA	LE30I . . . . .	LPAYDF8	LE96 . . . . .	LJSTTWT
LD114B . . . . .	LWLSHUB	LE31 . . . . .	LPAYTYP	LE97 . . . . .	LJSTTWM
LD114C . . . . .	LWLSHUC	LE32 . . . . .	LOVTPAY	LE98A . . . . .	LJSSAT1
LD114D . . . . .	LWLSHUD	LE33 . . . . .	LEXTRATE	LE98B . . . . .	LJSSAT2
LD114E . . . . .	LWLSHUE	LE33 . . . . .	LEXTREST	LE98D . . . . .	LJSSAT4
LD115A . . . . .	LIVDA	LE34 . . . . .	LBASRATE	LE98E . . . . .	LJSSAT5
LD115B . . . . .	LIVDB	LE34 . . . . .	LBASREST	LE99 . . . . .	LJSSAT
LD115C . . . . .	LIVDC	LE35 . . . . .	LOVTRATE	LE100D . . . . .	LJSBGD
LD115D . . . . .	LIVDD	LE35 . . . . .	LOVTREST	LE100M . . . . .	LJSBGM
LD115E . . . . .	LIVDE	LE39 . . . . .	LJBPERFP	LE100Y . . . . .	LJSBGY4
LDA67 . . . . .	LUNIB	LE40 . . . . .	LJBONUS	LE101A . . . . .	LJBLKCHA
LDA68 . . . . .	LUNIM	LE41 . . . . .	LJBONAM	LE102A . . . . .	LJBXPCHA
LE1 . . . . .	LJBHAS	LE42 . . . . .	LJBONG	LE101B . . . . .	LJBLKCHB
LE2 . . . . .	LJBOFF	LE43 . . . . .	LJBRISE	LE102B . . . . .	LJBXPCHB
LE3 . . . . .	LJBOFFY	LE44 . . . . .	LTUJBPL	LE101C . . . . .	LJBLKCHC
LE4 . . . . .	LJBTERM1	LE45 . . . . .	LTUIN1	LE102C . . . . .	LJBXPCHC
LE4A . . . . .	LJBTERM2	LE46 . . . . .	LJBOPPS	LE101D . . . . .	LJBLKCHD
LE5 . . . . .	LJBSOC	LE47 . . . . .	LJBTIME	LE102D . . . . .	LJBXPCHD
LE5 . . . . .	LJBSOC00	LE48 . . . . .	LJBWKHRA	LE101E . . . . .	LJBLKCHE
LE6 . . . . .	LJBSIC	LE48 . . . . .	LJBWKHRB	LE102E . . . . .	LJBXPCHE
LE6 . . . . .	LJBSIC92	LE48 . . . . .	LJBWKHRC	LE104 . . . . .	LRACH12
LE7 . . . . .	LJBSEMP	LE48 . . . . .	LJBWKHRD	LE105M . . . . .	LJBCHC1
LE8 . . . . .	LJBMNGR	LE48 . . . . .	LJBWKHRE	LE105M . . . . .	LJBCHC2
LE9 . . . . .	LJBSECT	LE48 . . . . .	LJBWKHRF	LE105M . . . . .	LJBCHC3
LE10 . . . . .	LJBSIZE	LE48 . . . . .	LJBWKHRG	LE107 . . . . .	LXPCHCF
LE11 . . . . .	LJBHRS	LE48 . . . . .	LJBWKHRH	LE108 . . . . .	LXPCHC
LE12 . . . . .	LJBOT	LE49 . . . . .	LJBPEN	LE109 . . . . .	LHUXPCH
LE13 . . . . .	LJBOTPD	LE50 . . . . .	LJBPENM	LE110 . . . . .	LHUNURS
LE14 . . . . .	LJBHRLK	LE52D . . . . .	LJBBGD	LE111 . . . . .	LJULK1
LE15 . . . . .	LJBPL	LE52M . . . . .	LJBBGM	LE112 . . . . .	LJULK4
LE16 . . . . .	LJBTTWT	LE52Y . . . . .	LJBBGY4	LE113A . . . . .	LJULKA
LE17 . . . . .	LJBTTWM	LE53 . . . . .	LJBBGLY	LE113B . . . . .	LJULKB
LE18B . . . . .	LJBSAT2	LE54 . . . . .	LPAYS	LE113C . . . . .	LJULKC
LE18D . . . . .	LJBSAT4	LE55OC . . . . .	LPAYSW	LE113D . . . . .	LJULKD
LE18F . . . . .	LJBSAT6	LE56 . . . . .	LPAYSG	LE113E . . . . .	LJULKE
LE18G . . . . .	LJBSAT7	LE59 . . . . .	LPAYLY	LE114 . . . . .	LJULKJB
LE19 . . . . .	LJBSAT	LE60OC . . . . .	LPAYLYW	LE115 . . . . .	LJUBGN
LE20 . . . . .	LPAYGL	LE61 . . . . .	LPAYLYG	LE116 . . . . .	LJUSPEC
LE21OC . . . . .	LPAYGW	LE73 . . . . .	LJSBOSS	LE117 . . . . .	LJUSOC
LE22 . . . . .	LPAYNL	LE74 . . . . .	LJSSIZE	LE117 . . . . .	LJUSOC00
LE23OC . . . . .	LPAYNW	LE75 . . . . .	LJSHRS	LE118 . . . . .	LJUHRXS
LE23A . . . . .	LPYTC	LE76 . . . . .	LJSHRLK	LE119 . . . . .	LJUPAYX
LE23B . . . . .	LPYWFTC	LE77 . . . . .	LJSTIME	LE120 . . . . .	LJUPAYL
LE23C . . . . .	LPYWFTCW	LE78 . . . . .	LJSTYPEB	LE121 . . . . .	LJUHRSL
LE23D . . . . .	LPYDPTC	LE79 . . . . .	LJSACCS	LE124 . . . . .	LEPROSH
LE23E . . . . .	LPYDPTCW	LE80 . . . . .	LJSPART	LE129 . . . . .	LEAAGE
LE24 . . . . .	LPAYSLP	LE81BM . . . . .	LJSPRBM	LE130 . . . . .	LJBUB
LE26 . . . . .	LPAYUSL	LE81BY . . . . .	LJSPRBY4	LE131 . . . . .	LJBUBY
LE27 . . . . .	LPAYU	LE81EM . . . . .	LJSPREM	LE132 . . . . .	LJ2HAS
LE28OC . . . . .	LPAYUW	LE81EY . . . . .	LJSPREY4	LE133 . . . . .	LJ2SOC
LE29 . . . . .	LPAYUG	LE82 . . . . .	LJSPRF	LE133 . . . . .	LJ2SOC00
LE30A . . . . .	LPAYDF1	LE83 . . . . .	LJSPRLS	LE134 . . . . .	LJ2SEMP
LE30B . . . . .	LPAYDF2	LE84 . . . . .	LJSPRTX	LE135 . . . . .	LJ2HRS
LE30C . . . . .	LPAYDF3	LE85 . . . . .	LJSPRNI	LE136 . . . . .	LJ2PAY

LE137A	LIVEA	LF9B	LFIIYRDB2	LF43C3	LFTEXC3
LE137B	LIVEB	LF9C	LFIIYRDB3	LF43C4	LFTEXC4
LE137C	LIVEC	LF9D	LFIIYRDB4	LF43C5	LFTEXC5
LE137D	LIVED	LF9E	LFIIYRDB5	LF43C6	LFTEXC6
LE137E	LIVEE	LF9F	LFIIYRDB6	LF44C	LFTEXCV
LEG3	PID	LF10	LSAVE	LF45C	LFTEXCW
LEG4	LHGSEX	LF11	LSAVED	LF46	LSPINHH
LEG5M	LHGBM	LF11AM	LSAVEY1	LF47A	LHUBUYS
LEG5Y	LHGBY	LF11AM	LSAVEY2	LF47B	LHUFYRS
LEG6	LIVOLW	LF12	LSAVREG	LF47C	LHUMOPS
LEG7	LIVSTAT1	LF13	LSAVLT	LF47D	LHUIRON
LEG8	LIVELIG	LF14	LPPPEN	LF48	LHHCH12
LEG9	LHHMEM	LF15	LPENB4	LF49	LHUSITS
LEG10	LNEWHY	LF16	LPENB4Y4	LF50	LHOWLNG
LEG11	LLVWHY	LF17	LPENB4V	LF51	LCARUSE
LEG12M	LLVMN	LF18	LPENB4W	LF52	LMOBUSE
LEG12M	LNEMNJJN	LF19	LPENYR4	LF53	LQALLIF1
LEG12Y	LLVYR4	LF20	LPENADD	LF53	LQALLIF2
LEG12Y	LNEYRJJN4	LF21	LPENADV	LF53	LQALLIF3
LEG13	LLVLOC	LF22	LPENADW	LF53	LQALLIF4
LEG14	LIVFIO	LF37	LWINDF	LF54A	LIVFA
LEG16	LIVRREF	LF38A	LWINDFA	LF54B	LIVFB
LEG17	LIVIREIS	LF39A	LWINDFAY	LF54C	LIVFC
LEG18	LIVFIO	LF38B	LWINDFB	LF54D	LIVFD
LF2	LNF1	LF39B	LWINDFBY	LF54E	LIVFE
LF3A	LFICODE	LF38C	LWINDFC	LF55H	LIVFOIH
LF3BAL	LFRALL	LF39C	LWINDFCY	LF55M	LIVFOIM
LF3B01	LFR01	LF38D	LWINDFD	LF56	LIVSC
LF3B02	LFR02	LF39D	LWINDFDY	LF101	LF101
LF3B03	LFR03	LF38F	LWINDFF	LF102	LF102
LF3B04	LFR04	LF39F	LWINDFFY	LF103	LF103
LF3B05	LFR05	LF38G	LWINDFG	LF104	LF104
LF3B06	LFR06	LF39G	LWINDFGY	LF105	LF105
LF3B07	LFR07	LF38H	LWINDFH	LF106	LF106
LF3B08	LFR08	LF39H	LWINDFHY	LF116	LF116
LF3B09	LFR09	LF40A	LXPMEAL	LF118	LF118
LF3B10	LFR10	LF40B	LXPLEIS	LF119	LF119
LF3B11	LFR11	LF41	LFTEXHH	LF121	LF121
LF3B12	LFR12	LF42A	LFTEXA	LF122	LF122
LF3B13	LFR13	LF43A1	LFTEXA1	LF124	LF124
LF3B14	LFR14	LF43A2	LFTEXA2	LF125	LF125
LF3B15	LFR15	LF43A3	LFTEXA3	LF126	LF126
LF3B16	LFR16	LF43A4	LFTEXA4	LF127	LF127
LF3B17	LFR17	LF43A5	LFTEXA5	LF128	LF128
LF3B18	LFR18	LF43A6	LFTEXA6	LF132	LF132
LF3B19	LFR19	LF44A	LFTEXAV	LF142	LF142
LF3B20	LFR20	LF45A	LFTEXAW	LF135	LF135
LF3C	LFRNOW	LF42B	LFTEXB	LF136	LF136
LF3D	LFRVAL	LF43B1	LFTEXB1	LF137	LF137
LF3EOC	LFRW	LF43B2	LFTEXB2	LF138	LF138
LF3F	LFRJT	LF43B3	LFTEXB3	LF139	LF139
LF3FPN	LFRJTJPN	LF43B4	LFTEXB4	LF140	LF140
LF3SEQ	LFISEQ	LF43B5	LFTEXB5	LF141	LF141
LF4	LFISIT	LF43B6	LFTEXB6	LF151	LF151
LF5	LFISITC	LF44B	LFTEXBV	LF152	LF152
LF6	LFISITY	LF45B	LFTEXBW	LF153	LF153
LF7	LFISITX	LF42C	LFTEXC	LF154	LF154
LF8	LFIIYRDIA	LF43C1	LFTEXC1	LF155	LF155
LF9A	LFIIYRDB1	LF43C2	LFTEXC2	LF156	LF156

LF157	LF157	LH36	LRENTGW	LH53H	LCD6NEW
LF158	LF158	LH37	LXPHSDF	LH53I	LCD7NEW
LF159	LF159	LH38A	LXPHSD1	LH53J	LCD8NEW
LH0AD	LHHDOI	LH38B	LXPHSD2	LH53K	LCD9NEW
LH0AM	LHHMOI	LH39	LXPHSDB	LH53L	LCD12NEW
LH0AY	LHHYOI4	LH40A	LHSKCH	LH54A	LCD1CST
LH0BH	LHHSOIH	LH40B	LHSKCHS	LH54B	LCD2CST
LH0BM	LHHSOIM	LH40A	LHSBTH	LH54C	LCD10CST
LH0C	LHSTYPE	LH40B	LHSBTHS	LH54D	LCD11CST
LH1A	LHSRINS	LH40A	LHSTLT	LH54E	LCD3CST
LH2	LHSROOM	LH40B	LHSTLTS	LH54F	LCD4CST
LH3	LHSOWND	LH40A	LHSGDN	LH54G	LCD5CST
LH4M1	LHSOWR1	LH40B	LHSGDNS	LH54H	LCD6CST
LH4M2	LHSOWR2	LH41A	LXPGASY	LH54I	LCD7CST
LH5	LHSVAL	LH41B	LXPLECY	LH54J	LCD8CST
LH6	LMGHAVE	LH41C	LXPOILY	LH54K	LCD9CST
LH7	LHSOWRP	LH41D	LXPSFLY	LH54L	LCD12CST
LH8	LMGYNOT	LH42	LHEATCH	LH55	LPCNET
LH9	LHSCOST	LH43	LHEATYP	LH56	LXPHP
LH10	LHSYR04	LH44A	LHSPRBG	LH57	LXPHPDF
LH11	LHSCOST	LH44B	LHSPRBH	LH58A	LHSCANA
LH12	LMGYR04	LH44C	LHSPRBI	LH58B	LHSCANB
LH13	LMGLY	LH44D	LHSPRBJ	LH58C	LHSCANC
LH14	LHSIVLW	LH44E	LHSPRBK	LH58D	LHSCAND
LH15	LMGYR04	LH44F	LHSPRBL	LH58E	LHSCANE
LH16	LHSCOST	LH44G	LHSPRBM	LH58F	LHSCANF
LH17	LMGOLD	LH44H	LHSPRBN	LH59A	LHSCNTA
LH18	LMGLIFE	LH44I	LHSPRBO	LH59B	LHSCNTB
LH19	LMGTYPE	LH44J	LHSPRBP	LH59C	LHSCNTC
LH20	LMGXTRA	LH44K	LHSPRBQ	LH59D	LHSCNTD
LH21	LMGNEW	LH45	LHSCTAX	LH59E	LHSCNTE
LH22A	LMGXTY1	LH46	LHS2OWND	LH59F	LHSCNTF
LH22B	LMGXTY2	LH47	LHS2VALO	LH60	LXPFOOD
LH22C	LMGXTY3	LH47A	LHS2VALA	LH61	LNCARS
LH22D	LMGXTY4	LH47B	LHS2VALB	LH62	LCAROWN
LH22E	LMGXTY5	LH47C	LHS2VALC	LH63	LCARVAL
LH23	LXPMG	LH47D	LHS2VALD	LH64M1	LIVH1
LH24A	LXPMG1	LH49	LMGTOT	LH64M2	LIVH2
LH24B	LXPMG2	LH50	LCDHAVE	LH64M3	LIVH3
LH24C	LXPMG3	LH51A	LCD1USE	LH65H	LHHFOIH
LH24D	LXPMG4	LH51B	LCD2USE	LH65M	LHHFOIM
LH25	LHSJB	LH51C	LCD10USE	LHG2	LHGR2R
LH26M1	LRENTP1	LH51D	LCD11USE	LHG3	LHGSEX
LH26M2	LRENTP2	LH51E	LCD3USE	LHG4M	LHGBM
LH27	LRENTLL	LH51F	LCD4USE	LHG4Y	LHGBY
LH28	LRENTF	LH51G	LCD5USE	LHG8	LMASTAT
LH30	LRENT	LH51H	LCD6USE	LHG9	LHGSPN
LH31	LRENTW	LH51I	LCD7USE	LHG10	LHGEMP
LH32A	LRENT1	LH51J	LCD8USE	LHG11	LHGFNO
LH32C	LRENT2	LH51K	LCD9USE	LHG12	LHGMNO
LH32D	LRENT3	LH51L	LCD12USE	LHG13	LHGRA
LH32E	LRENT4	LH52	LCDBGHT	LI1	LIV1
LH32F	LRENT5	LH53A	LCD1NEW	LI2	LIV2
LH32H	LRENT6	LH53B	LCD2NEW	LI4	LIV4
LH32B	LRENT7	LH53C	LCD10NEW	LI5	LIV5
LH32G	LRENT8	LH53D	LCD11NEW	LI5A	LIV5AA
LH33	LRENTHB	LH53E	LCD3NEW	LI5B	LIV5AB
LH34	LRENTG	LH53F	LCD4NEW	LI5C	LIV5AC
LH35	LRENTG	LH53G	LCD5NEW	LI6A	LIV6A

LI6B	LIV6B	LL13Y	LLMWWY4	LM2N	LHLPRBN
LI6C	LIV6C	LL15M	LLMDVM	LM2O	LHLPRBO
LI6D	LIV6D	LL15Y	LLMDVY4	LM2M	LHLPRBM
LI6E	LIV6E	LL16M	LLMSPM	LM2M0	LHLPRB
LI7	LIV6F	LL16Y	LLMSPY4	LM9	LHLLT
LI8	LIV7	LL19	LLNCOH	LM10A	LHLLTA
LJ5D	LCJSBGD	LL20M	LLCSBM	LM10B	LHLLTB
LJ5M	LCJSBGM	LL20Y	LLCSBY4	LM10C	LHLLTC
LJ5Y	LCJSBGY4	LL21M	LLCSEM	LM10D	LHLLTD
LJ6	LNEMST	LL21Y	LLCSEY4	LM10E	LHLLTE
LJ8	LCJSBLY	LL21NE	LLCSNE	LM11	LHLLTW
LJ9	LJHSTAT	LL20SP	LLCSNO	LM11A	LHLENDW
LJ10D	LJHBGD	LL22	LLADOPT	LM11B	LHLLTWA
LJ10M	LJHBGM	LL23	LLNADOPT	LM12	LHLIV65
LJ10Y	LJHBGY4	LL24AM	LLACBM	LM13A	LADLA
LJ12	LNJBBS	LL24AY	LLACBY4	LM13B	LADLAD
LJ14	LJHSOC	LL24B	LLACSX	LM14A	LADLB
LJ14	LJHSOC00	LL24C	LLACST	LM14B	LADLBD
LJ16	LJHSEMP	LL24D	LLACYB4	LM15A	LADLC
LJ17	LJHBOSS	LL24E	LLACLV	LM15B	LADLCD
LJ18	LJHSECT	LL24G	LLACYD4	LM16A	LADLD
LJ19	LJHMNGR	LL24H	LLACAL	LM16B	LADLDD
LJ21	LJHPLDF	LL24F	LLACNO	LM17A	LADLE
LJ22	LJHSIC	LL27AM	LLCHBM	LM17B	LADLED
LJ22	LJHSIC92	LL27AY	LLCHBY4	LM18A	LADLF
LJ23	LJHSIZE	LL27B	LLCHSX	LM18B	LADLFD
LJ24	LJHPAYL	LL27C	LLCHLV	LM21	LHL2GP
LJ25OC	LJHPYLW	LL27E	LLCHYD4	LM22	LHL2HOP
LJ26	LJHPYLG	LL27F	LLCHAL	LM23	LXDTTS
LJ27	LJHSTPY	LL28	LCBAGE	LM24	LNXDTS
LJ28	LJBLKY	LL30	LLCHMORN	LM25	LHOSP
LJ31	LJBHAD	LL31A	LIVLA	LM26	LHOSPD
LJ32	LJLEND4	LL31B	LIVLB	LM28	LHOSPC
LJ33	LJLSOC	LL31C	LIVLC	LM29	LHOSP NHS
LJ33	LJLSOC00	LL31D	LIVLD	LM30	LHLCV R
LJ34	LJLSIC	LL31E	LIVLE	LM31	LHLCV RH
LJ34	LJLSIC92	LL32M	LLEDENDM	LM32	LHLCV RL
LJ35	LJLSEMP	LL32Y	LLEDENY4	LM33	LHLSV
LJ36	LJLBOSS	LL32NL	LLEDNOW	LM34A	LHLSVA
LJ37	LJLMNGR	LL27DN	LLNCNO	LM35A	LHLSVAN
LJ38	LJLSIZE	LL33SP	LLESHNO	LM36A	LHLSVAF
LJ39A	LIVJA	LL33	LLESHST	LM34B	LHLSVB
LJ39B	LIVJB	LL34M	LLESTEM	LM35B	LHLSVBN
LJ39C	LIVJC	LL34Y	LLESHEY4	LM36B	LHLSVBF
LJ39D	LIVJD	LL34NE	LLESHNE	LM34C	LHLSVC
LJ39E	LIVJE	LM1	LHLSDBL	LM35C	LHLSVCN
LL4M	LLMARM	LM1A	LHLSTAT	LM36C	LHLSVCF
LL4M	LLMARY4	LM2A	LHLPRBA	LM34D	LHLSVD
LL5	LMPNO	LM2B	LHLPRBB	LM35D	LHLSVDN
LL6	LLCMCOH	LM2C	LHLPRBC	LM36D	LHLSVDF
LL7M	LLCMCBM	LM2D	LHLPRBD	LM34E	LHLSVE
LL7Y	LLCMCBY4	LM2E	LHLPRBE	LM35E	LHLSVEN
LL8M	LLCMSPM	LM2F	LHLPRBF	LM36E	LHLSVEF
LL8Y	LLCMSPY4	LM2G	LHLPRBG	LM34F	LHLSVF
LL10	LLMCOH	LM2H	LHLPRBH	LM35F	LHLSVFN
LL11M	LLMCBM	LM2I	LHLPRBI	LM36F	LHLSVFF
LL11Y	LLMCBY4	LM2J	LHLPRBJ	LM34G	LHLSVG
LL12	LLMEND	LM2K	LHLPRBK	LM35G	LHLSVGN
LL13M	LLMWWM	LM2L	LHLPRBL	LM36G	LHLSVGF

LM34H . . . . .	LHLSVH	LP10M . . . . .	LPRESBGM	LS5B . . . . .	LNET3RL
LM35H . . . . .	LHLSVHN	LP10Y . . . . .	LPRESBY4	LS5BOC . . . . .	LNET1WR
LM36H . . . . .	LHLSVHF	LP11 . . . . .	LPRESLY	LS5BOC . . . . .	LNET2WR
LM34I . . . . .	LHLSVI	LP23 . . . . .	LPRFEHQ	LS5BOC . . . . .	LNET3WR
LM35I . . . . .	LHLSVIN	LP25 . . . . .	LPRSEHQ	LS5C . . . . .	LNET1AG
LM36I . . . . .	LHLSVIF	LP58 . . . . .	LPRJBFT	LS5C . . . . .	LNET2AG
LM34L . . . . .	LHLSVL	LP59M . . . . .	LPRJBBGM	LS5C . . . . .	LNET3AG
LM35L . . . . .	LHLSVLN	LP59Y . . . . .	LPRJBBY4	LS5D . . . . .	LNET1KN
LM36L . . . . .	LHLSVLF	LP60 . . . . .	LPRJBLY	LS5D . . . . .	LNET2KN
LM34M . . . . .	LHLSVM	LP61 . . . . .	LPREARN	LS5D . . . . .	LNET3KN
LM35M . . . . .	LHLSVMN	LP70A . . . . .	LPRF101	LS5E . . . . .	LNET1PH
LM36M . . . . .	LHLSVMF	LP70B . . . . .	LPRF102	LS5E . . . . .	LNET2PH
LM34J1 . . . . .	LHLSVJ	LP70C . . . . .	LPRF116	LS5E . . . . .	LNET3PH
LM35J1 . . . . .	LHLSVJN	LP70D . . . . .	LPRF131	LS5F . . . . .	LNET1LV
LM36J1 . . . . .	LHLSVJF	LP70F . . . . .	LPRF135	LS5F . . . . .	LNET2LV
LM34J2 . . . . .	LHLSVK	LP70G . . . . .	LPRF137	LS5F . . . . .	LNET3LV
LM35J2 . . . . .	LHLSVKN	LP70H . . . . .	LPRF139	LS5G . . . . .	LNET1JB
LM36J2 . . . . .	LHLSVKF	LF70I . . . . .	LPRF125	LS5G . . . . .	LNET2JB
LM37 . . . . .	LHLCK	LP70J . . . . .	LPRF141	LS5G . . . . .	LNET3JB
LM38A . . . . .	LHLCKA	LP70NO . . . . .	LPRFIRN	LS6A . . . . .	LNETSOC
LM39A . . . . .	LHLCKAN	LP71 . . . . .	LPRFITB	LT2B . . . . .	LTELWHY
LM38B . . . . .	LHLCKB	LPI1A . . . . .	LIVPA	LT45 . . . . .	LTLFIYRL
LM39B . . . . .	LHLCKBN	LPI1B . . . . .	LIVPB	LT50 . . . . .	LTLFIYR
LM38C . . . . .	LHLCKC	LPI1C . . . . .	LIVPC	LV1A . . . . .	LOPNATA
LM39C . . . . .	LHLCKCN	LPI1D . . . . .	LIVPD	LV1B . . . . .	LOPNATB
LM38D . . . . .	LHLCKD	LPI1E . . . . .	LIVPE	LV1C . . . . .	LOPNATC
LM39D . . . . .	LHLCKDN	LS1A . . . . .	LGHQA	LV1D . . . . .	LOPNATD
LM38E . . . . .	LHLCKE	LS1B . . . . .	LGHQB	LV1E . . . . .	LOPNATE
LM39E . . . . .	LHLCKEN	LS1C . . . . .	LGHQC	LV1F . . . . .	LOPNATF
LM38F . . . . .	LHLCKI	LS1D . . . . .	LGHQD	LV2 . . . . .	LVOTE1
LM39F . . . . .	LHLCKIN	LS1E . . . . .	LGHQE	LV3 . . . . .	LVOTE2
LM38G . . . . .	LHLCKF	LS1F . . . . .	LGHQF	LV4 . . . . .	LVOTE3
LM39G . . . . .	LHLCKFN	LS1G . . . . .	LGHQG	LV5 . . . . .	LVOTE4
LM38H . . . . .	LHLCKG	LS1H . . . . .	LGHQH	LV6 . . . . .	LVOTE5
LM39H . . . . .	LHLCKGN	LS1I . . . . .	LGHQI	LV7 . . . . .	LVOTE7
LM38I . . . . .	LHLCKH	LS1J . . . . .	LGHQJ	LV8 . . . . .	LVOTE8
LM39I . . . . .	LHLCKHN	LS1K . . . . .	LGHQK	LV9 . . . . .	LVOTE6
LM40 . . . . .	LSMOKER	LS1L . . . . .	LGHQL	LV10 . . . . .	LOPDEV1
LM41 . . . . .	LNCIGS	LS2A . . . . .	LOPFAMO	LV11 . . . . .	LOPDEV2
LM42 . . . . .	LSMCIGS	LS2B . . . . .	LOPFAML	LV12 . . . . .	LOPEUR1
LM43 . . . . .	LAGLQUT	LS2C . . . . .	LOPFAMP	LV13 . . . . .	LOPEUR2
LM45 . . . . .	LAIDHH	LS2D . . . . .	LOPFAMQ	LV14 . . . . .	LOPEUR3
LM46P1 . . . . .	LAIDHUA	LS2E . . . . .	LOPFAMK	LV15 . . . . .	LOPEUR4
LM46P2 . . . . .	LAIDHUB	LS2F . . . . .	LOPFAMR	LV16A . . . . .	LLACTA
LM46P3 . . . . .	LAIDHUC	LS3A . . . . .	LLFSAT1	LV16B . . . . .	LLACTB
LM47 . . . . .	LAIDXHH	LS3B . . . . .	LLFSAT2	LV16C . . . . .	LLACTC
LM48 . . . . .	LNAIDXHH	LS3C . . . . .	LLFSAT3	LV16D . . . . .	LLACTD
LM49M1 . . . . .	LAIDHU1	LS3D . . . . .	LLFSAT4	LV16E . . . . .	LLACTE
LM49M2 . . . . .	LAIDHU2	LS3E . . . . .	LLFSAT5	LV16F . . . . .	LLACTF
LM51 . . . . .	LAIDHRS	LS3F . . . . .	LLFSAT6	LV16H . . . . .	LLACTH
LM52A . . . . .	LIVMA	LS3G . . . . .	LLFSAT7	LV16I . . . . .	LLACTI
LM52B . . . . .	LIVMB	LS3H . . . . .	LLFSAT8	LV16J . . . . .	LLACTJ
LM52C . . . . .	LIVMC	LS4A . . . . .	LLFSATO	LV16K . . . . .	LLACTK
LM52D . . . . .	LIVMD	LS4B . . . . .	LLFSATL	LV16L . . . . .	LLACTL
LM52E . . . . .	LIVME	LS5A . . . . .	LNETSX1	LV17 . . . . .	LFRNA
LP2B . . . . .	LPRRS2I	LS5A . . . . .	LNETSX2	LV18 . . . . .	LFRNB
LP2C . . . . .	LPRIPN	LS5A . . . . .	LNETSX3	LV19 . . . . .	LFRNC
LP2D . . . . .	LPRWHY	LS5B . . . . .	LNET1RL	LV20A . . . . .	LLVMA
LP3 . . . . .	LPPLEVR	LS5B . . . . .	LNET2RL	LV20B . . . . .	LMAAGE



LV20A . . . . .	LLVPA	LV48 . . . . .	LSCTUTL	LY13 . . . . .	LYPARGM
LV20B . . . . .	LPAAGE	LV48 . . . . .	LSCTUTH	LY14 . . . . .	LYPARGF
LV20A . . . . .	LLVCH	LV48 . . . . .	LSCTUTO	LY15 . . . . .	LYPTLKM
LV20C . . . . .	LNLVCH	LV49A . . . . .	LSC2UNI	LY16 . . . . .	LYPTLKF
LV20A . . . . .	LNOLVREL	LV49B . . . . .	LSCLUNI	LY17 . . . . .	LYPNPAL
LV21 . . . . .	LPARMAR	LV50 . . . . .	LSCARG	LY18 . . . . .	LYPFGHT
LV22 . . . . .	LMALONE	LV51 . . . . .	LSCTALK	LY19 . . . . .	LYPEATN
LV23 . . . . .	LPALONE	LV52 . . . . .	LSCPRAZ	LY20 . . . . .	LYPSMEV
LV24A . . . . .	LMASEE	LV53 . . . . .	LSCSMAK	LY21 . . . . .	LYPSMOF
LV24B . . . . .	LMATEL	LV54 . . . . .	LSCCUDL	LY22 . . . . .	LYPSMLW
LV24C . . . . .	LMAMAIL	LV55 . . . . .	LSCYELL	LY23 . . . . .	LYPDGFR
LV25 . . . . .	LMAFAR	LV56 . . . . .	LSCHOSA	LY24 . . . . .	LYPESTA
LV26A . . . . .	LPASEE	LV57 . . . . .	LSCHOS1	LY25 . . . . .	LYPESTI
LV26B . . . . .	LPATEL	LV57 . . . . .	LSCHOS2	LY26 . . . . .	LYPESTB
LV26C . . . . .	LPAMAIL	LV58 . . . . .	LHSCIMP	LY27 . . . . .	LYPESTJ
LV27 . . . . .	LPAFAR	LV59 . . . . .	LPLYKID	LY28 . . . . .	LYPESTC
LV28A . . . . .	LCHSEE	LV60 . . . . .	LLEIKID	LY29 . . . . .	LYPESTK
LV28B . . . . .	LCHTEL	LV61 . . . . .	LKIDOPA	LY30 . . . . .	LYPESTE
LV28C . . . . .	LCHMAIL	LV62 . . . . .	LKIDSEE	LY31 . . . . .	LYPESTF
LV29 . . . . .	LCHFAR	LV63 . . . . .	LKIDWE	LY32 . . . . .	LYPTCHA
LV30A . . . . .	LCHAIDA	LV64 . . . . .	LKIDHOL	LY33 . . . . .	LYPTCHB
LV30B . . . . .	LCHAIDB	LV64A . . . . .	LKIDFAR	LY34 . . . . .	LYPHSW
LV30C . . . . .	LCHAIDC	LV65 . . . . .	LKIDREL	LY35 . . . . .	LYPHAP
LV30D . . . . .	LCHAIDD	LV66 . . . . .	LOHCH16	LY36 . . . . .	LYPHFM
LV30E . . . . .	LCHAIDE	LV67 . . . . .	LSEEKID	LY37 . . . . .	LYPHFR
LV30F . . . . .	LCHAIDF	LV68 . . . . .	LWEKID	LY38 . . . . .	LYPHSC
LV30G . . . . .	LCHAIDG	LV69 . . . . .	LHOLKID	LY39 . . . . .	LYPHLF
LV30H . . . . .	LCHAIDH	LV69A . . . . .	LFARKID	LY40 . . . . .	LYPVTE6
LV30I . . . . .	LCHAIDI	LV70 . . . . .	LRELKID	LY41 . . . . .	LYPVTE3
LV30NO . . . . .	LNOCHAID	LV71A . . . . .	LIVVA	LY42 . . . . .	LYPVT11
LV31A . . . . .	LCAIDUA	LV71B . . . . .	LIVVB	LY43 . . . . .	LYPTRUN
LV31B . . . . .	LCAIDUB	LV71C . . . . .	LIVVC	LY44 . . . . .	LYPBULL
LV31C . . . . .	LCAIDUC	LV71D . . . . .	LIVVD	LY45 . . . . .	LYPOPSC
LV31D . . . . .	LCAIDUD	LV71E . . . . .	LIVVE	LY46 . . . . .	LYPLVSC
LV31E . . . . .	LCAIDUE	LVN12 . . . . .	LNIPOP1	LY47 . . . . .	LYPACVS
LV31F . . . . .	LCAIDUF	LVN13 . . . . .	LNIPOP2	LY49 . . . . .	LYPSOC
LV31G . . . . .	LCAIDUG	LVN14 . . . . .	LNIPOP3	LY50 . . . . .	LYPWKLW
LV31H . . . . .	LCAIDUH	LVN15 . . . . .	LNIPOP4	LY51M1 . . . . .	LYPSOC1
LV31I . . . . .	LCAIDUI	LVN16 . . . . .	LNIPOP5	LY51M2 . . . . .	LYPSOC2
LV31NO . . . . .	LNOCAIDU	LVN17 . . . . .	LNIPOP6	LY52 . . . . .	LYPWHR
LV32 . . . . .	LHHCH16	LY1 . . . . .	LYTVHRS	LY53 . . . . .	LYPPAY
LV34 . . . . .	LPNO	LY2 . . . . .	LYTVSTP	LY54A . . . . .	LYPWKM
LV35 . . . . .	LSCAGE	LY3A . . . . .	LYPACTA	LY54B . . . . .	LYPWKT
LV36 . . . . .	LSCTEX	LY3B . . . . .	LYPACTB	LY54C . . . . .	LYPWKW
LV37 . . . . .	LSCAGE4	LY3C . . . . .	LYPACTC	LY54D . . . . .	LYPWKTH
LV38 . . . . .	LSCTYP	LY3D . . . . .	LYPACTD	LY54E . . . . .	LYPWKF
LV39Y . . . . .	LSCHBGY	LY3E . . . . .	LYPACTE	LY54F . . . . .	LYPWKSA
LV39M . . . . .	LSCHBGM	LY3F . . . . .	LYPACTM	LY54G . . . . .	LYPWKSU
LV40 . . . . .	LSCHSTA	LY3G . . . . .	LYPACTN	LY55 . . . . .	LYPLVHM
LV41 . . . . .	LSCHLNG	LY3H . . . . .	LYPACTL	LY56 . . . . .	LYP2UNI
LV42 . . . . .	LSCHSAT	LY4 . . . . .	LYPCHOR	LY57M1 . . . . .	LYPNUNA
LV43 . . . . .	LSCHHW	LY5 . . . . .	LYPCOMP	LY57M2 . . . . .	LYPNUNB
LV44 . . . . .	LSCACVS	LY6 . . . . .	LYPPCHW	LY58A . . . . .	LYPJBQA
LV45 . . . . .	LSCACH	LY7 . . . . .	LYPPCG	LY58B . . . . .	LYPJBQD
LV46 . . . . .	LSCAG11	LY8 . . . . .	LYPPCNT	LY58C . . . . .	LYPJBQB
LV47 . . . . .	LSCTUT	LY9 . . . . .	LYPMOBU	LY58D . . . . .	LYPJBQF
LV48 . . . . .	LSCTUTE	LY10 . . . . .	LYPPALS	LY58E . . . . .	LYPJBQG
LV48 . . . . .	LSCTUTM	LY11 . . . . .	LYPPALO	LY58F . . . . .	LYPJBQH
LV48 . . . . .	LSCTUTS	LY12 . . . . .	LYPLATE	LY59A . . . . .	LYPFUTA

LY59B . . . . .	LYPFUTB	MD24 . . . . .	MEDQUAL1	MD33B . . . . .	MOPRLG5
MD0AD . . . . .	MDOID	MD24 . . . . .	MEDQUAL2	MD33C . . . . .	MOPRLG6
MD0AM . . . . .	MDOIM	MD25A1 . . . . .	MEDQLA1	MD34 . . . . .	MJBSTAT
MD0AY . . . . .	MDOIY4	MD25A2 . . . . .	MEDQLA2	MD36 . . . . .	MPASOC
MD0BA . . . . .	MIVLYR	MD25B1 . . . . .	MEDQLB1	MD36 . . . . .	MPASOC00
MD0BB . . . . .	MIVSTAT2	MD25B2 . . . . .	MEDQLB2	MD36ANA . . . . .	MPAJU
MD1H . . . . .	MIVSOIH	MD25C1 . . . . .	MEDQLC1	MD37 . . . . .	MPASEMP
MD1M . . . . .	MIVSOIM	MD25C2 . . . . .	MEDQLC2	MD38 . . . . .	MPABOSS
MD2 . . . . .	MLKNBRD	MD25D1 . . . . .	MEDQLD1	MD39 . . . . .	MPAMNGR
MD9A . . . . .	MMOVJBA	MD25D2 . . . . .	MEDQLD2	MD4 . . . . .	MLKMOVY
MD9B . . . . .	MMOVJBB	MD25E1 . . . . .	MEDQLE1	MD40 . . . . .	MMASOC00
MD9C . . . . .	MMOVJBC	MD25E2 . . . . .	MEDQLE2	MD40 . . . . .	MMASOC
MD9D . . . . .	MMOVJBD	MD25F1 . . . . .	MEDQLF1	MD40 . . . . .	MMAJU
MD9E . . . . .	MMOVJBE	MD25F2 . . . . .	MEDQLF2	MD41 . . . . .	MMASEMP
MD9F . . . . .	MMOVJBF	MD25G1 . . . . .	MEDQLG1	MD42 . . . . .	MMABOSS
MD9G . . . . .	MMOVJBG	MD25G2 . . . . .	MEDQLG2	MD43 . . . . .	MMAMNGR
MD9H . . . . .	MMOVJBH	MD25H1 . . . . .	MEDQLH1	MD44 . . . . .	MJ1SOC
MD9I . . . . .	MMOVJBI	MD25H2 . . . . .	MEDQLH2	MD44 . . . . .	MJ1SOC00
MD10M1 . . . . .	MMOVY1	MD25I1 . . . . .	MEDQLI1	MD44NA . . . . .	MJ1NONE
MD10M2 . . . . .	MMOVY2	MD25I2 . . . . .	MEDQLI2	MD45 . . . . .	MJ1SEMP
MD11M . . . . .	MDOBM	MD25J1 . . . . .	MEDQLJ1	MD46 . . . . .	MJ1BOSS
MD11Y . . . . .	MDOBY	MD25J2 . . . . .	MEDQLJ2	MD47 . . . . .	MJ1MNGR
MD12 . . . . .	MSEX	MD25NA . . . . .	MEDQNN2	MD48 . . . . .	MLCOH
MD12 . . . . .	MSEX	MD25NONE . . . . .	MEDQNN1	MD49M . . . . .	MCOH1BM
MD14 . . . . .	MMLSTAT	MD26A1 . . . . .	MEDQLAN1	MD49Y . . . . .	MCOH1BY
MD15 . . . . .	MMLCHNG	MD26A2 . . . . .	MEDQLAN2	MD5 . . . . .	MXPMOVE
MD16M . . . . .	MMLCHM	MD26B1 . . . . .	MEDQLBN1	MD50 . . . . .	MCOH1MR
MD16Y . . . . .	MMLCHY4	MD26B2 . . . . .	MEDQLBN2	MD51M . . . . .	MCOH1EM
MD17 . . . . .	MJBSTAT	MD26C1 . . . . .	MEDQLCN1	MD51Y . . . . .	MCOH1EY
MD17A . . . . .	MRACEL	MD26C2 . . . . .	MEDQLCN2	MD52 . . . . .	MNMAR
MD18 . . . . .	MEDLYR	MD26D1 . . . . .	MEDQLDN1	MD53M . . . . .	MLMAR1M
MD19 . . . . .	MEDTYPE2	MD26D2 . . . . .	MEDQLDN2	MD53Y . . . . .	MLMAR1Y
MD19 . . . . .	MEDTYPE1	MD26E1 . . . . .	MEDQLEN1	MD54 . . . . .	MLPRNT
MD20 . . . . .	MEDBLYR2	MD26E2 . . . . .	MEDQLEN2	MD55 . . . . .	MLNPRNT
MD20 . . . . .	MEDBLYR1	MD26F1 . . . . .	MEDQLFN1	MD56M . . . . .	MCH1BM
MD21M . . . . .	MEDBGM1	MD26F2 . . . . .	MEDQLFN2	MD56Y . . . . .	MCH1BY
MD21M2 . . . . .	MEDBGM2	MD26G1 . . . . .	MEDQLGN1	MD57 . . . . .	MSCEND
MD21Y . . . . .	MEDBGY1	MD26G2 . . . . .	MEDQLGN2	MD57NA . . . . .	MSCHOOL
MD21Y2 . . . . .	MEDBGY2	MD26H1 . . . . .	MEDQLHN1	MD58 . . . . .	MSCTYPE
MD22 . . . . .	MEDENNE1	MD26H2 . . . . .	MEDQLHN2	MD59 . . . . .	MSCNOW
MD22M . . . . .	MEDENM1	MD26I1 . . . . .	MEDQLIN1	MD6 . . . . .	MPLNEW
MD22M2 . . . . .	MEDENM2	MD26I2 . . . . .	MEDQLIN2	MD60 . . . . .	MFETYPE
MD22NE2 . . . . .	MEDENNE2	MD26J1 . . . . .	MEDQLJN1	MD61 . . . . .	MFEEND
MD22Y . . . . .	MEDENY1	MD26J2 . . . . .	MEDQLJN2	MD61NA . . . . .	MFENOW
MD22Y2 . . . . .	MEDENY2	MD27 . . . . .	MEDOQL1	MD62 . . . . .	MQFHAS
MD23A . . . . .	MEDFEEA1	MD27 . . . . .	MEDOQL2	MD63A . . . . .	MQFA
MD23A2 . . . . .	MEDFEEA2	MD27NONE . . . . .	MEDOQLN1	MD63B . . . . .	MQFB
MD23B . . . . .	MEDFEEB1	MD27NONE . . . . .	MEDOQLN2	MD63C . . . . .	MQFC
MD23B2 . . . . .	MEDFEEB2	MD28 . . . . .	MEDMORE2	MD63D . . . . .	MQFD
MD23C . . . . .	MEDFEEC1	MD28 . . . . .	MEDMORE1	MD63E . . . . .	MQFE
MD23C2 . . . . .	MEDFEEC2	MD29DST . . . . .	MPLBORND	MD63F . . . . .	MQFF
MD23D . . . . .	MEDFEED1	MD29OS . . . . .	MPLBORNC	MD63G . . . . .	MQFG
MD23D2 . . . . .	MEDFEED2	MD3 . . . . .	MLKMOVE	MD63H . . . . .	MQFH
MD23E . . . . .	MEDFEEE1	MD30 . . . . .	MYR2UK4	MD63I . . . . .	MQFI
MD23E2 . . . . .	MEDFEEE2	MD31 . . . . .	MMLSTAT	MD63J . . . . .	MQFJ
MD23F . . . . .	MEDFEEF1	MD32M1 . . . . .	MCITZN1	MD63K . . . . .	MQFK
MD23F2 . . . . .	MEDFEEF2	MD32M2 . . . . .	MCITZN2	MD63L . . . . .	MQFL
MD23G . . . . .	MEDFEEG1	MD33 . . . . .	MRACEL	MD63M . . . . .	MQFM
MD23G2 . . . . .	MEDFEEG2	MD33A . . . . .	MOPRLG4	MD63N . . . . .	MQFN

MD64 . . . . .	MQFED	MD70D3 . . . . .	MTRWHYD3	MD75I2 . . . . .	MTRQLI2
MD65A . . . . .	MQFEDA	MD70E1 . . . . .	MTRWHYE1	MD75I3 . . . . .	MTRQLI3
MD65B . . . . .	MQFEDB	MD70E2 . . . . .	MTRWHYE2	MD75J1 . . . . .	MTRQLJ1
MD65C . . . . .	MQFEDC	MD70E3 . . . . .	MTRWHYE3	MD75J2 . . . . .	MTRQLJ2
MD65D . . . . .	MQFEDD	MD71 . . . . .	MTRQ3	MD75J3 . . . . .	MTRQLJ3
MD65E . . . . .	MQFEDE	MD71 . . . . .	MTRQ1	MD75NONE . . . . .	MTRQLNN1
MD65F . . . . .	MQFEDF	MD71 . . . . .	MTRU3	MD75NONE . . . . .	MTRQLNN3
MD65G . . . . .	MQFEDG	MD71 . . . . .	MTRQ2	MD75NONE . . . . .	MTRQLNN2
MD65H . . . . .	MQFEDH	MD71 . . . . .	MTRU1	MD76AN1 . . . . .	MTRQLAN1
MD65I . . . . .	MQFEDI	MD71 . . . . .	MTRU2	MD76AN2 . . . . .	MTRQLAN2
MD65J . . . . .	MQFEDJ	MD72A1 . . . . .	MTRFEEA1	MD76AN3 . . . . .	MTRQLAN3
MD65K . . . . .	MQFEDK	MD72A2 . . . . .	MTRFEEA2	MD76BN1 . . . . .	MTRQLBN1
MD65L . . . . .	MQFEDL	MD72A3 . . . . .	MTRFEEA3	MD76BN2 . . . . .	MTRQLBN2
MD65M . . . . .	MQFEDM	MD72B1 . . . . .	MTRFEEB1	MD76BN3 . . . . .	MTRQLBN3
MD65N . . . . .	MQFEDN	MD72B2 . . . . .	MTRFEEB2	MD76CN1 . . . . .	MTRQLCN1
MD65O . . . . .	MQFEDO	MD72B3 . . . . .	MTRFEEB3	MD76CN2 . . . . .	MTRQLCN2
MD65P . . . . .	MQFEDP	MD72C1 . . . . .	MTRFEEC1	MD76CN3 . . . . .	MTRQLCN3
MD65Q . . . . .	MQFEDQ	MD72C2 . . . . .	MTRFEEC2	MD76DN1 . . . . .	MTRQLDN1
MD65R . . . . .	MQFEDR	MD72C3 . . . . .	MTRFEEC3	MD76DN2 . . . . .	MTRQLDN2
MD65S . . . . .	MQFEDS	MD72E1 . . . . .	MTRFEEE1	MD76DN3 . . . . .	MTRQLDN3
MD65T . . . . .	MQFEDT	MD72E2 . . . . .	MTRFEEE2	MD76EN1 . . . . .	MTRQLEN1
MD65U . . . . .	MQFEDU	MD72E3 . . . . .	MTRFEEE3	MD76EN2 . . . . .	MTRQLEN2
MD66A . . . . .	MNQFEDA	MD72F1 . . . . .	MTRFEEF1	MD76EN3 . . . . .	MTRQLEN3
MD66B . . . . .	MNQFEDB	MD72F2 . . . . .	MTRFEEF2	MD76FN1 . . . . .	MTRQLFN1
MD66C . . . . .	MNQFEDC	MD72F3 . . . . .	MTRFEEF3	MD76FN2 . . . . .	MTRQLFN2
MD66D . . . . .	MNQFEDD	MD72G1 . . . . .	MTRFEEG1	MD76FN3 . . . . .	MTRQLFN3
MD66E . . . . .	MNQFEDE	MD72G2 . . . . .	MTRFEEG2	MD76GN1 . . . . .	MTRQLGN1
MD66F . . . . .	MNQFEDF	MD72G3 . . . . .	MTRFEEG3	MD76GN2 . . . . .	MTRQLGN2
MD66G . . . . .	MNQFEDG	MD73 . . . . .	MTRQLXP3	MD76GN3 . . . . .	MTRQLGN3
MD66H . . . . .	MNQFEDH	MD73 . . . . .	MTRQLXP1	MD76HN1 . . . . .	MTRQLHN1
MD66I . . . . .	MNQFEDI	MD73 . . . . .	MTRQLXP2	MD76HN2 . . . . .	MTRQLHN2
MD66J . . . . .	MNQFEDJ	MD74 . . . . .	MTRQLAC3	MD76HN3 . . . . .	MTRQLHN3
MD66K . . . . .	MNQFEDK	MD74 . . . . .	MTRQLAC2	MD76IN1 . . . . .	MTRQLIN1
MD66L . . . . .	MNQFEDL	MD74 . . . . .	MTRQLAC1	MD76IN2 . . . . .	MTRQLIN2
MD66M . . . . .	MNQFEDM	MD75A1 . . . . .	MTRQLA1	MD76IN3 . . . . .	MTRQLIN3
MD66N . . . . .	MNQFEDN	MD75A2 . . . . .	MTRQLA2	MD76JN1 . . . . .	MTRQLJN1
MD66O . . . . .	MNQFEDO	MD75A3 . . . . .	MTRQLA3	MD76JN2 . . . . .	MTRQLJN2
MD66P . . . . .	MNQFEDP	MD75B1 . . . . .	MTRQLB1	MD76JN3 . . . . .	MTRQLJN3
MD66Q . . . . .	MNQFEDQ	MD75B2 . . . . .	MTRQLB2	MD77 . . . . .	MTROQL1
MD66R . . . . .	MNQFEDR	MD75B3 . . . . .	MTRQLB3	MD77 . . . . .	MTROQL3
MD66S . . . . .	MNQFEDS	MD75C1 . . . . .	MTRQLC1	MD77 . . . . .	MTROQL2
MD66T . . . . .	MNQFEDT	MD75C2 . . . . .	MTRQLC2	MD77NO . . . . .	MTROQLN3
MD66U . . . . .	MNQFEDU	MD75C3 . . . . .	MTRQLC3	MD77NONE . . . . .	MTROQLN1
MD67 . . . . .	MTRAIN	MD75D1 . . . . .	MTRQLD1	MD77NONE . . . . .	MTROQLN2
MD68 . . . . .	MNTRAIN	MD75D2 . . . . .	MTRQLD2	MD78 . . . . .	MTRMORE1
MD69 . . . . .	MTRPLCE2	MD75D3 . . . . .	MTRQLD3	MD78 . . . . .	MTRMORE2
MD69 . . . . .	MTRPLCE3	MD75E1 . . . . .	MTRQLE1	MD79 . . . . .	MIVLPAR
MD69 . . . . .	MTRPLCE1	MD75E2 . . . . .	MTRQLE2	MD7M . . . . .	MPLNOWM
MD70A1 . . . . .	MTRWHYA1	MD75E3 . . . . .	MTRQLE3	MD7Y . . . . .	MPLNOWY4
MD70A2 . . . . .	MTRWHYA2	MD75F1 . . . . .	MTRQLF1	MD8 . . . . .	MMOVJB
MD70A3 . . . . .	MTRWHYA3	MD75F2 . . . . .	MTRQLF2	MD80 . . . . .	MNRPART
MD70B1 . . . . .	MTRWHYB1	MD75F3 . . . . .	MTRQLF3	MD81 . . . . .	MNRPPTIM
MD70B2 . . . . .	MTRWHYB2	MD75G1 . . . . .	MTRQLG1	MD82 . . . . .	MNRPXPM1
MD70B3 . . . . .	MTRWHYB3	MD75G2 . . . . .	MTRQLG2	MD83 . . . . .	MNRPXPM2
MD70C1 . . . . .	MTRWHYC1	MD75G3 . . . . .	MTRQLG3	MD84 . . . . .	MCOHADV
MD70C2 . . . . .	MTRWHYC2	MD75H1 . . . . .	MTRQLH1	MD85 . . . . .	MCOHAD1
MD70C3 . . . . .	MTRWHYC3	MD75H2 . . . . .	MTRQLH2	MD85 . . . . .	MCOHAD2
MD70D1 . . . . .	MTRWHYD1	MD75H3 . . . . .	MTRQLH3	MD86 . . . . .	MCOHDIS
MD70D2 . . . . .	MTRWHYD2	MD75I1 . . . . .	MTRQLI1	MD87 . . . . .	MCOHDS2

MD87 . . . . .	MCOHDS1	MD117E . . . . .	MWLSHE	ME15 . . . . .	MJBPL
MD88 . . . . .	MCOHXP1	MD118A . . . . .	MWLSHUA	ME16 . . . . .	MJBTTWT
MD89 . . . . .	MCOHXP2	MD118B . . . . .	MWLSHUB	ME17 . . . . .	MJBTTWM
MD90A . . . . .	MBIRHH	MD118C . . . . .	MWLSHUC	ME18B . . . . .	MJBSAT2
MD90B . . . . .	MMABWLY	MD118D . . . . .	MWLSHUD	ME18D . . . . .	MJBSAT4
MD91 . . . . .	MMABWNL	MD118E . . . . .	MWLSHUE	ME18F . . . . .	MJBSAT6
MD92AGM1	MBWTAGM1	MD119 . . . . .	MAGLT20	ME18G . . . . .	MJBSAT7
MD92AGM2	MBWTAGM2	MD120 . . . . .	MSCNOW2	ME19 . . . . .	MJBSAT
MD92AGM3	MBWTAGM3	MD121 . . . . .	MINFTED	ME20 . . . . .	MPAYGL
MD92PN1 . . .	MBWTPN1	MD122 . . . . .	MEDASP	ME21OC . . . . .	MPAYGW
MD92PN2 . . .	MBWTPN2	MD123 . . . . .	MFEDASP	ME22 . . . . .	MPAYNL
MD92PN3 . . .	MBWTPN3	MD123A . . . . .	MFEDTYP	ME23A . . . . .	MPYTC
MD93 . . . . .	MBWTPX2	MD124 . . . . .	MFEDLIK	ME23B . . . . .	MPYWFTC
MD93 . . . . .	MBWTPX3	MD125M1 . . .	MFEDNT1	ME23C . . . . .	MPYWFTCW
MD93 . . . . .	MBWTPX1	MD125M2 . . .	MFEDNT2	ME23OC . . . . .	MPAYNW
MD94 . . . . .	MBWTEL2	MD126 . . . . .	MOCFUT	ME24 . . . . .	MPAYSLP
MD94 . . . . .	MBWTEL3	MD127A . . . . .	MOCIMPA	ME26 . . . . .	MPAYUSL
MD94 . . . . .	MBWTEL1	MD127B . . . . .	MOCIMPB	ME27 . . . . .	MPAYU
MD95 . . . . .	MBWTWK2	MD127C . . . . .	MOCIMPC	ME28OC . . . . .	MPAYUW
MD95 . . . . .	MBWTWK3	MD127D . . . . .	MOCIMPD	ME29 . . . . .	MPAYUG
MD95 . . . . .	MBWTWK1	MD127E . . . . .	MOCIMPE	ME30A . . . . .	MPAYDF1
MD96 . . . . .	MBWTKN1	MD127F . . . . .	MOCIMPF	ME30B . . . . .	MPAYDF2
MD96 . . . . .	MBWTKN2	MD127G . . . . .	MOCIMPG	ME30C . . . . .	MPAYDF3
MD96 . . . . .	MBWTKN3	MD127H . . . . .	MOCIMPH	ME30D . . . . .	MPAYDF4
MD97LB1 . . .	MBWTLB1	MD127I . . . . .	MOCIMPI	ME30E . . . . .	MPAYDF5
MD97LB2 . . .	MBWTLB2	MD127J . . . . .	MOCIMPJ	ME30F . . . . .	MPAYDF6
MD97LB3 . . .	MBWTLB3	MD127K . . . . .	MOCIMPK	ME30G . . . . .	MPAYDF7
MD97OZ1 . . .	MBWTOZ1	MD127L . . . . .	MOCIMPL	ME30H . . . . .	MPAYDF9
MD97OZ2 . . .	MBWTOZ2	MD128A . . . . .	MFUTRA	ME30I . . . . .	MPAYDF8
MD97OZ3 . . .	MBWTOZ3	MD128B . . . . .	MFUTRB	ME31 . . . . .	MPAYTYP
MD98 . . . . .	MBWTGM3	MD128C . . . . .	MFUTRC	ME32 . . . . .	MOVTPAY
MD98 . . . . .	MBWTGM2	MD128D . . . . .	MFUTRD	ME33 . . . . .	MEXTRATE
MD98 . . . . .	MBWTGM1	MD128E . . . . .	MFUTRE	ME33 . . . . .	MEXTREST
MD99 . . . . .	MBWTG53	MD128F . . . . .	MFUTRF	ME34 . . . . .	MBASRATE
MD99 . . . . .	MBWTG51	MD128G . . . . .	MFUTRG	ME34 . . . . .	MBASREST
MD99 . . . . .	MBWTG52	MD128H . . . . .	MFUTRH	ME35 . . . . .	MOVTRATE
MD100 . . . . .	MCBAGE	MD128I . . . . .	MFUTRI	ME35 . . . . .	MOVTREST
MD101 . . . . .	MLCHMOR	MD128J . . . . .	MFUTRJ	ME39 . . . . .	MJBPERFP
MD102 . . . . .	MLCHMORN	MD129A . . . . .	MIVDA	ME40 . . . . .	MJBONUS
MD103 . . . . .	MLVAG16	MD129B . . . . .	MIVDB	ME41 . . . . .	MJBONAM
MD104 . . . . .	MAGELH	MD129C . . . . .	MIVDC	ME42 . . . . .	MJBONG
MD105 . . . . .	MLVAG14	MD129D . . . . .	MIVDD	ME43 . . . . .	MJBRISE
MD106 . . . . .	MYNLP14	MD129E . . . . .	MIVDE	ME44 . . . . .	MTUJBPL
MD107 . . . . .	MSIBS	ME1 . . . . .	MJBHAS	ME45 . . . . .	MTUIN1
MD108 . . . . .	MNSIBS	ME2 . . . . .	MJBOFF	ME46 . . . . .	MJBOPPS
MD108A . . . . .	MFAMSIZ	ME3 . . . . .	MJBOFFY	ME47 . . . . .	MJBPEN
MD109 . . . . .	MFAMPOS	ME4 . . . . .	MJBTERM1	ME48 . . . . .	MJBPENM
MD110 . . . . .	MPABY	ME4A . . . . .	MJBTERM2	ME49A . . . . .	MJBWKHRC
MD110A . . . . .	MPAAGYB	ME5 . . . . .	MJBSOC	ME49A . . . . .	MJBWKHRH
MD111 . . . . .	MMABY	ME5 . . . . .	MJBSOC00	ME49A . . . . .	MJBWKHRG
MD111A . . . . .	MMAAGYB	ME6 . . . . .	MJBSIC92	ME49A . . . . .	MJBWKHRF
MD112 . . . . .	MPAEDHI	ME7 . . . . .	MJBSEMP	ME49A . . . . .	MJBWKHRD
MD113 . . . . .	MMAEDHI	ME8 . . . . .	MJBMNGR	ME49A . . . . .	MJBWKHRB
MD114 . . . . .	MNBOOKS	ME9 . . . . .	MJBSECT	ME49A . . . . .	MJBWKHRA
MD115 . . . . .	MHOOD15	ME10 . . . . .	MJBSIZE	ME49A . . . . .	MJBWKHRE
MD117A . . . . .	MWLSHA	ME11 . . . . .	MJBHRS	ME49B . . . . .	MJBWKPAT
MD117B . . . . .	MWLSHB	ME12 . . . . .	MJBOT	ME49C . . . . .	MJBEN2M
MD117C . . . . .	MWLSHC	ME13 . . . . .	MJBOTPD	ME49C . . . . .	MJBEN3M
MD117D . . . . .	MWLSHD	ME14 . . . . .	MJBHRLK	ME49C . . . . .	MJBEN2H

ME49C . . . . .	MJBST2M	ME62 . . . . .	MPAYS	ME81BY . . . . .	MJSPRBY4
ME49C . . . . .	MJBST1M	ME63OC . . . . .	MPAYSW	ME81EM . . . . .	MJSPREM
ME49C . . . . .	MJBEN1H	ME64 . . . . .	MPAYSG	ME81EY . . . . .	MJSPREY4
ME49C . . . . .	MJBEN3H	ME73 . . . . .	MJSBOSS	ME82 . . . . .	MJSPRF
ME49C . . . . .	MJBEN1M	ME74 . . . . .	MJSSIZE	ME83 . . . . .	MJSPRLS
ME49C . . . . .	MJBST2H	ME75 . . . . .	MJSHRS	ME84 . . . . .	MJSPRTX
ME49C . . . . .	MJBST3M	ME76 . . . . .	MJSHRLK	ME85 . . . . .	MJSPRNI
ME49C . . . . .	MJBST3H	ME77A . . . . .	MJSWKPAT	ME86BM . . . . .	MJSPRBM
ME49C . . . . .	MJBST1H	ME77B . . . . .	MJSEN2H	ME86BY . . . . .	MJSPRBY4
ME49D . . . . .	MLWEN7M	ME77B . . . . .	MJSST1M	ME86EM . . . . .	MJSPREM
ME49D . . . . .	MLWEN4H	ME77B . . . . .	MJSEN1H	ME86EY . . . . .	MJSPREY4
ME49D . . . . .	MLWEN4M	ME77B . . . . .	MJSEN1M	ME87 . . . . .	MJSPRF
ME49D . . . . .	MLWDNW4	ME77B . . . . .	MJSST2H	ME88 . . . . .	MJSPRLS
ME49D . . . . .	MLWST5H	ME77B . . . . .	MJSST2M	ME89 . . . . .	MJSPRTX
ME49D . . . . .	MLWST5M	ME77B . . . . .	MJSEN3M	ME90 . . . . .	MJSPRNI
ME49D . . . . .	MLWEN5H	ME77B . . . . .	MJSEN3H	ME91 . . . . .	MJSPAYU
ME49D . . . . .	MLWEN5M	ME77B . . . . .	MJSST3M	ME92 . . . . .	MJSPAYW
ME49D . . . . .	MLWDNW5	ME77B . . . . .	MJSST3H	ME93 . . . . .	MJSPYTX
ME49D . . . . .	MLWST6H	ME77B . . . . .	MJSEN2M	ME94 . . . . .	MJSPYNI
ME49D . . . . .	MLWDNW6	ME77B . . . . .	MJSST1H	ME95 . . . . .	MJSPL
ME49D . . . . .	MLWEN6H	ME77C . . . . .	MLWSST6H	ME96 . . . . .	MJSTTWT
ME49D . . . . .	MLWEN6M	ME77C . . . . .	MLWSEN6M	ME97 . . . . .	MJSTTWM
ME49D . . . . .	MLWST1H	ME77C . . . . .	MLWSEN4M	ME98A . . . . .	MJSSAT1
ME49D . . . . .	MLWST7H	ME77C . . . . .	MLWSDNW4	ME98B . . . . .	MJSSAT2
ME49D . . . . .	MLWDNW7	ME77C . . . . .	MLWSST5H	ME98D . . . . .	MJSSAT4
ME49D . . . . .	MLWST4M	ME77C . . . . .	MLWSST5M	ME98E . . . . .	MJSSAT5
ME49D . . . . .	MLWST7M	ME77C . . . . .	MLWSEN5H	ME99 . . . . .	MJSSAT
ME49D . . . . .	MLWEN7H	ME77C . . . . .	MLWSDNW5	ME100D . . . . .	MJSBGD
ME49D . . . . .	MLWST6M	ME77C . . . . .	MLWSEN4H	ME100M . . . . .	MJSBGM
ME49D . . . . .	MLWDNW1	ME77C . . . . .	MLWSEN6H	ME100Y . . . . .	MJSBGY4
ME49D . . . . .	MLWEN1H	ME77C . . . . .	MLWSST7M	ME101A . . . . .	MJBLKCHA
ME49D . . . . .	MLWST4H	ME77C . . . . .	MLWSDNW6	ME101B . . . . .	MJBLKCHB
ME49D . . . . .	MLWEN1M	ME77C . . . . .	MLWSST7H	ME101C . . . . .	MJBLKCHC
ME49D . . . . .	MLWST2H	ME77C . . . . .	MLWSEN7H	ME101D . . . . .	MJBLKCHD
ME49D . . . . .	MLWST2M	ME77C . . . . .	MLWSEN5M	ME101E . . . . .	MJBLKCHE
ME49D . . . . .	MLWEN2H	ME77C . . . . .	MLWSDNW7	ME102A . . . . .	MJBXPCHA
ME49D . . . . .	MLWEN3M	ME77C . . . . .	MLWSST1H	ME102B . . . . .	MJBXPCHB
ME49D . . . . .	MLWST1M	ME77C . . . . .	MLWSST6M	ME102C . . . . .	MJBXPCHC
ME49D . . . . .	MLWDNW3	ME77C . . . . .	MLWSST1M	ME102D . . . . .	MJBXPCHD
ME49D . . . . .	MLWEN2M	ME77C . . . . .	MLWSEN7M	ME102E . . . . .	MJBXPCHD
ME49D . . . . .	MLWEN3H	ME77C . . . . .	MLWSST4M	ME104 . . . . .	MRACH12
ME49D . . . . .	MLWST3M	ME77C . . . . .	MLWSEN1H	ME105M1 . . . . .	MJBCHC1
ME49D . . . . .	MLWST3H	ME77C . . . . .	MLWSDNW1	ME105M2 . . . . .	MJBCHC2
ME49D . . . . .	MLWDNW2	ME77C . . . . .	MLWSST2H	ME105M3 . . . . .	MJBCHC3
ME49E . . . . .	MJBPATW	ME77C . . . . .	MLWSST2M	ME107 . . . . .	MXPCHCF
ME52D . . . . .	MJBBGD	ME77C . . . . .	MLWSEN2H	ME108 . . . . .	MXPCHC
ME52M . . . . .	MJBBGM	ME77C . . . . .	MLWSEN2M	ME109 . . . . .	MHUXPCH
ME52Y . . . . .	MJBBGY4	ME77C . . . . .	MLWSST3H	ME110 . . . . .	MHUNURS
ME53 . . . . .	MJBBGLY	ME77C . . . . .	MLWSST3M	ME111 . . . . .	MJULK1
ME54 . . . . .	MPAYS	ME77C . . . . .	MLWSST4H	ME112 . . . . .	MJULK4
ME55OC . . . . .	MPAYSW	ME77C . . . . .	MLWSEN3H	ME113A . . . . .	MJULKA
ME56 . . . . .	MPAYSG	ME77C . . . . .	MLWSDNW3	ME113B . . . . .	MJULKB
ME57D . . . . .	MJBBGD	ME77C . . . . .	MLWSEN3M	ME113C . . . . .	MJULKC
ME57M . . . . .	MJBBGM	ME77C . . . . .	MLWSDNW2	ME113D . . . . .	MJULKD
ME57Y . . . . .	MJBBGY4	ME77C . . . . .	MLWSEN1M	ME113E . . . . .	MJULKE
ME58 . . . . .	MJBBGLY	ME78 . . . . .	MJSTYPEB	ME114 . . . . .	MJULKJB
ME59 . . . . .	MPAYLY	ME79 . . . . .	MJSACCS	ME115 . . . . .	MJUBGN
ME60OC . . . . .	MPAYLYW	ME80 . . . . .	MJSPART	ME116 . . . . .	MJUSPEC
ME61 . . . . .	MPAYLYG	ME81BM . . . . .	MJSPRBM	ME117 . . . . .	MJUSOC00

ME117 . . . . .	MJUSOC	MF3B18 . . . . .	MFR18	MF43A3 . . . . .	MFTEXA3
ME118 . . . . .	MJUHRXS	MF3B19 . . . . .	MFR19	MF43A4 . . . . .	MFTEXA4
ME119 . . . . .	MJUPAYX	MF3B20 . . . . .	MFR20	MF43A5 . . . . .	MFTEXA5
ME120 . . . . .	MJUPAYL	MF3BAL . . . . .	MFRALL	MF43A6 . . . . .	MFTEXA6
ME121 . . . . .	MJUHRSL	MF3C . . . . .	MFRNOW	MF43B1 . . . . .	MFTEXB1
ME124 . . . . .	MEPROSH	MF3D . . . . .	MFRVAL	MF43B2 . . . . .	MFTEXB2
ME129 . . . . .	MEAAGE	MF3EOC . . . . .	MFRW	MF43B3 . . . . .	MFTEXB3
ME130 . . . . .	MJBUB	MF3F . . . . .	MFRJT	MF43B4 . . . . .	MFTEXB4
ME131 . . . . .	MJBUBY	MF3FPN . . . . .	MFRJTPN	MF43B5 . . . . .	MFTEXB5
ME132 . . . . .	MJ2HAS	MF3SEQ . . . . .	MFISEQ	MF43B6 . . . . .	MFTEXB6
ME133 . . . . .	MJ2SOC00	MF4 . . . . .	MFISIT	MF43C1 . . . . .	MFTEXC1
ME133 . . . . .	MJ2SOC	MF5 . . . . .	MFISITC	MF43C2 . . . . .	MFTEXC2
ME134 . . . . .	MJ2SEMP	MF6 . . . . .	MFISITY	MF43C3 . . . . .	MFTEXC3
ME135 . . . . .	MJ2HRS	MF7 . . . . .	MFISITX	MF43C4 . . . . .	MFTEXC4
ME136 . . . . .	MJ2PAY	MF8 . . . . .	MFIYRDIA	MF43C5 . . . . .	MFTEXC5
ME137A . . . . .	MIVEA	MF9A . . . . .	MFIYRDB1	MF43C6 . . . . .	MFTEXC6
ME137B . . . . .	MIVEB	MF9B . . . . .	MFIYRDB2	MF44A . . . . .	MFTEXAV
ME137C . . . . .	MIVEC	MF9C . . . . .	MFIYRDB3	MF44B . . . . .	MFTEXBV
ME137D . . . . .	MIVED	MF9D . . . . .	MFIYRDB4	MF44C . . . . .	MFTEXCv
ME137E . . . . .	MIVEE	MF9E . . . . .	MFIYRDB5	MF45A . . . . .	MFTEXAW
MEG3 . . . . .	PID	MF9F . . . . .	MFIYRDB6	MF45B . . . . .	MFTEXBW
MEG4 . . . . .	MHGSEX	MF10 . . . . .	MSAVE	MF45C . . . . .	MFTEXCW
MEG5M . . . . .	MHGBM	MF11 . . . . .	MSAVED	MF46 . . . . .	MSPINHH
MEG5Y . . . . .	MHGBY	MF11AM1 . . . . .	MSAVEY1	MF47A . . . . .	MHUBUYS
MEG6 . . . . .	MIVLYR	MF11AM2 . . . . .	MSAVEY2	MF47B . . . . .	MHUFYRS
MEG6 . . . . .	MIVIOLW	MF12 . . . . .	MSAVREG	MF47C . . . . .	MHUMOPS
MEG7 . . . . .	MIVSTAT1	MF13 . . . . .	MSAVLT	MF47D . . . . .	MHUIRON
MEG8 . . . . .	MIVELIG	MF14 . . . . .	MPPPEN	MF48 . . . . .	MHHCH12
MEG9 . . . . .	MHHMEM	MF15 . . . . .	MPENB4	MF49 . . . . .	MHUSITS
MEG10 . . . . .	MNEWHY	MF16 . . . . .	MPENB4Y4	MF50 . . . . .	MHOWLNG
MEG11 . . . . .	MLVWHY	MF17 . . . . .	MPENB4V	MF51 . . . . .	MCARUSE
MEG12M . . . . .	MLVMN	MF18 . . . . .	MPENB4W	MF52 . . . . .	MMOBUSE
MEG12M . . . . .	MNEMNJJN	MF19 . . . . .	MPENYR4	MF53 . . . . .	MNEIGH
MEG12Y . . . . .	MLVYR4	MF20 . . . . .	MPENADD	MF54 . . . . .	MNEIGH3
MEG12Y . . . . .	MNEYRJJN4	MF21 . . . . .	MPENADV	MF54 . . . . .	MNEIGH4
MEG13 . . . . .	MLVLOC	MF22 . . . . .	MPENADW	MF54 . . . . .	MNEIGH2
MEG14 . . . . .	MIVFIO	MF37 . . . . .	MWINDF	MF54 . . . . .	MNEIGH1
MEG16 . . . . .	MIVRREF	MF38A . . . . .	MWINDFA	MF63 . . . . .	MDFWLD
MEG17 . . . . .	MIVIREIS	MF38B . . . . .	MWINDFB	MF648A3 . . . . .	MDFWLD3
MEG18 . . . . .	MIVFIO	MF38C . . . . .	MWINDFC	MF64A1 . . . . .	MDFWLD1
MF2 . . . . .	MNF1	MF38D . . . . .	MWINDFD	MF64A2 . . . . .	MDFWLD2
MF3A . . . . .	MFICODE	MF38F . . . . .	MWINDFF	MF64A4 . . . . .	MDFWLD4
MF3B01 . . . . .	MFR01	MF38G . . . . .	MWINDFG	MF65A . . . . .	MIVFA
MF3B02 . . . . .	MFR02	MF38H . . . . .	MWINDFH	MF65B . . . . .	MIVFB
MF3B03 . . . . .	MFR03	MF39A . . . . .	MWINDFAY	MF65C . . . . .	MIVFC
MF3B04 . . . . .	MFR04	MF39B . . . . .	MWINDFBY	MF65D . . . . .	MIVFD
MF3B05 . . . . .	MFR05	MF39C . . . . .	MWINDFCY	MF65E . . . . .	MIVFE
MF3B06 . . . . .	MFR06	MF39D . . . . .	MWINDFDY	MF66H . . . . .	MIVFOIH
MF3B07 . . . . .	MFR07	MF39F . . . . .	MWINDFFY	MF66M . . . . .	MIVFOIM
MF3B08 . . . . .	MFR08	MF39G . . . . .	MWINDFGY	MF67 . . . . .	MIVSC
MF3B09 . . . . .	MFR09	MF39H . . . . .	MWINDFHY	MF70I . . . . .	MPRF125
MF3B10 . . . . .	MFR10	MF40A . . . . .	MXPMEAL	MF101 . . . . .	MF101
MF3B11 . . . . .	MFR11	MF40B . . . . .	MXPLEIS	MF102 . . . . .	MF102
MF3B12 . . . . .	MFR12	MF41 . . . . .	MFTEXHH	MF103 . . . . .	MF103
MF3B13 . . . . .	MFR13	MF42A . . . . .	MFTEXA	MF104 . . . . .	MF104
MF3B14 . . . . .	MFR14	MF42B . . . . .	MFTEXB	MF105 . . . . .	MF105
MF3B15 . . . . .	MFR15	MF42C . . . . .	MFTEXC	MF106 . . . . .	MF106
MF3B16 . . . . .	MFR16	MF43A1 . . . . .	MFTEXA1	MF116 . . . . .	MF116
MF3B17 . . . . .	MFR17	MF43A2 . . . . .	MFTEXA2	MF118 . . . . .	MF118

MF119 . . . . .	MF119	MH22E . . . . .	MMGXTY5	MH47C . . . . .	MHS2VALC
MF121 . . . . .	MF121	MH23 . . . . .	MXPMG	MH47D . . . . .	MHS2VALD
MF122 . . . . .	MF122	MH24A . . . . .	MXPMG1	MH49 . . . . .	MMGTOT
MF124 . . . . .	MF124	MH24B . . . . .	MXPMG2	MH50 . . . . .	MCDHAVE
MF125 . . . . .	MF125	MH24C . . . . .	MXPMG3	MH51A . . . . .	MCD1USE
MF126 . . . . .	MF126	MH24D . . . . .	MXPMG4	MH51B . . . . .	MCD2USE
MF127 . . . . .	MF127	MH25 . . . . .	MHSJB	MH51C . . . . .	MCD10USE
MF128 . . . . .	MF128	MH26M1 . . . . .	MREntp1	MH51D . . . . .	MCD11USE
MF132 . . . . .	MF132	MH26M2 . . . . .	MREntp2	MH51E . . . . .	MCD3USE
MF135 . . . . .	MF135	MH27 . . . . .	MREntLL	MH51F . . . . .	MCD4USE
MF136 . . . . .	MF136	MH28 . . . . .	MREntF	MH51G . . . . .	MCD5USE
MF137 . . . . .	MF137	MH30 . . . . .	MREnt	MH51H . . . . .	MCD6USE
MF138 . . . . .	MF138	MH31 . . . . .	MREntW	MH51I . . . . .	MCD7USE
MF139 . . . . .	MF139	MH32A . . . . .	MREnt1	MH51J . . . . .	MCD8USE
MF140 . . . . .	MF140	MH32B . . . . .	MREnt7	MH51K . . . . .	MCD9USE
MF141 . . . . .	MF141	MH32C . . . . .	MREnt2	MH51L . . . . .	MCD12USE
MF142 . . . . .	MF142	MH32D . . . . .	MREnt3	MH52 . . . . .	MCDBGHT
MF143 . . . . .	MF143	MH32E . . . . .	MREnt4	MH53A . . . . .	MCD1NEW
MF151 . . . . .	MF151	MH32F . . . . .	MREnt5	MH53B . . . . .	MCD2NEW
MF152 . . . . .	MF152	MH32G . . . . .	MREnt8	MH53C . . . . .	MCD10NEW
MF153 . . . . .	MF153	MH32H . . . . .	MREnt6	MH53D . . . . .	MCD11NEW
MF154 . . . . .	MF154	MH33 . . . . .	MREntHB	MH53E . . . . .	MCD3NEW
MF155 . . . . .	MF155	MH34 . . . . .	MREntG	MH53F . . . . .	MCD4NEW
MF156 . . . . .	MF156	MH35 . . . . .	MREntG	MH53G . . . . .	MCD5NEW
MF157 . . . . .	MF157	MH36 . . . . .	MREntGW	MH53H . . . . .	MCD6NEW
MF158 . . . . .	MF158	MH37 . . . . .	MXPHSDF	MH53I . . . . .	MCD7NEW
MF159 . . . . .	MF159	MH38A . . . . .	MXPHSD1	MH53J . . . . .	MCD8NEW
MH0AD . . . . .	MHHDOI	MH38B . . . . .	MXPHSD2	MH53K . . . . .	MCD9NEW
MH0AM . . . . .	MHHMOI	MH39 . . . . .	MXPHSDB	MH53L . . . . .	MCD12NEW
MH0AY . . . . .	MHHYOI4	MH40A . . . . .	MHSBTH	MH54A . . . . .	MCD1CST
MH0BH . . . . .	MHHSOIH	MH40A . . . . .	MHSTLT	MH54B . . . . .	MCD2CST
MH0BM . . . . .	MHHSOIM	MH40A . . . . .	MHSGDN	MH54C . . . . .	MCD10CST
MH0C . . . . .	MHSTYPE	MH40A . . . . .	MHskCH	MH54D . . . . .	MCD11CST
MH1A . . . . .	MHSRINS	MH40B . . . . .	MHskCHS	MH54E . . . . .	MCD3CST
MH2 . . . . .	MHSROOM	MH40B . . . . .	MHSTLTS	MH54F . . . . .	MCD4CST
MH3 . . . . .	MHSOWND	MH40B . . . . .	MHSGDNS	MH54G . . . . .	MCD5CST
MH4M1 . . . . .	MHSOWR1	MH40B . . . . .	MHSBTHS	MH54H . . . . .	MCD6CST
MH4M2 . . . . .	MHSOWR2	MH41A . . . . .	MXPgASY	MH54I . . . . .	MCD7CST
MH5 . . . . .	MHSVAL	MH41B . . . . .	MXPLeCY	MH54J . . . . .	MCD8CST
MH6 . . . . .	MMGHAVE	MH41C . . . . .	MXPOILY	MH54K . . . . .	MCD9CST
MH7 . . . . .	MHSOWRP	MH41D . . . . .	MXPSFLY	MH54L . . . . .	MCD12CST
MH8 . . . . .	MMGYNOT	MH42 . . . . .	MHEATCH	MH55 . . . . .	MPCNET
MH9 . . . . .	MHSCOST	MH43 . . . . .	MHEATYP	MH56 . . . . .	MXPHP
MH10 . . . . .	MHSYR04	MH44A . . . . .	MHSPRBG	MH57 . . . . .	MXPHPDF
MH11 . . . . .	MHSCOST	MH44B . . . . .	MHSPRBH	MH58A . . . . .	MHSCANA
MH12 . . . . .	MMGYR04	MH44C . . . . .	MHSPRBI	MH58B . . . . .	MHSCANB
MH13 . . . . .	MMGLY	MH44D . . . . .	MHSPRBJ	MH58C . . . . .	MHSCANC
MH14 . . . . .	MHSIVLW	MH44E . . . . .	MHSPRBK	MH58D . . . . .	MHSCAND
MH15 . . . . .	MMGYR04	MH44F . . . . .	MHSPRBL	MH58E . . . . .	MHSCANE
MH16 . . . . .	MHSCOST	MH44G . . . . .	MHSPRBM	MH58F . . . . .	MHSCANF
MH17 . . . . .	MMGOLD	MH44H . . . . .	MHSPRBN	MH59A . . . . .	MHSCNTA
MH18 . . . . .	MMGLIFE	MH44I . . . . .	MHSPRBO	MH59B . . . . .	MHSCNTB
MH19 . . . . .	MMGTYPE	MH44J . . . . .	MHSPRBP	MH59C . . . . .	MHSCNTC
MH20 . . . . .	MMGXTRA	MH44K . . . . .	MHSPRBQ	MH59D . . . . .	MHSCNTD
MH21 . . . . .	MMGNEW	MH45 . . . . .	MHSCTAX	MH59E . . . . .	MHSCNTE
MH22A . . . . .	MMGXTY1	MH46 . . . . .	MHS2OWND	MH59F . . . . .	MHSCNTF
MH22B . . . . .	MMGXTY2	MH47 . . . . .	MHS2VALO	MH60 . . . . .	MXPFOOD
MH22C . . . . .	MMGXTY3	MH47A . . . . .	MHS2VALA	MH61 . . . . .	MNCARS
MH22D . . . . .	MMGXTY4	MH47B . . . . .	MHS2VALB	MH62 . . . . .	MCAROWN

MH63 . . . . .	MCARVAL	MJ31 . . . . .	MJBHAD	MM23 . . . . .	MXDTS
MH64M1 . . . . .	MIVH1	MJ32 . . . . .	MJLEND4	MM24 . . . . .	MNXDTS
MH64M2 . . . . .	MIVH2	MJ33 . . . . .	MJLSOC	MM25 . . . . .	MHOSP
MH64M3 . . . . .	MIVH3	MJ33 . . . . .	MJLSOC00	MM26 . . . . .	MHOSPD
MH65H . . . . .	MHHFOIH	MJ34 . . . . .	MJLSIC92	MM28 . . . . .	MHOSPCH
MH65M . . . . .	MHHFOIM	MJ35 . . . . .	MJLSEMP	MM29 . . . . .	MHOSPNHS
MHG2 . . . . .	MHGR2R	MJ36 . . . . .	MJLBOSS	MM20 . . . . .	MHLPRBO
MHG3 . . . . .	MHGSEX	MJ37 . . . . .	MJLMNGR	MM30 . . . . .	MHLCVR
MHG4M . . . . .	MHGMBM	MJ38 . . . . .	MJLSIZE	MM31 . . . . .	MHLCVRH
MHG4Y . . . . .	MHGBY	MJ39A . . . . .	MIVJA	MM32 . . . . .	MHLCVRL
MHG8 . . . . .	MMASTAT	MJ39B . . . . .	MIVJB	MM33 . . . . .	MHLSV
MHG9 . . . . .	MHGSPN	MJ39C . . . . .	MIVJC	MM34A . . . . .	MHLSVA
MHG10 . . . . .	MHGEMP	MJ39D . . . . .	MIVJD	MM34B . . . . .	MHLSVB
MHG11 . . . . .	MHGFNO	MJ39E . . . . .	MIVJE	MM34C . . . . .	MHLSVC
MHG12 . . . . .	MHGMNO	ML2 . . . . .	MMLSTAT	MM34D . . . . .	MHLSVD
MHG13 . . . . .	MHGRA	ML3 . . . . .	MNMAR	MM34E . . . . .	MHLSVE
MI1 . . . . .	MIV1	ML18 . . . . .	MLCOH	MM34F . . . . .	MHLSVF
MI2 . . . . .	MIV2	ML26 . . . . .	MLNPRNT	MM34G . . . . .	MHLSVG
MI4 . . . . .	MIV4	MM1 . . . . .	MHLDSBL1	MM34H . . . . .	MHLSVH
MI5 . . . . .	MIV5	MM1A . . . . .	MHLSTAT	MM34I . . . . .	MHLSVI
MI6A . . . . .	MIV6A	MM2A . . . . .	MHLPRBA	MM34J1 . . . . .	MHLSVJ
MI6B . . . . .	MIV6B	MM2B . . . . .	MHLPRBB	MM34J2 . . . . .	MHLSVK
MI6C . . . . .	MIV6C	MM2C . . . . .	MHLPRBC	MM34L . . . . .	MHLSVL
MI6D . . . . .	MIV6D	MM2D . . . . .	MHLPRBD	MM34M . . . . .	MHLSVM
MI6E . . . . .	MIV6E	MM2E . . . . .	MHLPRBE	MM35A . . . . .	MHLSVAN
MI7 . . . . .	MIV6F	MM2F . . . . .	MHLPRBF	MM35B . . . . .	MHLSVBN
MI8 . . . . .	MIV7	MM2G . . . . .	MHLPRBG	MM35C . . . . .	MHLSVCN
MJ5D . . . . .	MCJSBGD	MM2H . . . . .	MHLPRBH	MM35D . . . . .	MHLSVDN
MJ5M . . . . .	MCJSBGM	MM2I . . . . .	MHLPRBI	MM35E . . . . .	MHLSVEN
MJ5Y . . . . .	MCJSBGY4	MM2J . . . . .	MHLPRBJ	MM35F . . . . .	MHLSVFN
MJ6 . . . . .	MNEMST	MM2K . . . . .	MHLPRBK	MM35G . . . . .	MHLSVGN
MJ7D . . . . .	MCJSBGD	MM2L . . . . .	MHLPRBL	MM35H . . . . .	MHLSVHN
MJ7M . . . . .	MCJSBGM	MM2M . . . . .	MHLPRBM	MM35I . . . . .	MHLSVIN
MJ7Y . . . . .	MCJSBGY4	MM2M0 . . . . .	MHLPRB	MM35J1 . . . . .	MHLSVJN
MJ8 . . . . .	MCJSBLY	MM2N . . . . .	MHLPRBN	MM35J2 . . . . .	MHLSVKN
MJ9 . . . . .	MJHSTAT	MM9 . . . . .	MHLLT	MM35L . . . . .	MHLSVLN
MJ10D . . . . .	MJHBGD	MM10A . . . . .	MHLLTA	MM35M . . . . .	MHLSVMN
MJ10M . . . . .	MJHBGM	MM10B . . . . .	MHLLTB	MM36A . . . . .	MHLSVAF
MJ10Y . . . . .	MJHBGY4	MM10C . . . . .	MHLLTC	MM36B . . . . .	MHLSVBF
MJ12 . . . . .	MNJBS	MM10D . . . . .	MHLLTD	MM36C . . . . .	MHLSVCF
MJ13 . . . . .	MJHSTAT	MM10E . . . . .	MHLLTE	MM36D . . . . .	MHLSVDF
MJ13M . . . . .	MJHBGM	MM11 . . . . .	MHLLTW	MM36E . . . . .	MHLSVEF
MJ13Y . . . . .	MJHBGY4	MM11A . . . . .	MHLENDW	MM36F . . . . .	MHLSVFF
MJ14 . . . . .	MJHSOC	MM11B . . . . .	MHLLTWA	MM36G . . . . .	MHLSVGF
MJ14 . . . . .	MJHSOC00	MM12 . . . . .	MHLIV65	MM36H . . . . .	MHLSVHF
MJ15 . . . . .	MJHSTAT	MM13A . . . . .	MADLA	MM36I . . . . .	MHLSVIF
MJ16 . . . . .	MJHSEMP	MM13B . . . . .	MADLAD	MM36J1 . . . . .	MHLSVJF
MJ17 . . . . .	MJHBOSS	MM14A . . . . .	MADLB	MM36J2 . . . . .	MHLSVKF
MJ18 . . . . .	MJHSECT	MM14B . . . . .	MADLBD	MM36L . . . . .	MHLSVLF
MJ19 . . . . .	MJHMNGR	MM15A . . . . .	MADLC	MM36M . . . . .	MHLSVMF
MJ20 . . . . .	MJHSTAT	MM15B . . . . .	MADLCD	MM37 . . . . .	MHLCK
MJ21 . . . . .	MJHPLDF	MM16A . . . . .	MADLD	MM38A . . . . .	MHLCKA
MJ22 . . . . .	MJHSIC92	MM16B . . . . .	MADLDD	MM38B . . . . .	MHLCKB
MJ23 . . . . .	MJHSIZE	MM17A . . . . .	MADLE	MM38C . . . . .	MHLCKC
MJ24 . . . . .	MJHPAYL	MM17B . . . . .	MADLED	MM38D . . . . .	MHLCKD
MJ25OC . . . . .	MJHPYLW	MM18A . . . . .	MADLF	MM38E . . . . .	MHLCKE
MJ26 . . . . .	MJHPYLG	MM18B . . . . .	MADLFD	MM38F . . . . .	MHLCKI
MJ27 . . . . .	MJHSTPY	MM21 . . . . .	MHL2GP	MM38G . . . . .	MHLCKF
MJ28 . . . . .	MJBLKY	MM22 . . . . .	MHL2HOP	MM38H . . . . .	MHLCKG



MM38I . . . . .	MHLCKH	MS1A . . . . .	MGHQA	MV13 . . . . .	MSWPOP1
MM39A . . . . .	MHLCKAN	MS1B . . . . .	MGHQB	MV14 . . . . .	MSWPOP2
MM39B . . . . .	MHLCKBN	MS1C . . . . .	MGHQC	MV15 . . . . .	MSWPOP3
MM39C . . . . .	MHLCKCN	MS1D . . . . .	MGHQD	MV16 . . . . .	MSWPOP4
MM39D . . . . .	MHLCKDN	MS1E . . . . .	MGHQE	MV18 . . . . .	MOPDEV2
MM39E . . . . .	MHLCKEN	MS1F . . . . .	MGHQF	MV19 . . . . .	MORGM
MM39F . . . . .	MHLCKIN	MS1G . . . . .	MGHQG	MV20A . . . . .	MORGMMA
MM39G . . . . .	MHLCKFN	MS1H . . . . .	MGHQH	MV20B . . . . .	MORGMMA
MM39H . . . . .	MHLCKGN	MS1I . . . . .	MGHQI	MV20C . . . . .	MORGMMA
MM39I . . . . .	MHLCKHN	MS1J . . . . .	MGHQJ	MV20D . . . . .	MORGMMA
MM40 . . . . .	MMSOKER	MS1K . . . . .	MGHQK	MV20E . . . . .	MORGMMA
MM41 . . . . .	MNCIGS	MS1L . . . . .	MGHQL	MV20F . . . . .	MORGMMA
MM43 . . . . .	MAIDHH	MS2A . . . . .	MOPFAMA	MV20G . . . . .	MORGMMA
MM44P1 . . . . .	MAIDHUA	MS2B . . . . .	MOPFAMB	MV20H . . . . .	MORGMMA
MM44P2 . . . . .	MAIDHUB	MS2C . . . . .	MOPFAMC	MV20I . . . . .	MORGMMA
MM44P3 . . . . .	MAIDHUC	MS2D . . . . .	MOPFAMD	MV20J . . . . .	MORGMMA
MM45 . . . . .	MAIDXHH	MS2E . . . . .	MOPFAME	MV20K . . . . .	MORGMMA
MM46 . . . . .	MNAIDXHH	MS2F . . . . .	MOPFAMF	MV20L . . . . .	MORGMMA
MM47M1 . . . . .	MAIDHU1	MS2G . . . . .	MOPFAMG	MV20M . . . . .	MORGMMA
MM47M2 . . . . .	MAIDHU2	MS2H . . . . .	MOPFAMH	MV20N . . . . .	MORGMMA
MM49 . . . . .	MAIDHRS	MS2I . . . . .	MOPFAMI	MV20O . . . . .	MORGMMA
MM50A . . . . .	MIVMA	MS3A . . . . .	MLFSAT1	MV20P . . . . .	MORGMMA
MM50B . . . . .	MIVMB	MS3B . . . . .	MLFSAT2	MV21 . . . . .	MORGA
MM50C . . . . .	MIVMC	MS3C . . . . .	MLFSAT3	MV21A . . . . .	MORGAA
MM50D . . . . .	MIVMD	MS3D . . . . .	MLFSAT4	MV21B . . . . .	MORGAB
MM50E . . . . .	MIVME	MS3E . . . . .	MLFSAT5	MV21C . . . . .	MORGAC
MNF3 . . . . .	MNIPENS	MS3F . . . . .	MLFSAT6	MV21D . . . . .	MORGAD
MNF4 . . . . .	MNISERPS	MS3G . . . . .	MLFSAT7	MV21E . . . . .	MORGAE
MP2B . . . . .	MPPRRS2I	MS3H . . . . .	MLFSAT8	MV21F . . . . .	MORGAF
MP2C . . . . .	MPPRIPN	MS4A . . . . .	MLFSATO	MV21G . . . . .	MORGAG
MP2D . . . . .	MPPRWYH	MS4B . . . . .	MLFSATL	MV21H . . . . .	MORGAP
MP3 . . . . .	MPPLEVR	MS5A . . . . .	MXSUPA	MV21I . . . . .	MORGAQ
MP10M . . . . .	MPRESBGM	MS5B . . . . .	MXSUPB	MV21J . . . . .	MORGAO
MP10Y . . . . .	MPRESBY4	MS5C . . . . .	MXSUPC	MV21K . . . . .	MORGAH
MP11 . . . . .	MPRESLY	MS6A . . . . .	MSSUPA	MV21L . . . . .	MORGAI
MP23 . . . . .	MPPRFHQ	MS6B . . . . .	MSSUPB	MV21M . . . . .	MORGAI
MP25 . . . . .	MPPRSEHQ	MS6C . . . . .	MSSUPC	MV21N . . . . .	MORGAK
MP27 . . . . .	MHLDSBL	MS6D . . . . .	MSSUPD	MV21O . . . . .	MORGAL
MP58 . . . . .	MPPRJFT	MS6E . . . . .	MSSUPE	MV21P . . . . .	MORGAM
MP59M . . . . .	MPPRJBBGM	MS7A . . . . .	MSSUP1	MV22 . . . . .	MFRNA
MP59Y . . . . .	MPPRJBBY4	MS7B . . . . .	MSSUPR2R	MV23 . . . . .	MFRNB
MP60 . . . . .	MPPRJBL	MT2B . . . . .	MTELWHY	MV24 . . . . .	MFRNC
MP61 . . . . .	MPPREARN	MT45 . . . . .	MTLFIYRL	MV25 . . . . .	MTRUST
MP70A . . . . .	MPPRF101	MT50 . . . . .	MTLFIYR	MV26A . . . . .	MLFIMPA
MP70B . . . . .	MPPRF102	MV1A . . . . .	MOPPOLA	MV26B . . . . .	MLFIMPB
MP70C . . . . .	MPPRF116	MV1B . . . . .	MOPPOLB	MV26C . . . . .	MLFIMPC
MP70D . . . . .	MPPRF131	MV1C . . . . .	MOPPOLC	MV26D . . . . .	MLFIMPD
MP70F . . . . .	MPPRF135	MV1D . . . . .	MOPPOLD	MV26E . . . . .	MLFIMPE
MP70G . . . . .	MPPRF137	MV2 . . . . .	MVOTE1	MV26F . . . . .	MLFIMPF
MP70H . . . . .	MPPRF139	MV3 . . . . .	MVOTE2	MV26G . . . . .	MLFIMPG
MP70J . . . . .	MPPRF141	MV4 . . . . .	MVOTE3	MV26H . . . . .	MLFIMPH
MP70K . . . . .	MPPRF143	MV5 . . . . .	MVOTE4	MV27A . . . . .	MLOCSERA
MP70NONE . . . . .	MPPRFIRN	MV6 . . . . .	MVOTE5	MV27B . . . . .	MLOCSERB
MP71 . . . . .	MPPRFITB	MV7 . . . . .	MVOTE7	MV27C . . . . .	MLOCSERC
MPI1A . . . . .	MIVPA	MV8 . . . . .	MVOTE8	MV27D . . . . .	MLOCSERD
MPI1B . . . . .	MIVPB	MV9 . . . . .	MVOTE6	MV27E . . . . .	MLOCSERE
MPI1C . . . . .	MIVPC	MV10 . . . . .	MSWVT1	MV28 . . . . .	MLOCCHD
MPI1D . . . . .	MIVPD	MV11 . . . . .	MSWVT2	MV29A . . . . .	MOPNGBHA
MPI1E . . . . .	MIVPE	MV12 . . . . .	MSWVT3	MV29B . . . . .	MOPNGBHB

MV29C . . . . .	MOPNGBHC	MY1 . . . . .	MYTVHRS	MY53 . . . . .	MYPPAY
MV29D . . . . .	MOPNGBHD	MY2 . . . . .	MYTVSTP	MY54A . . . . .	MYPWKM
MV29E . . . . .	MOPNGBHE	MY3A . . . . .	MYPACTA	MY54B . . . . .	MYPWKT
MV29F . . . . .	MOPNGBHF	MY3B . . . . .	MYPACTB	MY54C . . . . .	MYPWKW
MV29G . . . . .	MOPNGBHG	MY3C . . . . .	MYPACTC	MY54D . . . . .	MYPWKTH
MV29H . . . . .	MOPNGBHH	MY3D . . . . .	MYPACTD	MY54E . . . . .	MYPWKF
MV30A . . . . .	MHHCH16	MY3E . . . . .	MYPACTE	MY54F . . . . .	MYPWKSA
MV32 . . . . .	MSCPNO	MY3F . . . . .	MYPACTM	MY54G . . . . .	MYPWKSU
MV33 . . . . .	MSCAGE	MY3G . . . . .	MYPACTN	MY55 . . . . .	MYPLVHM
MV34 . . . . .	MSCSEX	MY3H . . . . .	MYPACTL	MY56 . . . . .	MYP2UNI
MV35 . . . . .	MSCAGE4	MY4 . . . . .	MYPCHOR	MY57M1 . . . . .	MYPNUNA
MV36 . . . . .	MSCTYP	MY5 . . . . .	MYPCOMP	MY57M2 . . . . .	MYPNUNB
MV37M . . . . .	MSCHBGM	MY6 . . . . .	MYPCHW	MY58A . . . . .	MYPJBQA
MV37Y . . . . .	MSCHBGY	MY7 . . . . .	MYPCCG	MY58B . . . . .	MYPJBQD
MV38 . . . . .	MSCHSTA	MY8 . . . . .	MYPCCNT	MY58C . . . . .	MYPJBQB
MV39 . . . . .	MSCHSAT	MY9 . . . . .	MYPMOBU	MY58D . . . . .	MYPJBQF
MV40 . . . . .	MSCHHW	MY10 . . . . .	MYPALS	MY58E . . . . .	MYPJBQG
MV41 . . . . .	MSCACVS	MY11 . . . . .	MYPALO	MY58F . . . . .	MYPJBQH
MV42 . . . . .	MSCACH	MY12 . . . . .	MYPALTE	MY59A . . . . .	MYPFUTA
MV43 . . . . .	MSCAG11	MY13 . . . . .	MYPARGM	MY59B . . . . .	MYPFUTB
MV44 . . . . .	MSCTUT	MY14 . . . . .	MYPARGF	ND0AD . . . . .	ND0ID
MV45 . . . . .	MSCTUTO	MY15 . . . . .	MYPTLKM	ND0AM . . . . .	ND0IM
MV45 . . . . .	MSCTUTE	MY16 . . . . .	MYPTLKF	ND0AY . . . . .	ND0IY4
MV45 . . . . .	MSCTUTM	MY17 . . . . .	MYPNPAL	ND0BA . . . . .	NIVLYR
MV45 . . . . .	MSCTUTS	MY18 . . . . .	MYPFGHT	ND0BB . . . . .	NIVSTAT2
MV45 . . . . .	MSCTUTL	MY19 . . . . .	MYPEATN	ND1H . . . . .	NIVSOIH
MV45 . . . . .	MSCTUTH	MY20 . . . . .	MYPSEMEV	ND1M . . . . .	NIVSOIM
MV46A . . . . .	MSC2UNI	MY21 . . . . .	MYPSEMOF	ND2 . . . . .	NLKNBRD
MV46B . . . . .	MSCLUNI	MY22 . . . . .	MYPSEMLW	ND3 . . . . .	NLKMOVE
MV47 . . . . .	MSCARG	MY23 . . . . .	MYPDGFR	ND4 . . . . .	NLKMOVY
MV48 . . . . .	MSCTALK	MY24 . . . . .	MYPESTA	ND5 . . . . .	NXPMOVE
MV49 . . . . .	MSCPRAZ	MY25 . . . . .	MYPESTI	ND6 . . . . .	NPLNEW
MV50 . . . . .	MSCSMAK	MY26 . . . . .	MYPESTB	ND7M . . . . .	NPLNOWM
MV51 . . . . .	MSCCUDL	MY27 . . . . .	MYPESTJ	ND7Y . . . . .	NPLNOWY4
MV52 . . . . .	MSCYELL	MY28 . . . . .	MYPESTC	ND8 . . . . .	NMOVJB
MV53 . . . . .	MSCHOSA	MY29 . . . . .	MYPESTK	ND9A . . . . .	NMOVJBA
MV54M1 . . . . .	MSCHOS2	MY30 . . . . .	MYPESTE	ND9B . . . . .	NMOVJBB
MV54M1 . . . . .	MSCHOS1	MY31 . . . . .	MYPESTF	ND9C . . . . .	NMOVJBC
MV55 . . . . .	MHSCIMP	MY32 . . . . .	MYPTCHA	ND9D . . . . .	NMOVJBD
MV56 . . . . .	MPLYKID	MY33 . . . . .	MYPTCHB	ND9E . . . . .	NMOVJBE
MV57 . . . . .	MLEIKID	MY34 . . . . .	MYPHSW	ND9F . . . . .	NMOVJBF
MV58 . . . . .	MKIDOPA	MY35 . . . . .	MYPHAP	ND9G . . . . .	NMOVJBG
MV59 . . . . .	MKIDSEE	MY36 . . . . .	MYPHFM	ND9H . . . . .	NMOVJBH
MV60 . . . . .	MKIDWE	MY37 . . . . .	MYPHFR	ND9I . . . . .	NMOVJBI
MV61 . . . . .	MKIDHOL	MY38 . . . . .	MYPHSC	ND10M1 . . . . .	NMOVY1
MV61A . . . . .	MKIDFAR	MY39 . . . . .	MYPHLF	ND10M2 . . . . .	NMOVY2
MV62 . . . . .	MKIDREL	MY40 . . . . .	MYPVTE6	ND11M . . . . .	NDOBM
MV63 . . . . .	MOHCH16	MY41 . . . . .	MYPVTE3	ND11Y . . . . .	NDOBY
MV64 . . . . .	MSEEKID	MY42 . . . . .	MYPVT11	ND12 . . . . .	NSEX
MV65 . . . . .	MWEKID	MY43 . . . . .	MYPTRUN	ND12 . . . . .	NSEX
MV66 . . . . .	MHOLKID	MY44 . . . . .	MYPBULL	ND14 . . . . .	NMLSTAT
MV66A . . . . .	MFARKID	MY45 . . . . .	MYPPOPSC	ND15 . . . . .	NMLCHNG
MV67 . . . . .	MRELKID	MY46 . . . . .	MYPLVSC	ND16M . . . . .	NMLCHM
MV68A . . . . .	MIVVA	MY47 . . . . .	MYPACVS	ND16Y . . . . .	NMLCHY4
MV68B . . . . .	MIVVB	MY49 . . . . .	MYPSOC	ND17 . . . . .	NJBSTAT
MV68C . . . . .	MIVVC	MY50 . . . . .	MYPWKLW	ND18 . . . . .	NEDLYR
MV68D . . . . .	MIVVD	MY51M1 . . . . .	MYPSOC1	ND18 . . . . .	NLCOH
MV68E . . . . .	MIVVE	MY51M2 . . . . .	MYPSOC2	ND19 . . . . .	NEDTYPE2
MVN17 . . . . .	MNIPOP5	MY52 . . . . .	MYPWHRS	ND19 . . . . .	NEDTYPE1

ND19 . . . . .	NEDTYPE3	ND25F2 . . . . .	NEDQLF2	ND32M1 . . . . .	NCITZN1
ND20 . . . . .	NEDBLYR1	ND25F3 . . . . .	NEDQLF3	ND32M2 . . . . .	NCITZN2
ND20 . . . . .	NEDBLYR2	ND25G1 . . . . .	NEDQLG1	ND33 . . . . .	NRACEL
ND20 . . . . .	NEDBLYR3	ND25G2 . . . . .	NEDQLG2	ND34 . . . . .	NJBSTAT
ND21M . . . . .	NEDBGM1	ND25G3 . . . . .	NEDQLG3	ND36 . . . . .	NPASOC
ND21M2 . . . . .	NEDBGM2	ND25H1 . . . . .	NEDQLH1	ND36 . . . . .	NPASOC00
ND21M3 . . . . .	NEDBGM3	ND25H2 . . . . .	NEDQLH2	ND36ANA . . . . .	NPAJU
ND21Y . . . . .	NEDBGY1	ND25H3 . . . . .	NEDQLH3	ND37 . . . . .	NPASEMP
ND21Y2 . . . . .	NEDBGY2	ND25I1 . . . . .	NEDQLI1	ND38 . . . . .	NPABOSS
ND21Y3 . . . . .	NEDBGY3	ND25I2 . . . . .	NEDQLI2	ND39 . . . . .	NPAMNGR
ND22 . . . . .	NEDENNE1	ND25I3 . . . . .	NEDQLI3	ND40 . . . . .	NMAJU
ND22M . . . . .	NEDENM1	ND25J1 . . . . .	NEDQLJ1	ND40 . . . . .	NMASOC
ND22M2 . . . . .	NEDENM2	ND25J2 . . . . .	NEDQLJ2	ND40 . . . . .	NMASOC00
ND22M3 . . . . .	NEDENM3	ND25J3 . . . . .	NEDQLJ3	ND41 . . . . .	NMASEMP
ND22NE2 . . . . .	NEDENNE2	ND25NA . . . . .	NEDQNN2	ND42 . . . . .	NMABOSS
ND22NE3 . . . . .	NEDENNE3	ND25NA . . . . .	NEDQNN3	ND43 . . . . .	NMAMNGR
ND22Y . . . . .	NEDENY1	ND25NONE . . . . .	NEDQNN1	ND44 . . . . .	NJ1SOC
ND22Y2 . . . . .	NEDENY2	ND26A1 . . . . .	NEDQLAN1	ND44 . . . . .	NJ1SOC00
ND22Y3 . . . . .	NEDENY3	ND26A2 . . . . .	NEDQLAN2	ND44NA . . . . .	NJ1NONE
ND23A . . . . .	NEDFEEA1	ND26A3 . . . . .	NEDQLAN3	ND45 . . . . .	NJ1SEMP
ND23A2 . . . . .	NEDFEEA2	ND26B1 . . . . .	NEDQLBN1	ND46 . . . . .	NJ1BOSS
ND23A3 . . . . .	NEDFEEA3	ND26B2 . . . . .	NEDQLBN2	ND47 . . . . .	NJ1MNGR
ND23B . . . . .	NEDFEEB1	ND26B3 . . . . .	NEDQLBN3	ND48 . . . . .	NLCOH
ND23B2 . . . . .	NEDFEEB2	ND26C1 . . . . .	NEDQLCN1	ND49M . . . . .	NCOH1BM
ND23B3 . . . . .	NEDFEEB3	ND26C2 . . . . .	NEDQLCN2	ND49Y . . . . .	NCOH1BY
ND23C . . . . .	NEDFEEC1	ND26C3 . . . . .	NEDQLCN3	ND50 . . . . .	NCOH1MR
ND23C2 . . . . .	NEDFEEC2	ND26D1 . . . . .	NEDQLDN1	ND51M . . . . .	NCOH1EM
ND23C3 . . . . .	NEDFEEC3	ND26D2 . . . . .	NEDQLDN2	ND51Y . . . . .	NCOH1EY
ND23D . . . . .	NEDFEED1	ND26D3 . . . . .	NEDQLDN3	ND52 . . . . .	NNMAR
ND23D2 . . . . .	NEDFEED2	ND26E1 . . . . .	NEDQLEN1	ND53M . . . . .	NLMAR1M
ND23D3 . . . . .	NEDFEED3	ND26E2 . . . . .	NEDQLEN2	ND53Y . . . . .	NLMAR1Y
ND23E . . . . .	NEDFEEE1	ND26E3 . . . . .	NEDQLEN3	ND54 . . . . .	NLPRNT
ND23E2 . . . . .	NEDFEEE2	ND26F1 . . . . .	NEDQLFN1	ND55 . . . . .	NLNPRNT
ND23E3 . . . . .	NEDFEEE3	ND26F2 . . . . .	NEDQLFN2	ND56M . . . . .	NCH1BM
ND23F . . . . .	NEDFEEF1	ND26F3 . . . . .	NEDQLFN3	ND56Y . . . . .	NCH1BY
ND23F2 . . . . .	NEDFEEF2	ND26G1 . . . . .	NEDQLGN1	ND57 . . . . .	NSCEND
ND23F3 . . . . .	NEDFEEF3	ND26G2 . . . . .	NEDQLGN2	ND57NA . . . . .	NSCHOOL
ND23G . . . . .	NEDFEEG1	ND26G3 . . . . .	NEDQLGN3	ND58 . . . . .	NSCTYPE
ND23G2 . . . . .	NEDFEEG2	ND26H1 . . . . .	NEDQLHN1	ND59 . . . . .	NSCNOW
ND23G3 . . . . .	NEDFEEG3	ND26H2 . . . . .	NEDQLHN2	ND60 . . . . .	NFETYPE
ND24 . . . . .	NEDQUAL1	ND26H3 . . . . .	NEDQLHN3	ND61 . . . . .	NFEEND
ND24 . . . . .	NEDQUAL2	ND26I1 . . . . .	NEDQLIN1	ND61NA . . . . .	NFENOW
ND24 . . . . .	NEDQUAL3	ND26I2 . . . . .	NEDQLIN2	ND62 . . . . .	NQFHAS
ND25A1 . . . . .	NEDQLA1	ND26I3 . . . . .	NEDQLIN3	ND63A . . . . .	NQFA
ND25A2 . . . . .	NEDQLA2	ND26J1 . . . . .	NEDQLJN1	ND63B . . . . .	NQFB
ND25A3 . . . . .	NEDQLA3	ND26J2 . . . . .	NEDQLJN2	ND63C . . . . .	NQFC
ND25B1 . . . . .	NEDQLB1	ND26J3 . . . . .	NEDQLJN3	ND63D . . . . .	NQFD
ND25B2 . . . . .	NEDQLB2	ND27 . . . . .	NEDOQL1	ND63E . . . . .	NQFE
ND25B3 . . . . .	NEDQLB3	ND27 . . . . .	NEDOQL2	ND63F . . . . .	NQFF
ND25C1 . . . . .	NEDQLC1	ND27 . . . . .	NEDOQL3	ND63G . . . . .	NQFG
ND25C2 . . . . .	NEDQLC2	ND27NONE . . . . .	NEDOQLN1	ND63H . . . . .	NQFH
ND25C3 . . . . .	NEDQLC3	ND27NONE . . . . .	NEDOQLN2	ND63I . . . . .	NQFI
ND25D1 . . . . .	NEDQLD1	ND27NONE . . . . .	NEDOQLN3	ND63J . . . . .	NQFJ
ND25D2 . . . . .	NEDQLD2	ND28 . . . . .	NEDMORE1	ND63K . . . . .	NQFK
ND25D3 . . . . .	NEDQLD3	ND28 . . . . .	NEDMORE2	ND63L . . . . .	NQFL
ND25E1 . . . . .	NEDQLE1	ND29DST . . . . .	NPLBORND	ND63M . . . . .	NQFM
ND25E2 . . . . .	NEDQLE2	ND29OS . . . . .	NPLBORNC	ND63N . . . . .	NQFN
ND25E3 . . . . .	NEDQLE3	ND30 . . . . .	NYR2UK4	ND64 . . . . .	NQFED
ND25F1 . . . . .	NEDQLF1	ND31 . . . . .	NMLSTAT	ND65A . . . . .	NQFEDA

ND65B . . . . .	NQFEDB	ND70E2 . . . . .	NTRWHYE2	ND75J1 . . . . .	NTRQLJ1
ND65C . . . . .	NQFEDC	ND70E3 . . . . .	NTRWHYE3	ND75J2 . . . . .	NTRQLJ2
ND65D . . . . .	NQFEDD	ND71 . . . . .	NTRQ1	ND75J3 . . . . .	NTRQLJ3
ND65E . . . . .	NQFEDE	ND71 . . . . .	NTRQ2	ND75NONE . . . . .	NTRQLNN1
ND65F . . . . .	NQFEDF	ND71 . . . . .	NTRQ3	ND75NONE . . . . .	NTRQLNN2
ND65G . . . . .	NQFEDG	ND71 . . . . .	NTRU1	ND75NONE . . . . .	NTRQLNN3
ND65H . . . . .	NQFEDH	ND71 . . . . .	NTRU2	ND76AN1 . . . . .	NTRQLAN1
ND65I . . . . .	NQFEDI	ND71 . . . . .	NTRU3	ND76AN2 . . . . .	NTRQLAN2
ND65J . . . . .	NQFEDJ	ND72A1 . . . . .	NTRFEEA1	ND76AN3 . . . . .	NTRQLAN3
ND65K . . . . .	NQFEDK	ND72A2 . . . . .	NTRFEEA2	ND76BN1 . . . . .	NTRQLBN1
ND65L . . . . .	NQFEDL	ND72A3 . . . . .	NTRFEEA3	ND76BN2 . . . . .	NTRQLBN2
ND65M . . . . .	NQFEDM	ND72B1 . . . . .	NTRFEEB1	ND76BN3 . . . . .	NTRQLBN3
ND65N . . . . .	NQFEDN	ND72B2 . . . . .	NTRFEEB2	ND76CN1 . . . . .	NTRQLCN1
ND65O . . . . .	NQFEDO	ND72B3 . . . . .	NTRFEEB3	ND76CN2 . . . . .	NTRQLCN2
ND65P . . . . .	NQFEDP	ND72C1 . . . . .	NTRFEEC1	ND76CN3 . . . . .	NTRQLCN3
ND65Q . . . . .	NQFEDQ	ND72C2 . . . . .	NTRFEEC2	ND76DN1 . . . . .	NTRQLDN1
ND65R . . . . .	NQFEDR	ND72C3 . . . . .	NTRFEEC3	ND76DN2 . . . . .	NTRQLDN2
ND65S . . . . .	NQFEDS	ND72E1 . . . . .	NTRFEEE1	ND76DN3 . . . . .	NTRQLDN3
ND65T . . . . .	NQFEDT	ND72E2 . . . . .	NTRFEEE2	ND76EN1 . . . . .	NTRQLEN1
ND65U . . . . .	NQFEDU	ND72E3 . . . . .	NTRFEEE3	ND76EN2 . . . . .	NTRQLEN2
ND66A . . . . .	NNQFEDA	ND72F1 . . . . .	NTRFEEF1	ND76EN3 . . . . .	NTRQLEN3
ND66B . . . . .	NNQFEDB	ND72F2 . . . . .	NTRFEEF2	ND76FN1 . . . . .	NTRQLFN1
ND66C . . . . .	NNQFEDC	ND72F3 . . . . .	NTRFEEF3	ND76FN2 . . . . .	NTRQLFN2
ND66D . . . . .	NNQFEDD	ND72G1 . . . . .	NTRFEEG1	ND76FN3 . . . . .	NTRQLFN3
ND66E . . . . .	NNQFEDE	ND72G2 . . . . .	NTRFEEG2	ND76GN1 . . . . .	NTRQLGN1
ND66F . . . . .	NNQFEDF	ND72G3 . . . . .	NTRFEEG3	ND76GN2 . . . . .	NTRQLGN2
ND66G . . . . .	NNQFEDG	ND73 . . . . .	NTRQLXP1	ND76GN3 . . . . .	NTRQLGN3
ND66H . . . . .	NNQFEDH	ND73 . . . . .	NTRQLXP2	ND76HN1 . . . . .	NTRQLHN1
ND66I . . . . .	NNQFEDI	ND73 . . . . .	NTRQLXP3	ND76HN2 . . . . .	NTRQLHN2
ND66J . . . . .	NNQFEDJ	ND74 . . . . .	NTRQLAC1	ND76HN3 . . . . .	NTRQLHN3
ND66K . . . . .	NNQFEDK	ND74 . . . . .	NTRQLAC2	ND76IN1 . . . . .	NTRQLIN1
ND66L . . . . .	NNQFEDL	ND74 . . . . .	NTRQLAC3	ND76IN2 . . . . .	NTRQLIN2
ND66M . . . . .	NNQFEDM	ND75A1 . . . . .	NTRQLA1	ND76IN3 . . . . .	NTRQLIN3
ND66N . . . . .	NNQFEDN	ND75A2 . . . . .	NTRQLA2	ND76JN1 . . . . .	NTRQLJN1
ND66O . . . . .	NNQFEDO	ND75A3 . . . . .	NTRQLA3	ND76JN2 . . . . .	NTRQLJN2
ND66P . . . . .	NNQFEDP	ND75B1 . . . . .	NTRQLB1	ND76JN3 . . . . .	NTRQLJN3
ND66Q . . . . .	NNQFEDQ	ND75B2 . . . . .	NTRQLB2	ND77 . . . . .	NTROQL1
ND66R . . . . .	NNQFEDR	ND75B3 . . . . .	NTRQLB3	ND77 . . . . .	NTROQL2
ND66S . . . . .	NNQFEDS	ND75C1 . . . . .	NTRQLC1	ND77 . . . . .	NTROQL3
ND66T . . . . .	NNQFEDT	ND75C2 . . . . .	NTRQLC2	ND77NO . . . . .	NTROQLN3
ND66U . . . . .	NNQFEDU	ND75C3 . . . . .	NTRQLC3	ND77NONE . . . . .	NTROQLN1
ND67 . . . . .	NTRAIN	ND75D1 . . . . .	NTRQLD1	ND77NONE . . . . .	NTROQLN2
ND68 . . . . .	NNTRAIN	ND75D2 . . . . .	NTRQLD2	ND78 . . . . .	NTRMORE1
ND69 . . . . .	NTRPLCE1	ND75D3 . . . . .	NTRQLD3	ND78 . . . . .	NTRMORE2
ND69 . . . . .	NTRPLCE2	ND75E1 . . . . .	NTRQLE1	ND79 . . . . .	NPAPERR
ND69 . . . . .	NTRPLCE3	ND75E2 . . . . .	NTRQLE2	ND80 . . . . .	NPAPERM
ND70A1 . . . . .	NTRWHYA1	ND75E3 . . . . .	NTRQLE3	ND81 . . . . .	NPAPERP
ND70A2 . . . . .	NTRWHYA2	ND75F1 . . . . .	NTRQLF1	ND82A . . . . .	NBIRHH
ND70A3 . . . . .	NTRWHYA3	ND75F2 . . . . .	NTRQLF2	ND82B . . . . .	NMABWLY
ND70B1 . . . . .	NTRWHYB1	ND75F3 . . . . .	NTRQLF3	ND83 . . . . .	NMABWNLY
ND70B2 . . . . .	NTRWHYB2	ND75G1 . . . . .	NTRQLG1	ND84AGM1 . . . . .	NBWTAGM1
ND70B3 . . . . .	NTRWHYB3	ND75G2 . . . . .	NTRQLG2	ND84AGM2 . . . . .	NBWTAGM2
ND70C1 . . . . .	NTRWHYC1	ND75G3 . . . . .	NTRQLG3	ND84AGM3 . . . . .	NBWTAGM3
ND70C2 . . . . .	NTRWHYC2	ND75H1 . . . . .	NTRQLH1	ND84PN1 . . . . .	NBWTPN1
ND70C3 . . . . .	NTRWHYC3	ND75H2 . . . . .	NTRQLH2	ND84PN2 . . . . .	NBWTPN2
ND70D1 . . . . .	NTRWHYD1	ND75H3 . . . . .	NTRQLH3	ND84PN3 . . . . .	NBWTPN3
ND70D2 . . . . .	NTRWHYD2	ND75I1 . . . . .	NTRQLI1	ND85 . . . . .	NBWTPX1
ND70D3 . . . . .	NTRWHYD3	ND75I2 . . . . .	NTRQLI2	ND85 . . . . .	NBWTPX2
ND70E1 . . . . .	NTRWHYE1	ND75I3 . . . . .	NTRQLI3	ND85 . . . . .	NBWTPX3

ND86 . . . . .	NBWTEL1	NE13 . . . . .	NJBOTPD	NE52D . . . . .	NJBBGD
ND86 . . . . .	NBWTEL2	NE14 . . . . .	NJBHRLK	NE52M . . . . .	NJBBGM
ND86 . . . . .	NBWTEL3	NE15 . . . . .	NJBPL	NE52Y . . . . .	NJBBGY4
ND87 . . . . .	NBWTWK1	NE16 . . . . .	NJBTTWT	NE53 . . . . .	NJBBGLY
ND87 . . . . .	NBWTWK2	NE17 . . . . .	NJBTTWM	NE54 . . . . .	NPAYS
ND87 . . . . .	NBWTWK3	NE18B . . . . .	NJBSAT2	NE55OC . . . . .	NPAYSW
ND88 . . . . .	NBWTKN1	NE18D . . . . .	NJBSAT4	NE56 . . . . .	NPAYSG
ND88 . . . . .	NBWTKN2	NE18F . . . . .	NJBSAT6	NE57D . . . . .	NJBBGD
ND88 . . . . .	NBWTKN3	NE18G . . . . .	NJBSAT7	NE57M . . . . .	NJBBGM
ND89LB1 . . . . .	NBWTLB1	NE19 . . . . .	NJBSAT	NE57Y . . . . .	NJBBGY4
ND89LB2 . . . . .	NBWTLB2	NE20 . . . . .	NPAYGL	NE58 . . . . .	NJBBGLY
ND89LB3 . . . . .	NBWTLB3	NE21OC . . . . .	NPAYGW	NE59 . . . . .	NPAYLY
ND89OZ1 . . . . .	NBWTOZ1	NE22 . . . . .	NPAYNL	NE60OC . . . . .	NPAYLYW
ND89OZ2 . . . . .	NBWTOZ2	NE23A . . . . .	NPYTC	NE61 . . . . .	NPAYLYG
ND89OZ3 . . . . .	NBWTOZ3	NE23B . . . . .	NPYWFTC	NE62 . . . . .	NPAYS
ND90 . . . . .	NBWTGM1	NE23C . . . . .	NPYWFTCW	NE63OC . . . . .	NPAYSW
ND90 . . . . .	NBWTGM2	NE23OC . . . . .	NPAYNW	NE64 . . . . .	NPAYSG
ND90 . . . . .	NBWTGM3	NE24 . . . . .	NPAYSLP	NE74 . . . . .	NJSBOSS
ND91 . . . . .	NBWTG51	NE26 . . . . .	NPAYUSL	NE75 . . . . .	NJSSIZE
ND91 . . . . .	NBWTG52	NE27 . . . . .	NPAYU	NE76 . . . . .	NJSHRS
ND91 . . . . .	NBWTG53	NE28OC . . . . .	NPAYUW	NE77 . . . . .	NJSHRLK
ND93A . . . . .	NWLSHA	NE29 . . . . .	NPAYUG	NE78 . . . . .	NJSTYPEB
ND93B . . . . .	NWLSHB	NE30A . . . . .	NPAYDF1	NE79 . . . . .	NJSACCS
ND93C . . . . .	NWLSHC	NE30B . . . . .	NPAYDF2	NE80 . . . . .	NJSPART
ND93D . . . . .	NWLSHD	NE30C . . . . .	NPAYDF3	NE81BM . . . . .	NJSPRBM
ND93E . . . . .	NWLSHE	NE30D . . . . .	NPAYDF4	NE81BY . . . . .	NJSPRBY4
ND94A . . . . .	NWLSHUA	NE30E . . . . .	NPAYDF5	NE81EM . . . . .	NJSPREM
ND94B . . . . .	NWLSHUB	NE30F . . . . .	NPAYDF6	NE81EY . . . . .	NJSPREY4
ND94C . . . . .	NWLSHUC	NE30G . . . . .	NPAYDF7	NE82 . . . . .	NJSPRF
ND94D . . . . .	NWLSHUD	NE30H . . . . .	NPAYDF9	NE83 . . . . .	NJSPRLS
ND94E . . . . .	NWLSHUE	NE30I . . . . .	NPAYDF8	NE84 . . . . .	NJSPRTX
ND95 . . . . .	NAGLT20	NE31 . . . . .	NPAYTYP	NE85 . . . . .	NJSPRNI
ND96 . . . . .	NSCNOW2	NE32 . . . . .	NOVTPAY	NE86BM . . . . .	NJSPRBM
ND97 . . . . .	NINFTED	NE33 . . . . .	NEXTRATE	NE86BY . . . . .	NJSPRBY4
ND98 . . . . .	NEDASP	NE33 . . . . .	NEXTREST	NE86EM . . . . .	NJSPREM
ND99 . . . . .	NFEDASP	NE34 . . . . .	NBASRATE	NE86EY . . . . .	NJSPREY4
ND99A . . . . .	NFEDTYP	NE34 . . . . .	NBASREST	NE87 . . . . .	NJSPRF
ND100 . . . . .	NFEDLIK	NE35 . . . . .	NOVTRATE	NE88 . . . . .	NJSPRLS
ND101M1 . . . . .	NFEDNT1	NE35 . . . . .	NOVTREST	NE89 . . . . .	NJSPRTX
ND101M2 . . . . .	NFEDNT2	NE39 . . . . .	NJBPERFP	NE90 . . . . .	NJSPRNI
ND102 . . . . .	NOCFUT	NE40 . . . . .	NJBONUS	NE91 . . . . .	NJSPAYU
ND105A . . . . .	NIVDA	NE41 . . . . .	NJBONAM	NE92 . . . . .	NJSPAYW
ND105B . . . . .	NIVDB	NE42 . . . . .	NJBONG	NE93 . . . . .	NJSPYTX
ND105C . . . . .	NIVDC	NE43 . . . . .	NJBRISE	NE94 . . . . .	NJSPYNI
ND105D . . . . .	NIVDD	NE44 . . . . .	NTUJBPL	NE95 . . . . .	NJSPL
ND105E . . . . .	NIVDE	NE45 . . . . .	NTUIN1	NE96 . . . . .	NJSTTWT
NE1 . . . . .	NJBHAS	NE46 . . . . .	NJBOPPS	NE97 . . . . .	NJSTTWM
NE2 . . . . .	NJBOFF	NE47 . . . . .	NJBPEN	NE98A . . . . .	NJSSAT1
NE3 . . . . .	NJBOFFY	NE48 . . . . .	NJBPENM	NE98B . . . . .	NJSSAT2
NE4 . . . . .	NJBTERM1	NE49 . . . . .	NJBTIME	NE98D . . . . .	NJSSAT4
NE5 . . . . .	NJBSOC	NE4A . . . . .	NJBTERM2	NE98E . . . . .	NJSSAT5
NE5 . . . . .	NJBSOC00	NE50A . . . . .	NJBWKHRA	NE99 . . . . .	NJSSAT
NE6 . . . . .	NJBSIC92	NE50A . . . . .	NJBWKHRB	NE100D . . . . .	NJSBGD
NE7 . . . . .	NJBSEMP	NE50A . . . . .	NJBWKHRC	NE100M . . . . .	NJSBGM
NE8 . . . . .	NJBMNGR	NE50A . . . . .	NJBWKHRD	NE100Y . . . . .	NJSBGY4
NE9 . . . . .	NJBSECT	NE50A . . . . .	NJBWKHRE	NE101A . . . . .	NJBLKCHA
NE10 . . . . .	NJBFSIZE	NE50A . . . . .	NJBWKHRF	NE101B . . . . .	NJBLKCHB
NE11 . . . . .	NJBHRS	NE50A . . . . .	NJBWKHRG	NE101C . . . . .	NJBLKCHC
NE12 . . . . .	NJBOT	NE50A . . . . .	NJBWKHRH	NE101D . . . . .	NJBLKCHD

NE101E . . . . .	NJBLKCHE	NEG7 . . . . .	NIVSTAT1	NF13 . . . . .	NSAVLT
NE102A . . . . .	NJBXPCHA	NEG8 . . . . .	NIVELIG	NF14 . . . . .	NPPPEN
NE102B . . . . .	NJBXPCHB	NEG9 . . . . .	NHHMEM	NF15 . . . . .	NPENB4
NE102C . . . . .	NJBXPCHC	NEG10 . . . . .	NNEWHY	NF16 . . . . .	NPENB4Y4
NE102D . . . . .	NJBXPCHD	NEG11 . . . . .	NLVWHY	NF17 . . . . .	NPENB4V
NE102E . . . . .	NJBXPCHE	NEG12M . . . . .	NLVMN	NF18 . . . . .	NPENB4W
NE103A . . . . .	NJBSTRNA	NEG12M . . . . .	NNEMNJJN	NF19 . . . . .	NPENYR4
NE103B . . . . .	NJBSTRNB	NEG12Y . . . . .	NLVYR4	NF20 . . . . .	NPENADD
NE103C . . . . .	NJBSTRNC	NEG12Y . . . . .	NNEYRJN4	NF21 . . . . .	NPENADV
NE103D . . . . .	NJBSTRND	NEG13 . . . . .	NLVLOC	NF22 . . . . .	NPENADW
NE104 . . . . .	NRACH12	NEG14 . . . . .	NIVFIO	NF37 . . . . .	NWINDF
NE105M1 . . . . .	NJBCHC1	NEG16 . . . . .	NIVREF	NF38A . . . . .	NWINDFA
NE105M2 . . . . .	NJBCHC2	NEG17 . . . . .	NIVIREIS	NF38B . . . . .	NWINDFB
NE105M3 . . . . .	NJBCHC3	NEG18 . . . . .	NIVFIO	NF38C . . . . .	NWINDFC
NE107 . . . . .	NXPCHCF	NF2 . . . . .	NNF1	NF38D . . . . .	NWINDFD
NE108 . . . . .	NXPCHC	NF3A . . . . .	NFICODE	NF38F . . . . .	NWINDFF
NE109 . . . . .	NHUXPCH	NF3B01 . . . . .	NFR01	NF38G . . . . .	NWINDFG
NE110 . . . . .	NHUNURS	NF3B02 . . . . .	NFR02	NF38H . . . . .	NWINDFH
NE111 . . . . .	NJULK1	NF3B03 . . . . .	NFR03	NF39A . . . . .	NWINDFAY
NE112 . . . . .	NJULK4	NF3B04 . . . . .	NFR04	NF39B . . . . .	NWINDFBY
NE113A . . . . .	NJULKA	NF3B05 . . . . .	NFR05	NF39C . . . . .	NWINDFCY
NE113B . . . . .	NJULKB	NF3B06 . . . . .	NFR06	NF39D . . . . .	NWINDFDY
NE113C . . . . .	NJULKC	NF3B07 . . . . .	NFR07	NF39F . . . . .	NWINDFFY
NE113D . . . . .	NJULKD	NF3B08 . . . . .	NFR08	NF39G . . . . .	NWINDFGY
NE113E . . . . .	NJULKE	NF3B09 . . . . .	NFR09	NF39H . . . . .	NWINDFHY
NE114 . . . . .	NJULKJB	NF3B10 . . . . .	NFR10	NF40A . . . . .	NXPMEAL
NE115 . . . . .	NJUBGN	NF3B11 . . . . .	NFR11	NF40B . . . . .	NXPLEIS
NE116 . . . . .	NJUSPEC	NF3B12 . . . . .	NFR12	NF41 . . . . .	NFTEXHH
NE117 . . . . .	NJUSOC	NF3B13 . . . . .	NFR13	NF42A . . . . .	NFTEXA
NE117 . . . . .	NJUSOC00	NF3B14 . . . . .	NFR14	NF42B . . . . .	NFTEXB
NE118 . . . . .	NJUHRXS	NF3B15 . . . . .	NFR15	NF42C . . . . .	NFTEXC
NE119 . . . . .	NJUPAYX	NF3B16 . . . . .	NFR16	NF43A1 . . . . .	NFTEXA1
NE120 . . . . .	NJUPAYL	NF3B17 . . . . .	NFR17	NF43A2 . . . . .	NFTEXA2
NE121 . . . . .	NJUHRSL	NF3B18 . . . . .	NFR18	NF43A3 . . . . .	NFTEXA3
NE124 . . . . .	NEPROSH	NF3B19 . . . . .	NFR19	NF43A4 . . . . .	NFTEXA4
NE125 . . . . .	NJBASP1	NF3B20 . . . . .	NFR20	NF43A5 . . . . .	NFTEXA5
NE126 . . . . .	NJBASP2	NF3BAL . . . . .	NFRALL	NF43A6 . . . . .	NFTEXA6
NE127 . . . . .	NJBLKY1	NF3C . . . . .	NFRNOW	NF43B1 . . . . .	NFTEXB1
NE128 . . . . .	NJBLKY2	NF3D . . . . .	NFRVAL	NF43B2 . . . . .	NFTEXB2
NE129 . . . . .	NEAAGE	NF3EOC . . . . .	NFRW	NF43B3 . . . . .	NFTEXB3
NE130 . . . . .	NJBUB	NF3F . . . . .	NFRJT	NF43B4 . . . . .	NFTEXB4
NE131 . . . . .	NJBUBY	NF3FPN . . . . .	NFRJTPN	NF43B5 . . . . .	NFTEXB5
NE132 . . . . .	NJ2HAS	NF3SEQ . . . . .	NFISEQ	NF43B6 . . . . .	NFTEXB6
NE133 . . . . .	NJ2SOC	NF4 . . . . .	NFISIT	NF43C1 . . . . .	NFTEXC1
NE133 . . . . .	NJ2SOC00	NF5 . . . . .	NFISITC	NF43C2 . . . . .	NFTEXC2
NE134 . . . . .	NJ2SEMP	NF6 . . . . .	NFISITY	NF43C3 . . . . .	NFTEXC3
NE135 . . . . .	NJ2HRS	NF7 . . . . .	NFISITX	NF43C4 . . . . .	NFTEXC4
NE136 . . . . .	NJ2PAY	NF8 . . . . .	NFIYRDIA	NF43C5 . . . . .	NFTEXC5
NE137A . . . . .	NIVEA	NF9A . . . . .	NFIYRDB1	NF43C6 . . . . .	NFTEXC6
NE137B . . . . .	NIVEB	NF9B . . . . .	NFIYRDB2	NF44A . . . . .	NFTEXAV
NE137C . . . . .	NIVEC	NF9C . . . . .	NFIYRDB3	NF44B . . . . .	NFTEXBV
NE137D . . . . .	NIVED	NF9D . . . . .	NFIYRDB4	NF44C . . . . .	NFTEXCV
NE137E . . . . .	NIVEE	NF9E . . . . .	NFIYRDB5	NF45A . . . . .	NFTEXAW
NEG3 . . . . .	PID	NF9F . . . . .	NFIYRDB6	NF45B . . . . .	NFTEXBW
NEG4 . . . . .	NHGSEX	NF10 . . . . .	NSAVE	NF45C . . . . .	NFTEXCW
NEG5M . . . . .	NHGBM	NF11 . . . . .	NSAVED	NF46 . . . . .	NSPINHH
NEG5Y . . . . .	NHGBY	NF11AM1 . . . . .	NSAVEY1	NF47A . . . . .	NHUBUYS
NEG6 . . . . .	NIVIOLW	NF11AM2 . . . . .	NSAVEY2	NF47B . . . . .	NHUFRRYS
NEG6 . . . . .	NIVLYR	NF12 . . . . .	NSAVREG	NF47C . . . . .	NHUMOPS

NF47D . . . . .	NHUIRON	NH0AM . . . . .	NHHMOI	NH39 . . . . .	NXPHSDB
NF48 . . . . .	NHHCH12	NH0AY . . . . .	NHHYOI4	NH40A . . . . .	NHSBTH
NF49 . . . . .	NHUSITS	NH0BH . . . . .	NHHSOIH	NH40A . . . . .	NHSGDN
NF50 . . . . .	NHOWLNG	NH0BM . . . . .	NHHSOIM	NH40A . . . . .	NHSHKCH
NF51 . . . . .	NCARUSE	NH0C . . . . .	NHSTYPE	NH40A . . . . .	NHSTLT
NF52 . . . . .	NMOBUSE	NH1A . . . . .	NHSRINS	NH40B . . . . .	NHSBTHS
NF53M1 . . . . .	NEVENT1	NH2 . . . . .	NHSROOM	NH40B . . . . .	NHSGDNS
NF53M1 . . . . .	NEVENT1S	NH3 . . . . .	NHSOWND	NH40B . . . . .	NHSHKCHS
NF53M2 . . . . .	NEVENT2	NH4M1 . . . . .	NHSOWR1	NH40B . . . . .	NHSTLTS
NF53M2 . . . . .	NEVENT2S	NH4M2 . . . . .	NHSOWR2	NH41A . . . . .	NXPGASY
NF53M3 . . . . .	NEVENT3	NH5 . . . . .	NHSVAL	NH41B . . . . .	NXPLECY
NF53M3 . . . . .	NEVENT3S	NH6 . . . . .	NMGHAVE	NH41C . . . . .	NXPOILY
NF53M4 . . . . .	NEVENT4	NH7 . . . . .	NHSOWRP	NH41D . . . . .	NXPSFLY
NF53M4 . . . . .	NEVENT4S	NH8 . . . . .	NMGYNOT	NH42 . . . . .	NHEATCH
NF64A . . . . .	NIVFA	NH9 . . . . .	NHSCOST	NH43 . . . . .	NHEATYP
NF64B . . . . .	NIVFB	NH10 . . . . .	NHSYR04	NH44A . . . . .	NHSPRBG
NF64C . . . . .	NIVFC	NH11 . . . . .	NHSCOST	NH44B . . . . .	NHSPRBH
NF64D . . . . .	NIVFD	NH12 . . . . .	NMGYR04	NH44C . . . . .	NHSPRBI
NF64E . . . . .	NIVFE	NH13 . . . . .	NMGLY	NH44D . . . . .	NHSPRBJ
NF65H . . . . .	NIVFOIH	NH14 . . . . .	NHSIVLW	NH44E . . . . .	NHSPRBK
NF65M . . . . .	NIVFOIM	NH15 . . . . .	NMGYR04	NH44F . . . . .	NHSPRBL
NF66 . . . . .	NIVSC	NH16 . . . . .	NHSCOST	NH44G . . . . .	NHSPRBM
NF70I . . . . .	NPRF125	NH17 . . . . .	NMGOLD	NH44H . . . . .	NHSPRBN
NF101 . . . . .	NF101	NH18 . . . . .	NMGLIFE	NH44I . . . . .	NHSPRBO
NF102 . . . . .	NF102	NH19 . . . . .	NMGTYPE	NH44J . . . . .	NHSPRBP
NF103 . . . . .	NF103	NH20 . . . . .	NMGXTRA	NH44K . . . . .	NHSPRBQ
NF104 . . . . .	NF104	NH21 . . . . .	NMGNEW	NH45 . . . . .	NHSCTAX
NF105 . . . . .	NF105	NH22A . . . . .	NMGXTY1	NH46 . . . . .	NHS2OWND
NF106 . . . . .	NF106	NH22B . . . . .	NMGXTY2	NH47 . . . . .	NHS2VALO
NF107 . . . . .	NF107	NH22C . . . . .	NMGXTY3	NH47A . . . . .	NHS2VALA
NF116 . . . . .	NF116	NH22D . . . . .	NMGXTY4	NH47B . . . . .	NHS2VALB
NF118 . . . . .	NF118	NH22E . . . . .	NMGXTY5	NH47C . . . . .	NHS2VALC
NF119 . . . . .	NF119	NH23 . . . . .	NXPMG	NH47D . . . . .	NHS2VALD
NF121 . . . . .	NF121	NH24A . . . . .	NXPMG1	NH49 . . . . .	NMGTOT
NF122 . . . . .	NF122	NH24B . . . . .	NXPMG2	NH50 . . . . .	NCDHAVE
NF125 . . . . .	NF125	NH24C . . . . .	NXPMG3	NH51A . . . . .	NCD1USE
NF126 . . . . .	NF126	NH24D . . . . .	NXPMG4	NH51B . . . . .	NCD2USE
NF127 . . . . .	NF127	NH25 . . . . .	NHSJB	NH51C . . . . .	NCD10USE
NF128 . . . . .	NF128	NH26M1 . . . . .	NRENTP1	NH51D . . . . .	NCD11USE
NF132 . . . . .	NF132	NH26M2 . . . . .	NRENTP2	NH51E . . . . .	NCD3USE
NF135 . . . . .	NF135	NH27 . . . . .	NRENTLL	NH51F . . . . .	NCD4USE
NF136 . . . . .	NF136	NH28 . . . . .	NRENTF	NH51G . . . . .	NCD5USE
NF137 . . . . .	NF137	NH30 . . . . .	NRENT	NH51H . . . . .	NCD6USE
NF138 . . . . .	NF138	NH31 . . . . .	NRENTW	NH51I . . . . .	NCD7USE
NF139 . . . . .	NF139	NH32A . . . . .	NRENT1	NH51J . . . . .	NCD8USE
NF140 . . . . .	NF140	NH32B . . . . .	NRENT7	NH51K . . . . .	NCD9USE
NF141 . . . . .	NF141	NH32C . . . . .	NRENT2	NH51L . . . . .	NCD12USE
NF142 . . . . .	NF142	NH32D . . . . .	NRENT3	NH52 . . . . .	NCDBGHT
NF143 . . . . .	NF143	NH32E . . . . .	NRENT4	NH53A . . . . .	NCD1NEW
NF151 . . . . .	NF151	NH32F . . . . .	NRENT5	NH53B . . . . .	NCD2NEW
NF152 . . . . .	NF152	NH32G . . . . .	NRENT8	NH53C . . . . .	NCD10NEW
NF153 . . . . .	NF153	NH32H . . . . .	NRENT6	NH53D . . . . .	NCD11NEW
NF154 . . . . .	NF154	NH33 . . . . .	NRENTHB	NH53E . . . . .	NCD3NEW
NF155 . . . . .	NF155	NH34 . . . . .	NRENTG	NH53F . . . . .	NCD4NEW
NF156 . . . . .	NF156	NH35 . . . . .	NRENTG	NH53G . . . . .	NCD5NEW
NF157 . . . . .	NF157	NH36 . . . . .	NRENTGW	NH53H . . . . .	NCD6NEW
NF158 . . . . .	NF158	NH37 . . . . .	NXPHSDF	NH53I . . . . .	NCD7NEW
NF159 . . . . .	NF159	NH38A . . . . .	NXPHSD1	NH53J . . . . .	NCD8NEW
NH0AD . . . . .	NHHDOI	NH38B . . . . .	NXPHSD2	NH53K . . . . .	NCD9NEW

NH53L . . . . .	NCD12NEW	NI6B . . . . .	NIV6B	NM3B . . . . .	NHLPRBB
NH54A . . . . .	NCD1CST	NI6C . . . . .	NIV6C	NM3C . . . . .	NHLPRBC
NH54B . . . . .	NCD2CST	NI6D . . . . .	NIV6D	NM3D . . . . .	NHLPRBD
NH54C . . . . .	NCD10CST	NI6E . . . . .	NIV6E	NM3E . . . . .	NHLPRBE
NH54D . . . . .	NCD11CST	NI7 . . . . .	NIV6F	NM3F . . . . .	NHLPRBF
NH54E . . . . .	NCD3CST	NI8 . . . . .	NIV7	NM3G . . . . .	NHLPRBG
NH54F . . . . .	NCD4CST	NJ5D . . . . .	NCJSBGD	NM3H . . . . .	NHLPRBH
NH54G . . . . .	NCD5CST	NJ5M . . . . .	NCJSBGM	NM3I . . . . .	NHLPRBI
NH54H . . . . .	NCD6CST	NJ5Y . . . . .	NCJSBGY4	NM3J . . . . .	NHLPRBJ
NH54I . . . . .	NCD7CST	NJ6 . . . . .	NNEMST	NM3K . . . . .	NHLPRBK
NH54J . . . . .	NCD8CST	NJ7D . . . . .	NCJSBGD	NM3L . . . . .	NHLPRBL
NH54K . . . . .	NCD9CST	NJ7M . . . . .	NCJSBGM	NM3M . . . . .	NHLPRBM
NH54L . . . . .	NCD12CST	NJ7Y . . . . .	NCJSBGY4	NM3M0 . . . . .	NHLPRB
NH55 . . . . .	NPCNET	NJ8 . . . . .	NCJSBLY	NM3N . . . . .	NHLPRBN
NH56 . . . . .	NXPHP	NJ9 . . . . .	NJHSTAT	NM4 . . . . .	NHLSF1
NH57 . . . . .	NXPHPDF	NJ10D . . . . .	NJHBGD	NM5 . . . . .	NHLSF2
NH58A . . . . .	NHSCANA	NJ10M . . . . .	NJHBGM	NM6A . . . . .	NHLSF3A
NH58B . . . . .	NHSCANB	NJ10Y . . . . .	NJHBGY4	NM6B . . . . .	NHLSF3B
NH58C . . . . .	NHSCANC	NJ12 . . . . .	NNJBS	NM6C . . . . .	NHLSF3C
NH58D . . . . .	NHSCAND	NJ13 . . . . .	NJHSTAT	NM6D . . . . .	NHLSF3D
NH58E . . . . .	NHSCANE	NJ13M . . . . .	NJHBGM	NM6E . . . . .	NHLSF3E
NH58F . . . . .	NHSCANF	NJ13Y . . . . .	NJHBGY4	NM6F . . . . .	NHLSF3F
NH59A . . . . .	NHSCNTA	NJ14 . . . . .	NJHSOC	NM6G . . . . .	NHLSF3G
NH59B . . . . .	NHSCNTB	NJ14 . . . . .	NJHSOC00	NM6H . . . . .	NHLSF3H
NH59C . . . . .	NHSCNTC	NJ15 . . . . .	NJHSTAT	NM6I . . . . .	NHLSF3I
NH59D . . . . .	NHSCNTD	NJ16 . . . . .	NJHSEMP	NM6J . . . . .	NHLSF3J
NH59E . . . . .	NHSCNTE	NJ17 . . . . .	NJHBOSS	NM7A . . . . .	NHLSF4A
NH59F . . . . .	NHSCNTF	NJ18 . . . . .	NJHSECT	NM7B . . . . .	NHLSF4B
NH60 . . . . .	NXPFOOD	NJ19 . . . . .	NJHMNGR	NM7C . . . . .	NHLSF4C
NH61 . . . . .	NNCARS	NJ20 . . . . .	NJHSTAT	NM7D . . . . .	NHLSF4D
NH62 . . . . .	NCAROWN	NJ21 . . . . .	NJHPLDF	NM8A . . . . .	NHLSF5A
NH63 . . . . .	NCARVAL	NJ22 . . . . .	NJHSIC92	NM8B . . . . .	NHLSF5B
NH64M1 . . . . .	NIVH1	NJ23 . . . . .	NJHSIZE	NM8C . . . . .	NHLSF5C
NH64M2 . . . . .	NIVH2	NJ24 . . . . .	NJHPAYL	NM9 . . . . .	NHLSF6
NH64M3 . . . . .	NIVH3	NJ25OC . . . . .	NJHPYLW	NM10 . . . . .	NHLSF7
NH65H . . . . .	NHHFOIH	NJ26 . . . . .	NJHPYLG	NM11 . . . . .	NHLSF8
NH65M . . . . .	NHHFOIM	NJ27 . . . . .	NJHSTPY	NM12A . . . . .	NHLSF9A
NHG2 . . . . .	NHGR2R	NJ28 . . . . .	NJBLKY	NM12B . . . . .	NHLSF9B
NHG3 . . . . .	NHGSEX	NJ31 . . . . .	NJBHAD	NM12C . . . . .	NHLSF9C
NHG4M . . . . .	NHGBM	NJ32 . . . . .	NJLEND4	NM12D . . . . .	NHLSF9D
NHG4Y . . . . .	NHGBY	NJ33 . . . . .	NJLSOC	NM12E . . . . .	NHLSF9E
NHG8 . . . . .	NMASTAT	NJ33 . . . . .	NJLSOC00	NM12F . . . . .	NHLSF9F
NHG9 . . . . .	NHGSPN	NJ34 . . . . .	NJLSIC92	NM12G . . . . .	NHLSF9G
NHG10 . . . . .	NHGEMP	NJ35 . . . . .	NJLSEMP	NM12H . . . . .	NHLSF9H
NHG10 . . . . .	NHGEMP	NJ36 . . . . .	NJLBOSS	NM12I . . . . .	NHLSF9I
NHG11 . . . . .	NHGFNO	NJ37 . . . . .	NJLMNGR	NM12J . . . . .	NHLSF9J
NHG11 . . . . .	NHGFNO	NJ38 . . . . .	NJLSIZE	NM13A . . . . .	NHLSF10A
NHG12 . . . . .	NHGMNO	NJ39A . . . . .	NIVJA	NM13B . . . . .	NHLSF10B
NHG12 . . . . .	NHGMNO	NJ39B . . . . .	NIVJB	NM13C . . . . .	NHLSF10C
NHG13 . . . . .	NHGRA	NJ39C . . . . .	NIVJC	NM13D . . . . .	NHLSF10D
NHG13 . . . . .	NHGRA	NJ39D . . . . .	NIVJD	NM16 . . . . .	NHL2GP
NI1 . . . . .	NIV1	NJ39E . . . . .	NIVJE	NM17 . . . . .	NHL2HOP
NI2 . . . . .	NIV2	NL2 . . . . .	NMLSTAT	NM18 . . . . .	NXDTS
NI4 . . . . .	NIV4	NL3 . . . . .	NNMAR	NM19 . . . . .	NNXDTS
NI5 . . . . .	NIV5	NL25 . . . . .	NLPRNT	NM20 . . . . .	NHOSP
NI5A . . . . .	NIV5AA	NL26 . . . . .	NLNPRNT	NM21 . . . . .	NHOSPD
NI5B . . . . .	NIV5AB	NM1 . . . . .	NHLDSBL1	NM23 . . . . .	NHOSPCCH
NI5C . . . . .	NIV5AC	NM2 . . . . .	NHLSTAT	NM24 . . . . .	NHOSPNSHS
NI6A . . . . .	NIV6A	NM3A . . . . .	NHLPRBA	NM25 . . . . .	NHLCVR



NM26 . . . . .	NHLCVRH	NM34H . . . . .	NHLCKGN	NP70NONE . . .	NPRFIRN
NM27 . . . . .	NHLCVRL	NM34I . . . . .	NHLCKHN	NP71 . . . . .	NPRFITB
NM28 . . . . .	NHLSV	NM35 . . . . .	NSMOKER	NP1A . . . . .	NIVPA
NM29A . . . . .	NHLSVA	NM36 . . . . .	NNCIGS	NP1B . . . . .	NIVPB
NM29B . . . . .	NHLSVB	NM37 . . . . .	NHLHTM	NP1C . . . . .	NIVPC
NM29C . . . . .	NHLSVC	NM37A1 . . . . .	NHLHTF	NP1D . . . . .	NIVPD
NM29D . . . . .	NHLSVD	NM37A2 . . . . .	NHLHTI	NP1E . . . . .	NIVPE
NM29E . . . . .	NHLSVE	NM37B . . . . .	NHLHTC	NS1A . . . . .	NGHQA
NM29F . . . . .	NHLSVF	NM38 . . . . .	NHLWTM	NS1B . . . . .	NGHQB
NM29G . . . . .	NHLSVG	NM38A1 . . . . .	NHLWTS	NS1C . . . . .	NGHQC
NM29H . . . . .	NHLSVH	NM38A2 . . . . .	NHLWTP	NS1D . . . . .	NGHQD
NM29I . . . . .	NHLSVI	NM38B . . . . .	NHLWTK	NS1E . . . . .	NGHQE
NM29J1 . . . . .	NHLSVJ	NM39 . . . . .	NHLWTE	NS1F . . . . .	NGHQF
NM29J2 . . . . .	NHLSVK	NM30 . . . . .	NHLPRBO	NS1G . . . . .	NGHQG
NM29L . . . . .	NHLSVL	NM40 . . . . .	NHLWTL	NS1H . . . . .	NGHQH
NM29M . . . . .	NHLSVM	NM41 . . . . .	NHLWTR	NS1I . . . . .	NGHQI
NM30A . . . . .	NHLSVAN	NM42 . . . . .	NCBAGEF	NS1J . . . . .	NGHQJ
NM30B . . . . .	NHLSVBN	NM43 . . . . .	NHLPREG	NS1K . . . . .	NGHQK
NM30C . . . . .	NHLSVCN	NM45 . . . . .	NAIDHH	NS1L . . . . .	NGHQL
NM30D . . . . .	NHLSVDN	NM46P1 . . . . .	NAIDHUA	NS2A . . . . .	NOPFAMO
NM30E . . . . .	NHLSVEN	NM46P2 . . . . .	NAIDHUB	NS2B . . . . .	NOPFAML
NM30F . . . . .	NHLSVFN	NM46P3 . . . . .	NAIDHUC	NS2C . . . . .	NOPFAMP
NM30G . . . . .	NHLSVGN	NM47 . . . . .	NAIDXHH	NS2D . . . . .	NOPFAMQ
NM30H . . . . .	NHLSVHN	NM48 . . . . .	NNAIDXHH	NS2E . . . . .	NOPFAMK
NM30I . . . . .	NHLSVIN	NM49M1 . . . . .	NAIDHU1	NS2F . . . . .	NOPFAMR
NM30J1 . . . . .	NHLSVJN	NM49M2 . . . . .	NAIDHU2	NS3A . . . . .	NLFSAT1
NM30J2 . . . . .	NHLSVKN	NM51 . . . . .	NAIDHRS	NS3B . . . . .	NLFSAT2
NM30L . . . . .	NHLSVLN	NM52A . . . . .	NIVMA	NS3C . . . . .	NLFSAT3
NM30M . . . . .	NHLSVMN	NM52B . . . . .	NIVMB	NS3D . . . . .	NLFSAT4
NM31A . . . . .	NHLSVAF	NM52C . . . . .	NIVMC	NS3E . . . . .	NLFSAT5
NM31B . . . . .	NHLSVBF	NM52D . . . . .	NIVMD	NS3F . . . . .	NLFSAT6
NM31C . . . . .	NHLSVCF	NM52E . . . . .	NIVME	NS3G . . . . .	NLFSAT7
NM31D . . . . .	NHLSVDF	NNF3 . . . . .	NNIPENS	NS3H . . . . .	NLFSAT8
NM31E . . . . .	NHLSVEF	NNF4 . . . . .	NNISERPS	NS4A . . . . .	NLFSATO
NM31F . . . . .	NHLSVFF	NP2B . . . . .	NPRRS2I	NS4B . . . . .	NLFSATL
NM31G . . . . .	NHLSVGF	NP2C . . . . .	NPRIPN	NS5A . . . . .	NNETSX1
NM31H . . . . .	NHLSVHF	NP2D . . . . .	NPRWHY	NS5A . . . . .	NNETSX2
NM31I . . . . .	NHLSVIF	NP3 . . . . .	NPPLEVR	NS5A . . . . .	NNETSX3
NM31J1 . . . . .	NHLSVJF	NP10M . . . . .	NPRESBGM	NS5B . . . . .	NNET1RL
NM31J2 . . . . .	NHLSVKF	NP10Y . . . . .	NPRESBY4	NS5B . . . . .	NNET2RL
NM31L . . . . .	NHLSVLF	NP11 . . . . .	NPRESLY	NS5B . . . . .	NNET3RL
NM31M . . . . .	NHLSVMF	NP23 . . . . .	NPRFEHQ	NS5BOC . . . .	NNET1WR
NM32 . . . . .	NHLCK	NP25 . . . . .	NPRSEHQ	NS5BOC . . . .	NNET2WR
NM33A . . . . .	NHLCKA	NP27 . . . . .	NHLDSBL	NS5BOC . . . .	NNET3WR
NM33B . . . . .	NHLCKB	NP58 . . . . .	NPRJBFT	NS5C . . . . .	NNET1AG
NM33C . . . . .	NHLCKC	NP59M . . . . .	NPRJBBGM	NS5C . . . . .	NNET2AG
NM33D . . . . .	NHLCKD	NP59Y . . . . .	NPRJBBY4	NS5C . . . . .	NNET3AG
NM33E . . . . .	NHLCKE	NP60 . . . . .	NPRJBLY	NS5D . . . . .	NNET1KN
NM33F . . . . .	NHLCKI	NP61 . . . . .	NPREARN	NS5D . . . . .	NNET2KN
NM33G . . . . .	NHLCKF	NP70A . . . . .	NPRF101	NS5D . . . . .	NNET3KN
NM33H . . . . .	NHLCKG	NP70B . . . . .	NPRF102	NS5E . . . . .	NNET1PH
NM33I . . . . .	NHLCKH	NP70C . . . . .	NPRF116	NS5E . . . . .	NNET2PH
NM34A . . . . .	NHLCKAN	NP70D . . . . .	NPRF131	NS5E . . . . .	NNET3PH
NM34B . . . . .	NHLCKBN	NP70F . . . . .	NPRF135	NS5F . . . . .	NNET1LV
NM34C . . . . .	NHLCKCN	NP70G . . . . .	NPRF137	NS5F . . . . .	NNET2LV
NM34D . . . . .	NHLCKDN	NP70H . . . . .	NPRF139	NS5F . . . . .	NNET3LV
NM34E . . . . .	NHLCKEN	NP70J . . . . .	NPRF141	NS5G . . . . .	NNET1JB
NM34F . . . . .	NHLCKIN	NP70K . . . . .	NPRF143	NS5G . . . . .	NNET2JB
NM34G . . . . .	NHLCKFN	NP70L . . . . .	NPRF107	NS5G . . . . .	NNET3JB

NS5H . . . . .	NNET1ET	NY15 . . . . .	NYPTLKF	NY65C . . . . .	NYPWKW
NS5H . . . . .	NNET2ET	NY16 . . . . .	NYPNPAL	NY65D . . . . .	NYPWKTH
NS5H . . . . .	NNET3ET	NY17 . . . . .	NYPFGHT	NY65E . . . . .	NYPWKF
NS6A . . . . .	NNETSOC	NY18 . . . . .	NYPEATN	NY65F . . . . .	NYPWKSA
NT2B . . . . .	NTELWHY	NY19 . . . . .	NYPSMEV	NY65G . . . . .	NYPWKSU
NT45 . . . . .	NTLFIYRL	NY20 . . . . .	NYPSMOF	NY66 . . . . .	NYPLVHM
NT50 . . . . .	NTLFIYR	NY21 . . . . .	NYPSMLW	NY67 . . . . .	NYP2UNI
NV1A . . . . .	NOPSOCA	NY22 . . . . .	NYPDGFR	NY68M1 . . . . .	NYPNUNA
NV1B . . . . .	NOPSOCB	NY23 . . . . .	NYPHSTAT	NY68M2 . . . . .	NYPNUNB
NV1C . . . . .	NOPSOCC	NY24A . . . . .	NYPOPHE	NY69M1 . . . . .	NYPEVNT1
NV1D . . . . .	NOPSOCD	NY24B . . . . .	NYPOPHC	NY69M2 . . . . .	NYPEVNT2
NV1E . . . . .	NOPSOCE	NY25 . . . . .	NYPHFI		
NV1F . . . . .	NOPSOCF	NY25 . . . . .	NYPHTC		
NV2 . . . . .	NVOTE1	NY25 . . . . .	NYPHTF		
NV3 . . . . .	NVOTE2	NY26 . . . . .	NYPWTK		
NV4 . . . . .	NVOTE3	NY26 . . . . .	NYPWTP		
NV5 . . . . .	NVOTE4	NY26 . . . . .	NYPWTS		
NV6 . . . . .	NVOTE5	NY27 . . . . .	NYPWGHR		
NV7 . . . . .	NVOTE7	NY28 . . . . .	NYPDIET		
NV8 . . . . .	NVOTE8	NY29 . . . . .	NYPSVRT		
NV9 . . . . .	NVOTE6	NY30M1 . . . . .	NYPSVRT1		
NV9A . . . . .	NNIVT1	NY30M2 . . . . .	NYPSVRT2		
NV9B . . . . .	NNIVT2	NY31M1 . . . . .	NYPNSPT1		
NV10A . . . . .	NLACTA	NY31M2 . . . . .	NYPNSPT2		
NV10B . . . . .	NLACTB	NY32 . . . . .	NYPFRUT		
NV10C . . . . .	NLACTC	NY33 . . . . .	NYPFFD		
NV10D . . . . .	NLACTD	NY34 . . . . .	NYPJFD		
NV10E . . . . .	NLACTE	NY35 . . . . .	NYPTTSM		
NV10F . . . . .	NLACTF	NY36 . . . . .	NYPESTA		
NV10H . . . . .	NLACTH	NY37 . . . . .	NYPESTI		
NV10I . . . . .	NLACTI	NY38 . . . . .	NYPESTB		
NV10J . . . . .	NLACTJ	NY39 . . . . .	NYPESTJ		
NV10K . . . . .	NLACTK	NY40 . . . . .	NYPESTC		
NV10L . . . . .	NLACTL	NY41 . . . . .	NYPESTK		
NV11 . . . . .	NFRNA	NY42 . . . . .	NYPESTE		
NV12 . . . . .	NFRNB	NY43 . . . . .	NYPESTF		
NV13 . . . . .	NFRNC	NY44 . . . . .	NYPTCHA		
NV14 . . . . .	NOPRLG1	NY45 . . . . .	NYPTCHB		
NV15 . . . . .	NOPRLG2	NY46 . . . . .	NYPHSW		
NV16 . . . . .	NOPRLG3	NY47 . . . . .	NYPHAP		
NV17A . . . . .	NIVVA	NY48 . . . . .	NYPHFM		
NV17B . . . . .	NIVVB	NY49 . . . . .	NYPHFR		
NV17C . . . . .	NIVVC	NY50 . . . . .	NYPHSC		
NV17D . . . . .	NIVVD	NY51 . . . . .	NYPHLF		
NV17E . . . . .	NIVVE	NY52 . . . . .	NYPVTE6		
NY1 . . . . .	NYTVHRS	NY53 . . . . .	NYPVTE3		
NY2 . . . . .	NYTVSTP	NY54 . . . . .	NYPTRUN		
NY3 . . . . .	NYPCOMP	NY55 . . . . .	NYPBULL		
NY4 . . . . .	NYPPCHW	NY56 . . . . .	NYPOPSC		
NY5 . . . . .	NYPPCG	NY57 . . . . .	NYPLVSC		
NY6 . . . . .	NYPPCNT	NY58 . . . . .	NYPACVS		
NY7 . . . . .	NYPMOBU	NY60 . . . . .	NYPSOC		
NY8 . . . . .	NYPCHOR	NY61 . . . . .	NYPWKLW		
NY9 . . . . .	NYPPALS	NY62M1 . . . . .	NYPSOC1		
NY10 . . . . .	NYPPALO	NY62M2 . . . . .	NYPSOC2		
NY11 . . . . .	NYPLATE	NY63 . . . . .	NYPWHR		
NY12 . . . . .	NYPARGM	NY64 . . . . .	NYPPAY		
NY13 . . . . .	NYPARGF	NY65A . . . . .	NYPWKM		
NY14 . . . . .	NYPTLKM	NY65B . . . . .	NYPWKT		





